



flexible

FEBRUARY • v1
PRICER

ADAPTABLE SOLUTIONS
FOR LEARNING WITHOUT
BOUNDARIES

CONTENT

	TERMS & CONDITIONS	3
	PRODUCT INFO	5
	SOFT SEATING	6
	SEATING	29
	STUDENT DESKS	56
	TABLES	80
	TEACHER STATIONS	104
	STORAGE	112
	WARRANTY	125

Authorized Dealers: Only dealers (“Dealer”) that have been approved by Artcobell Corporation (“ABC”), and are in good standing with ABC are authorized to market, provide pricing, and submit orders for ABC products. By engaging in business transactions with ABC, Dealers agree to the current ABC terms and conditions.

Pricing: All pricing provided by ABC to Dealers is based on the current list price and excludes taxes, freight, delivery, and installation. Except as stated in a quote number issued by ABC, any discount ABC offers a Dealer will be from current list price at the standard dealer discount. In order to obtain the discount in an issued quote number, Dealer must provide the quote number, discount and pricing at the time it submits a purchase order. If the correct quote number and pricing are not provided, the Dealer will receive its standard dealer discount.

Payment Terms: ABC will invoice Dealer for product upon shipment. Dealer agrees to pay each invoice according to terms. Dealer terms will be determined by Artcobell through credit analysis. Certain Dealers may qualify for 1% 10 Net 30 days from the invoice date. Payment must be received by bank within 10 days of invoice date to receive the 1% discount. No payment may be withheld because of partial delivery. Dealer will pay interest on any unpaid amount due at the lower of 1.5% per month or the highest rate allowed by law. If ABC takes any action to collect any amount due, Dealer will pay all costs and expenses, including court costs and reasonable attorney fees, incurred by ABC in collecting such amount.

Order Placement and Acknowledgments: Dealers will submit all orders with complete model number (i.e., color, frame, material, finish), and for product that must be shipped in cartons, carton quantity. ABC will not process or put into production an order without complete information. Lead time will be calculated based on the time the order is processed. After an order is processed, ABC will acknowledge the order via email or fax. Acknowledgments provided by ABC represent estimated completion dates and are not contractually binding. Any expenses incurred as a result of longer lead times will be the responsibility of the dealer. Dealer is responsible for checking the acknowledgment and immediately notifying ABC of any discrepancies.

Changes and Cancellations: Changes requested by Dealer after ABC has acknowledged the order must be sent in writing and are subject to written approval by ABC and additional charges. If ABC approves in writing any request by Dealer to cancel all or any part of an order after 48 hours from time of acknowledgment, dealer agrees to pay 25% cancellation fee.

Returns: Product will not be returned for refund, credit, or replacement, except on written approval by ABC. If approved by ABC, dealer agrees to pay a restocking fee determined by ABC and any associated freight charges.

Delays: ABC will not be liable for any delay or interruption in its performance caused by circumstances beyond its reasonable control, including, without limitation, strikes, lockouts, work stoppages, accidents, terrorism, and availability of materials, acts of nature or God, inability to obtain transportation, or acts of the enemy. Delays so caused will not release Dealer from its obligation to accept and pay for the product.

Storage: Products that are complete and ready must be shipped within 30 days of original request date otherwise subject to storage fees.

Delivery and Installation: All shipments are F.O.B. ABC’s factory or distribution center. Delivery is always quoted to take place during ABC’s regular working hours on ABC’s regularly scheduled business days (holidays excluded). Dealer will pay additional labor costs resulting from overtime work performed at Dealer’s request. Dealer is responsible for providing: a clean, debris-free space with electricity, heat, hoisting/elevator service, and adequate facilities for off-loading, staging, uncartoning, and moving product; insurance and permits required at the site; and disposal containers. Delivery does not include the following additional expenses, which are the responsibility of Dealer: providing a licensed electrician, as required by national or local codes, to connect products to building power. If the space is under construction or other trades are working in the same space during the product installation, Dealer will immediately inspect the product on delivery for defects. If Dealer or Dealer’s customer is not available to inspect product on delivery, then Dealer and Dealer’s customer accept that all product was delivered in satisfactory condition and Dealer accepts all responsibility for any damages found later.

Loss and Damages: After delivery of product to Dealer’s shipper or, if ABC is arranging freight, after delivery to shipping address, all risk of loss or damage shall pass to Dealer, including, without limitation, any loss or damage caused by weather, other trades (such as painting or plastering, electrical or telephone installation), fire or other elements, and Dealer agrees to hold ABC harmless from any such loss or damage.

Warranties: Dealer’s remedies are limited exclusively to those set forth in ABC’s standard limited warranty as published at www.artcobell.com at the time of delivery of the product to carrier. ABC MAKES NO WARRANTY, EXPRESS OR IMPLIED, WITH RESPECT TO ANY PRODUCT OR SERVICE FURNISHED TO DEALER, AND ANY IMPLIED WARRANTIES OF MERCHANTABILITY OR FITNESS FOR A PARTICULAR PURPOSE ARE EXPRESSLY DISCLAIMED BY ABC. No agent or outside party has any authority to make

any warranty or representation to Dealer on behalf of ABC with respect to any product or service provided to Dealer by ABC. In no event will Artcobell be liable for any consequential, indirect, incidental, or punitive damages. Modifications to the product or use other than the intended purpose voids the warranty.

Shipment Terms: All orders shall be shipped prepaid and, unless specified, by ABC's carrier of choice. "Best way" shipping will be used. Pricing on shipments is an estimate and may vary by special charges incurred due to the consignee. These are estimates and additional charges are the responsibility of the Dealer.

LTL shipments are dock-to-dock at Dealer's expense. Any special delivery considerations are the responsibility of the consignee. This includes any accessorial charges billed by the carrier. LTL shipments may also be subject to a packaging surcharge.

Delivery dates are the responsibility of the carrier unless otherwise agreed to between Artcobell Corporation and the consignee. No expenses will be incurred by Artcobell Corporation for missed delivery appointments. Delivery scheduling is to be handled between the dealer and the carrier. All expenses incurred due to detention or other factors, caused by the consignee, shall be the responsibility of the dealer. If the delivery location is not ready for receipt of a shipment, all charges incurred by the freight company will be passed on to the dealer. If the shipment returns to Artcobell Corporation, the costs for handling and restocking will be billed back to the dealer, along with an administrative fee of 5% of the order total.

Dealer arranged van shipments will be assessed a service fee of \$150.

If a "live load" appointment is missed by more than 2 hours or the driver arrives after 2:00pm, a missed appointment fee of \$250 will be assessed to the Dealer. The carrier will not be guaranteed immediate attention if a live load appointment is missed, and the load may need to be rescheduled. Shipments outside of the continental U.S. are to be pre-arranged by the dealer.

Shipment Damages: Artcobell will not be responsible for freight damage on prepaid shipments when items are shipped via small parcel (USPS, UPS, Fed Ex, etc.).

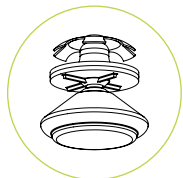
Any freight damage, truckload or LTL, MUST be notated on the POD (proof of delivery) or reported within 5 days of delivery in order to qualify for a no cost replacement from Artcobell. All shipments should be carefully inspected at the time of delivery by the consignee. Any damages are to be noted on the bill of lading at the time of delivery. Concealed damage must be reported within 15 days of receipt of shipment. Damaged freight must be held at the point of delivery, along with original packaging to be considered for a claim. Digital photos are required and will speed up the claims process. Shipments left unopened for a period of more than 15 days will not be considered for claim or replacement. Shipment liability ceases after 15 days of delivery.

Shipment Shortages: Shortages not reported within 15 days of shipment receipt will not be honored for a claim. Shortages must be noted on the bill of lading at the time of delivery and reported to Artcobell within 15 days for consideration. Claims for shortages will not be approved if ABC has a "scan sheet" confirming all products were loaded.

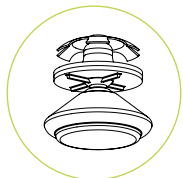
Dealer's and User's Care and Use Instructions: Products are to be used for their intended purpose and inspected on a regular basis to avoid structural failures and possible injury. Inspections are to include verifying there are no loose or missing screws, rivets, or other fasteners. Products are to be inspected for cracks, fatigue, or broken welds. Products that have adjustability are to be inspected to ensure the fasteners are installed and adjusted properly. Any product showing signs of damage or improper adjustment must be removed from service immediately and notice must be promptly provided to ABC and the furnishing dealer. Repairs are to be made with factory authorized parts and methods.

Other: Questions about invoices must be communicated to ABC within 15 days of the invoice date. These Terms and Conditions may be changed by ABC without notice and are the only terms and conditions which apply to ABC's products. These Terms and Conditions are governed by Texas law, without regard to its conflicts of laws provisions. In the event of a dispute, the non-prevailing party will pay the prevailing party's reasonable attorneys' fees.

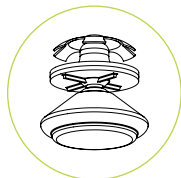
* Product line, prices, discounts, payment terms, and other terms and conditions applicable to the sale of products to the Dealer are subject to change by Artcobell without notice.



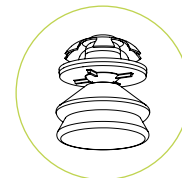
Nylon (3)
All purpose nylon swivel glide
Rounded leading edge
VCT, Vinyl, Tile or Carpet flooring



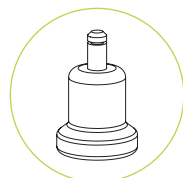
Steel (1)
All purpose steel swivel glide
Best glide for carpeted surfaces



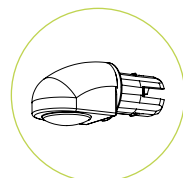
Non Skid (2)
All purpose non-skid swivel glide
Not for use on carpeted surfaces



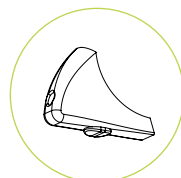
Felt (F)
All purpose felt swivel glide
VCT, Vinyl, Tile or Wood.
Glide cap can be changed out in seconds



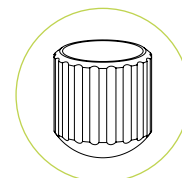
Bell Glide (B)
For use on 5-star task and Stool bases. Nylon base



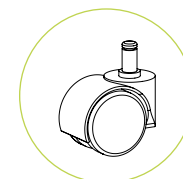
Cantilever Toe Glide
Select from nylon (3), Steel (1)
Felt (F) or Non-skid (2) button
Glide inserts.



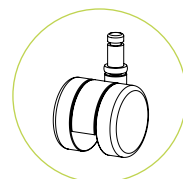
Cantilever Heel Glide
Select from nylon (3), Steel (1)
Felt (F) or Non-skid (2) button
Glide inserts.



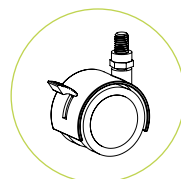
Boot Glide (**)
Non-Skid Rubber
Available in Multiple Colors
VCT, Vinyl or Tile



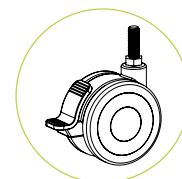
Hard Wheel (H)
50mm Dual Hard Wheel
7/16 x 7/8 brass grip ring



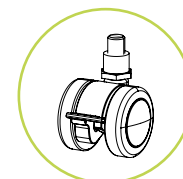
Hard Wheel
50mm Dual Hard Wheel
7/16 x 7/8 brass grip ring
Discover and Uniflex
4-Leg Chairs



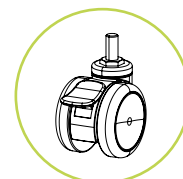
TA-CPS4
50mm Dual Soft Wheel
Locking Caster
3/8" - 16 x 1"
Threaded Stem



TA-CPTD3
75mm Locking Caster
3/8" - 16 x 1"
Threaded Stem



TA-CPMS50T4
50mm Locking Caster
3/8" - 16 x 1"
Threaded Stem



TA-CPMS75T4
75mm Locking Caster
3/8" - 16 x 1"
Threaded Stem

REFER TO SPECIFIC PRODUCT PAGES FOR GLIDE AVAILABILITY BY MODEL.

NOTE ON GLIDES & FLOOR MAINTENANCE

Our research shows that no single solution can provide optimum performance across all floor types and conditions. Overall performance is based upon the type of flooring, preventative floor maintenance program and glide design & material selection. Highly textured flooring and/or floors with enhanced wear resistant layers can negatively impact glide wear and floor surface. To maximize the performance of your furniture glides, floors must be properly prepared, and maintained. Soil, grit and the wrong polish can make a floor susceptible to damage regardless of the glides used on your furniture. Your flooring installer and/or manufacturer can provide specific guidelines on floor maintenance and precautions.

SOFT SEATING

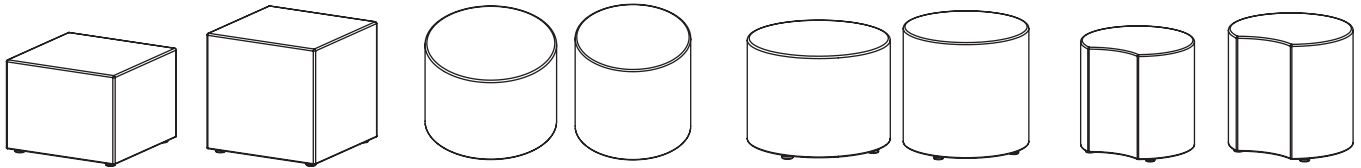


STATEMENT OF LINE

SOFT SEATING



Check out new
Grade 2 and 3
options from
DesignTex



SS-SQ14

SS-SQ18

SS-RR14

SS-RR18

SS-RD14

SS-RD18

SS-CR14

SS-CR18

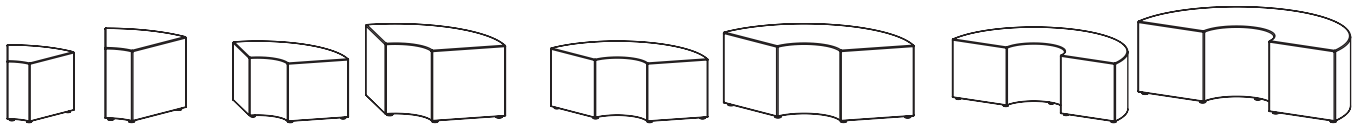
Square

Round Rocker

Round

Crescent

CIRCLES + SQUARES



SS-R814

SS-R818

SS-R414

SS-R418

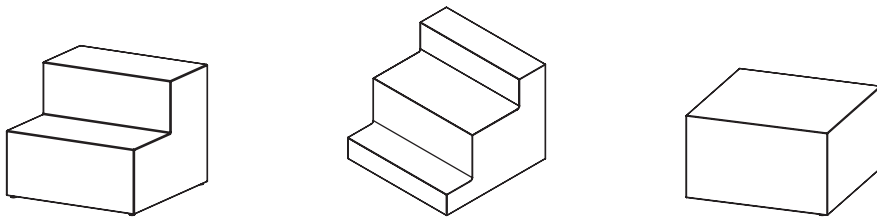
SS-R314

SS-R318

SS-R214

SS-R218

Arcs



SS-ST230

SS-ST330

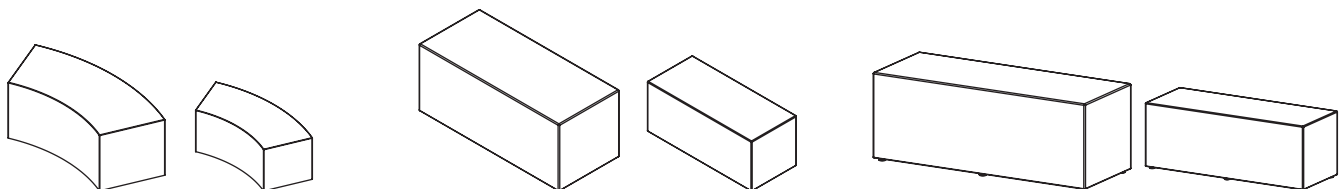
SS-SQ3818

2-STEP

3-STEP

Ottoman | 38" Square

BENCHES



SS-BC18

SS-BC14

SS-RC1842

SS-RC1442

SS-RC1848

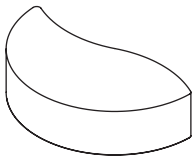
SS-RC1448

Curved Bench

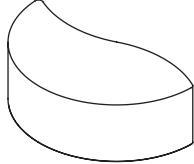
Rectangle Bench

STATEMENT OF LINE

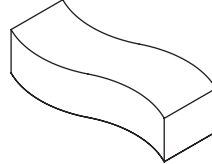
SOFT SEATING



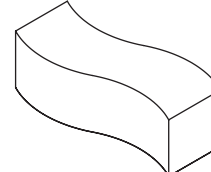
SS-NEB14



SS-NEB18



SS-EXP14



SS-EXP18

Nebula Bench

Expanse Bench

BENCHES



SS-BBR3



SS-BBR4



ASPOT16



ASPXL16.4



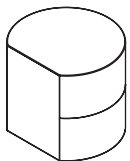
ASPXL16.R

SnugSacks

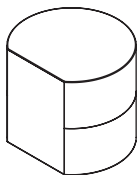
Spot

Pixel

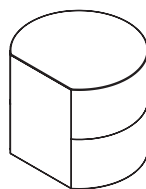
FLOORWORK



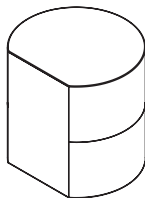
SS-BA12



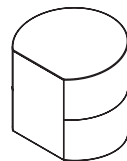
SS-BA14



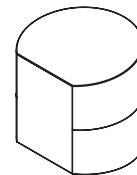
SS-BA16



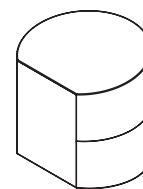
SS-BA18



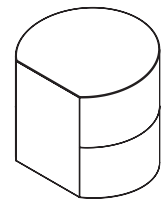
SS-BAS12



SS-BAS14



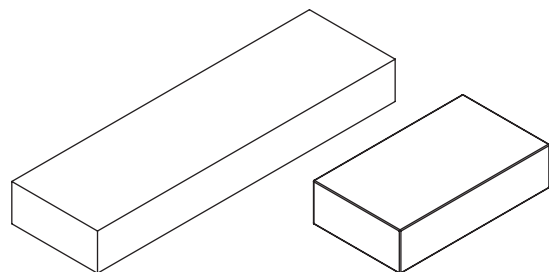
SS-BAS16



SS-BAS18

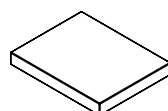
Barrel

Barrel Slant

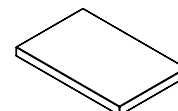


SS-RP4814

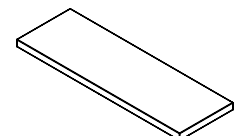
SS-RP2414



SS-TCG1814



SS-TCG1828



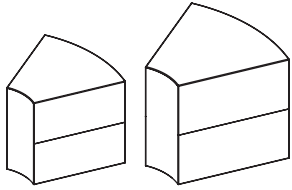
SS-TCG1855

Pad

Pad (Works with AMTC Mobile Cubbies)

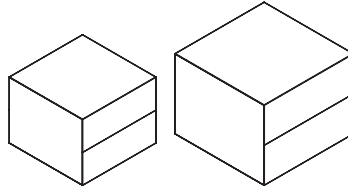
STATEMENT OF LINE

SOFT SEATING



SS-PR814

SS-PR818




SS-PSQ14

SS-PSQ18


Wedge

Cube

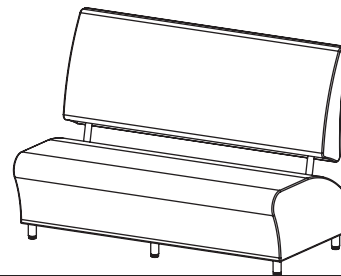
FLOORWORK



SS-SB24



SS-SB48

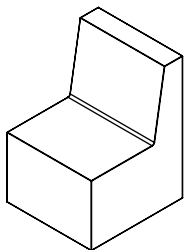


SS-SB60

Chair

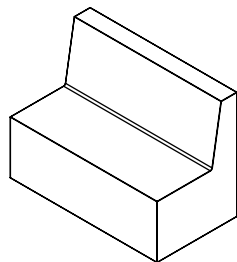
Sofa

OPEN BACK LOUNGE



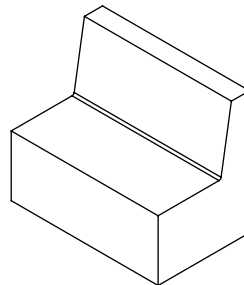
SS-LS24

24" Sofa



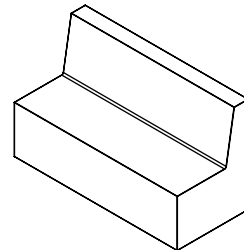
SS-LS42

42" Sofa



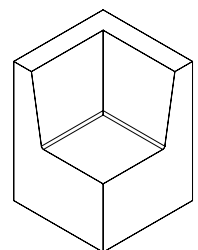
SS-LS48

48" Sofa



SS-LS60

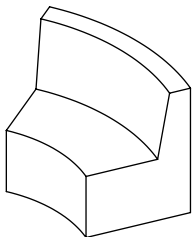
60" Sofa



SS-LC26

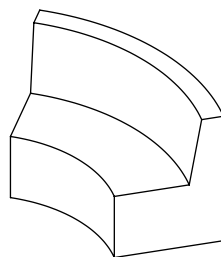
Corner

LOUNGE | LINEAR

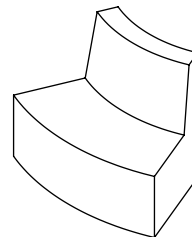


SS-CSI45

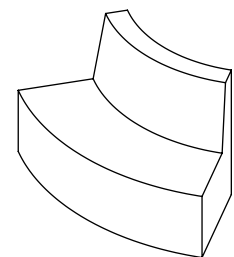
Sofa



SS-CSI60



SS-CSO45

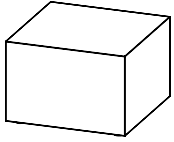


SS-CSO60

LOUNGE | CURVED

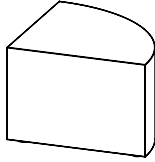
STATEMENT OF LINE

SOFT SEATING



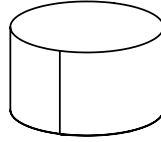
SS-SQ2618

Square Ottoman



SS-WD2618

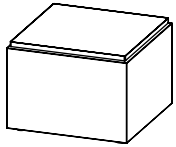
Wedge Ottoman



SS-RD3018


Round Ottoman

LOUNGE | OTTOMAN



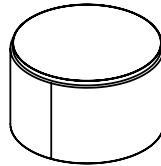
SS-SQ2618T

**Square Ottoman
with Table Top**



SS-WD2618T

**Wedge Ottoman
with Table Top**



SS-RD3018T

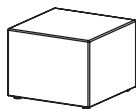
**Round Ottoman
with Table Top**



Square

Application & Specification Rules

- > Always ships fully cartoned
- > Core constructed of durable foam with wood base
- > Grade 1 fabrics are stocked. Other grades will be ordered as specified.
- > Dual-tone fabrics available. 1st Option = Sides; 2nd Option = Top
- > Standard with nylon glides; 3" legs and casters available separately on page 16

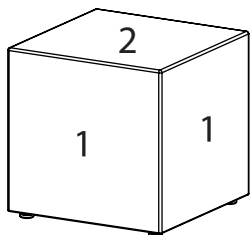


Model	Description	Dimensions	Units Per Ctn	Cubes Each	Lbs Each	List Price Each			Number of Legs Required
						Grade 1	Grade 2	Grade 3	
SS-SQ14	Square	18"w x 18"d x 14"h	1	4.3	16.0	\$574	\$774	\$1,174	4
SS-SQ18	Square	18"w x 18"d x 18"h	1	4.3	20.0	\$671	\$871	\$1,271	4

Square Dual-Tone

SSD-SQ14	Square, Two Colors	18"w x 18"d x 14"h	1	4.3	16.0	\$724	\$924	\$1,449	4
SSD-SQ18	Square, Two Colors	18"w x 18"d x 18"h	1	4.3	20.0	\$821	\$1,021	\$1,546	4

Model Builder



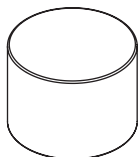
Model	1st Option Fabric Color	2nd Option Fabric Color
	If specifying Dual-Tone, Option 1 = Sides See Appendix A	If specifying Dual-Tone, Option 2 = Top See Appendix A
SS-SQ18	S08	
SSD-SQ18	S08	S21

Model Example: SS-SQ18.S08
Dual-Tone Model Example: SSD-SQ18.S08.S21

Round Rocker

Application & Specification Rules

- > Always ships fully cartoned
- > Core constructed of durable foam with polyurethane base
- > Grade 1 fabrics are stocked. Other grades will be ordered as specified.
- > Dual-tone fabrics available. 1st Option = Sides; 2nd Option = Top

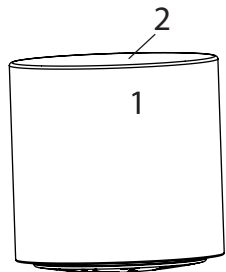


Model	Description	Dimensions	Units Per Ctn	Cubes Each	Lbs Each	List Price Each		
						Grade 1	Grade 2	Grade 3
SS-RR14	Round Rocker	18" diameter x 15"h	1	4.3	15.6	\$618	\$818	\$1,218
SS-RR18	Round Rocker	18" diameter x 19"h	1	4.3	19.6	\$711	\$911	\$1,311

Round Rocker Dual-Tone

SSD-RR14	Round Rocker, Two Colors	18" diameter x 15"h	1	4.3	15.6	\$768	\$968	\$1,493
SSD-RR18	Round Rocker, Two Colors	18" diameter x 19"h	1	4.3	19.6	\$861	\$1,061	\$1,586

Model Builder



Model	1st Option Fabric Color	2nd Option Fabric Color
	If specifying Dual-Tone, Option 1 = Sides See Appendix A	If specifying Dual-Tone, Option 2 = Top See Appendix A
SS-RR18	S08	
SSD-RR18	S08	S21

Model Example: SS-RR18.S08
Dual-Tone Model Example: SSD-RR18.S08.S21

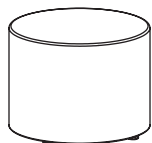
artcobell



Round

Application & Specification Rules

- > Always ships fully cartoned
- > Core constructed of durable foam with wood base
- > Grade 1 fabrics are stocked. Other grades will be ordered as specified.
- > Dual-tone fabrics available. 1st Option = Sides; 2nd Option = Top
- > Standard with nylon glides; 3" legs and casters available separately on page 16

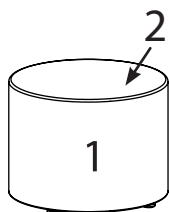


						List Price Each			
Model	Description	Dimensions	Units Per Ctn	Cubes Each	Lbs Each	Grade 1	Grade 2	Grade 3	Number of Legs Required
SS-RD14	Round	18" diameter x 14"h	1	4.3	13.6	\$514	\$714	\$1,114	4
SS-RD18	Round	18" diameter x 18"h	1	4.3	17.6	\$606	\$806	\$1,206	4

Round Dual-Tone

SSD-RD14	Round, Two Colors	18" diameter x 14"h	1	4.3	13.6	\$664	\$864	\$1,389	4
SSD-RD18	Round, Two Colors	18" diameter x 18"h	1	4.3	17.6	\$756	\$956	\$1,481	4

Model Builder



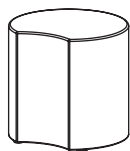
Model	1st Option Fabric Color	2nd Option Fabric Color
	If specifying Dual-Tone, Option 1 = Sides See Appendix A	If specifying Dual-Tone, Option 2 = Top See Appendix A
SS-RD18	S08	
SSD-RD18	S08	S21

Model Example: SS-RD18.S08
Dual-Tone Model Example: SSD-RD18.S08.S21

Crescent

Application & Specification Rules

- > Always ships fully cartoned
- > Core constructed of durable foam with wood base
- > Grade 1 fabrics are stocked. Other grades will be ordered as specified.
- > Dual-tone fabrics available. 1st Option = Sides; 2nd Option = Top
- > Standard with nylon glides; 3" legs and casters available separately on page 16

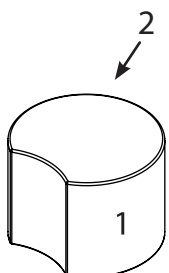


						List Price Each			
Model	Description	Dimensions	Units Per Ctn	Cubes Each	Lbs Each	Grade 1	Grade 2	Grade 3	Number of Legs Required
SS-CR14	Crescent	18" diameter x 14"h	1	4.3	13.6	\$520	\$820	\$1,120	4
SS-CR18	Crescent	18" diameter x 18"h	1	4.3	17.6	\$563	\$863	\$1,163	4

Crescent Dual-Tone

SSD-CR14	Crescent, Two Colors	18" diameter x 14"h	1	4.3	13.6	\$670	\$970	\$1,395	4
SSD-CR18	Crescent, Two Colors	18" diameter x 18"h	1	4.3	17.6	\$713	\$1,013	\$1,438	4

Model Builder



Model	1st Option Fabric Color	2nd Option Fabric Color
	If specifying Dual-Tone, Option 1 = Sides See Appendix A	If specifying Dual-Tone, Option 2 = Top See Appendix A
SS-CR18	S08	
SSD-CR18	S08	S21

Model Example: SS-CR18.S08
Dual-Tone Model Example: SSD-CR18.S08.S21





artcobell







Arcs

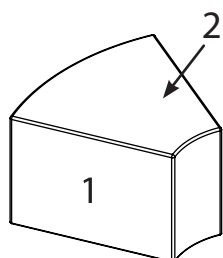
Application & Specification Rules

- > Always ships fully cartoned
- > Core constructed of durable foam with wood base
- > Grade 1 fabrics are stocked. Other grades will be ordered as specified.
- > Standard with nylon glides; 3" legs and casters available separately on page 16
- > Dual-tone fabrics available. 1st Option = Sides; 2nd Option = Top

	Model	Description	Size	Units Per Ctn	Cubes Each	Lbs Each	List Price Each			Number of Legs Required
							Grade 1	Grade 2	Grade 3	
	SS-R814	1/8 Circle	21"w x 19"d x 14"h	1	4.3	15.3	\$623	\$923	\$1,223	4
	SS-R818	1/8 Circle	21"w x 19"d x 18"h	1	4.3	15.6	\$674	\$974	\$1,274	4
	SS-R414	1/4 Circle	38"w x 21"d x 14"h	1	10.1	22.3	\$1,155	\$1,455	\$1,755	5
	SS-R418	1/4 Circle	38"w x 21"d x 18"h	1	10.1	23.0	\$1,260	\$1,560	\$1,860	5
	SS-R314	1/3 Circle	47"w x 23"d x 14"h	1	13.7	42.0	\$1,353	\$1,803	\$2,103	8
	SS-R318	1/3 Circle	47"w x 23"d x 18"h	1	13.7	43.0	\$1,439	\$1,889	\$2,189	8
	SS-R214	1/2 Circle	54"w x 27"d x 14"h	1	18.1	46.7	\$2,048	\$2,498	\$2,798	8
	SS-R218	1/2 Circle	54"w x 27"d x 18"h	1	18.1	48.0	\$2,258	\$2,708	\$3,008	8

Arcs Dual-Tone

	SSD-R814	1/8 Circle, Two Colors	21"w x 19"d x 14"h	1	4.3	15.3	\$773	\$1,073	\$1,498	4
	SSD-R818	1/8 Circle, Two Colors	21"w x 19"d x 18"h	1	4.3	15.6	\$824	\$1,124	\$1,549	4
	SSD-R414	1/4 Circle, Two Colors	38"w x 21"d x 14"h	1	10.1	22.3	\$1,405	\$1,705	\$2,155	5
	SSD-R418	1/4 Circle, Two Colors	38"w x 21"d x 18"h	1	10.1	23.0	\$1,510	\$1,810	\$2,260	5
	SSD-R314	1/3 Circle, Two Colors	47"w x 23"d x 14"h	1	13.7	42.0	\$1,603	\$2,053	\$2,503	8
	SSD-R318	1/3 Circle, Two Colors	47"w x 23"d x 18"h	1	13.7	43.0	\$1,689	\$2,139	\$2,589	8
	SSD-R214	1/2 Circle, Two Colors	54"w x 27"d x 14"h	1	18.1	46.7	\$2,398	\$2,848	\$3,323	8
	SSD-R218	1/2 Circle, Two Colors	54"w x 27"d x 18"h	1	18.1	48.0	\$2,608	\$3,058	\$3,533	8



Model Builder

Model	1st Option Fabric Color	2nd Option Fabric Color
	If specifying Dual-Tone, Option 1 = Sides See Appendix A	If specifying Dual-Tone, Option 2 = Top See Appendix A
SS-R818	S08	
SSD-R818	S08	S21

Model Example: SS-R818.S08

Dual-Tone Model Example: SSD-R818.S08.S21

artcobell



Application & Specification Rules

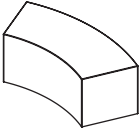
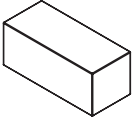
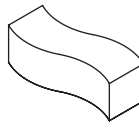
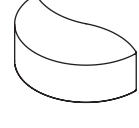
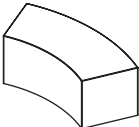
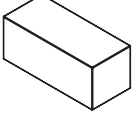
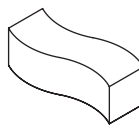

> Always ships fully cartoned

> Grade 1 fabrics are stocked. Other grades will be ordered as specified.

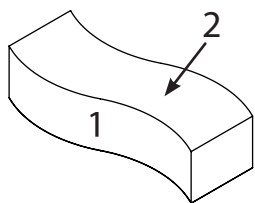
> Dual-tone fabrics available. 1st Option = Sides; 2nd Option = Top

> Core constructed of durable foam with wood base

> Standard with nylon glides; 3" legs and casters available separately on page 16

						List Price Each				
Model	Description	Dimensions	Units Per Ctn	Cubes Each	Lbs Each	Grade 1	Grade 2	Grade 3	Number of Legs Required	
Curved, 45-degree radius works with Single-Face Radius Mobile Shelf ASFVSC-1742										
	SS-BC14	Curved	14"h x 18"d	1	14.7	39.0	\$1,400	\$1,750	\$2,000	6
	SS-BC18	Curved	18"h x 18"d	1	14.7	40.0	\$1,600	\$1,950	\$2,200	6
Rectangle, Works with Single-Face Mobile Shelf ASFVS-1742										
	SS-RC1442	Rectangle	42"w x 18"d x 14"h	1	9.9	29.0	\$1,250	\$1,400	\$1,650	6
	SS-RC1842	Rectangle	42"w x 18"d x 18"h	1	9.9	30.0	\$1,350	\$1,550	\$1,800	6
	SS-RC1448	Rectangle	48"w x 18"d x 14"h	1	11.0	32.8	\$1,300	\$1,450	\$1,700	6
	SS-RC1848	Rectangle	48"w x 18"d x 18"h	1	11.0	33.0	\$1,400	\$1,600	\$1,850	6
Expansive										
	SS-EXP14	Expansive	54"w x 18"d x 14"h	1	18.1	40.1	\$2,053	\$2,453	\$2,803	10
	SS-EXP18	Expansive	54"w x 18"d x 18"h	1	18.1	51.4	\$2,122	\$2,722	\$3,072	10
Nebula										
	SS-NEB14	Nebula	54"w x 27"d x 14"h	1	18.1	46.0	\$2,203	\$2,603	\$2,953	6
	SS-NEB18	Nebula	54"w x 27"d x 18"h	1	18.1	58.6	\$2,326	\$2,926	\$3,276	6
Curved Dual-Tone										
	SSD-BC14	Curved, Two Colors	14"h x 18"d	1	14.7	39.0	\$1,650	\$2,000	\$2,400	6
	SSD-BC18	Curved, Two Colors	18"h x 18"d	1	14.7	40.0	\$1,850	\$2,200	\$2,600	6
Rectangle Dual-Tone										
	SSD-RC1442	Rectangle, Two Colors	42"w x 18"d x 14"h	1	9.9	29.0	\$1,500	\$1,650	\$2,050	6
	SSD-RC1842	Rectangle, Two Colors	42"w x 18"d x 18"h	1	9.9	30.0	\$1,600	\$1,800	\$2,200	6
	SSD-RC1448	Rectangle, Two Colors	48"w x 18"d x 14"h	1	11.0	32.8	\$1,550	\$1,700	\$2,100	6
	SSD-RC1848	Rectangle, Two Colors	48"w x 18"d x 18"h	1	11.0	33.0	\$1,650	\$1,850	\$2,250	6
Expansive Dual-Tone										
	SSD-EXP14	Expansive, Two Colors	54"w x 18"d x 14"h	1	18.1	40.1	\$2,303	\$2,703	\$3,203	10
	SSD-EXP18	Expansive, Two Colors	54"w x 18"d x 18"h	1	18.1	51.4	\$2,372	\$2,972	\$3,472	10
Nebula Dual-Tone										
	SSD-NEB14	Nebula, Two Colors	54"w x 27"d x 14"h	1	18.1	46.0	\$2,553	\$2,953	\$3,478	6
	SSD-NEB18	Nebula, Two Colors	54"w x 27"d x 18"h	1	18.1	58.6	\$2,676	\$3,276	\$3,801	6

Model Builder



Model	1st Option Fabric Color	2nd Option Fabric Color
	If specifying Dual-Tone, Option 1 = Sides See Appendix A	If specifying Dual-Tone, Option 2 = Top See Appendix A
SS-BC18	S08	
SSD-BC18	S08	S21

Model Example: SS-BC18.S08

Dual-Tone Model Example: SSD-BC18.S08.S21

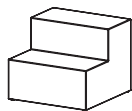
artcobell



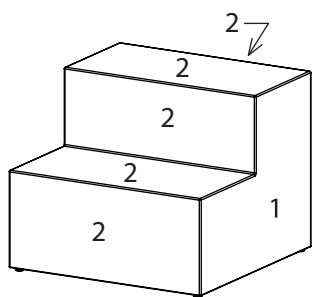
2-STEP

Application & Specification Rules

- > Always ships fully cartoned
- > Core constructed of durable foam with wood base
- > Grade 1 fabrics are stocked. Other grades will be ordered as specified.
- > Standard with nylon glides
- > Dual-tone fabrics available. 1st Option = Sides; 2nd Option = Top Face + Back



Model	Description	Dimensions	Units Per Ctn	Cubes Each	Lbs Each	List Price Each			Number of Legs Required
						Grade 1	Grade 2	Grade 3	
SS-ST230	2-STEP	38"w x 38"d x 32"h	1	30.5	76.0	\$3,259	\$4,409	\$5,159	5
2-Step Dual-Tone									
SSD-ST230	2-STEP, Two Colors	38"w x 38"d x 32"h	1	30.5	76.0	\$3,709	\$4,859	\$5,809	5



Model Builder

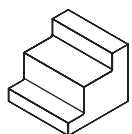
Model	1st Option Fabric Color	2nd Option Fabric Color
	If specifying Dual-Tone, Option 1 = Sides See Appendix A	If specifying Dual-Tone, Option 2 = Top/Back See Appendix A
SS-ST230	S08	
SSD-ST230	S08	S21

Model Example: SS-ST230.S08
Dual-Tone Model Example: SSD-ST230.S08.S21

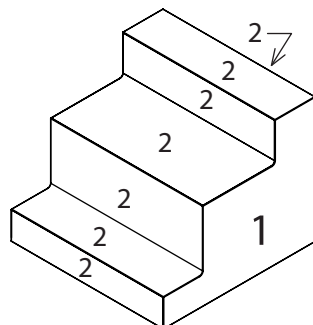
3-STEP

Application & Specification Rules

- > Always ships fully cartoned
- > Core constructed of durable foam with wood base
- > Grade 1 fabrics are stocked. Other grades will be ordered as specified.
- > Standard with nylon glides
- > Dual-tone fabrics available. 1st Option = Sides; 2nd Option = Top Face + Back



Model	Description	Dimensions	Units Per Ctn	Cubes Each	Lbs Each	List Price Each			Number of Legs Required
						Grade 1	Grade 2	Grade 3	
SS-ST330	3-STEP	38"w x 38"d x 32"h	1	30.5	76.0	\$3,418	\$4,718	\$5,568	5
3-Step Dual-Tone									
SSD-ST330	3-STEP, Two Colors	38"w x 38"d x 32"h	1	30.5	76.0	\$3,868	\$5,168	\$6,218	5



Model Builder

Model	1st Option Fabric Color	2nd Option Fabric Color
	If specifying Dual-Tone, Option 1 = Sides See Appendix A	If specifying Dual-Tone, Option 2 = Top/Back See Appendix A
SS-ST330	S08	
SSD-ST330	S08	S21

Model Example: SS-ST330.S08
Dual-Tone Model Example: SSD-ST330.S08.S21

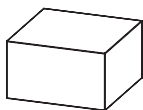
artcobell



Ottoman | 38" Square

Application & Specification Rules

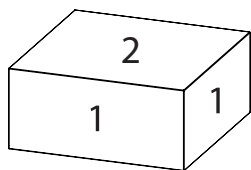
- > Always ships fully cartoned
- > Core constructed of durable foam with wood base
- > Grade 1 fabrics are stocked. Other grades will be ordered as specified.
- > Dual-tone fabrics available. 1st Option = Sides; 2nd Option = Top
- > Works with 2-Step and 3-Step as a corner unit
- > Standard with nylon glides; 3" legs and casters available separately on page 16



Model	Description	Dimensions	Units Per Ctn	Cubes Each	Lbs Each	List Price Each			Number of Legs Required
						Grade 1	Grade 2	Grade 3	
SS-SQ3818	38" Square Ottoman	38"w x 38"d x 18"h	1	16.7	67.0	\$2,272	\$2,922	\$3,472	5

Ottoman Dual-Tone

SSD-SQ3818	38" Square Ottoman, Two Colors	38"w x 38"d x 18"h	1	16.7	67.0	\$2,622	\$3,272	\$3,997	5
------------	--------------------------------	--------------------	---	------	------	---------	---------	---------	---



Model Builder

Model	1st Option Fabric Color	2nd Option Fabric Color
	If specifying Dual-Tone, Option 1 = Sides See Appendix A	If specifying Dual-Tone, Option 2 = Top See Appendix A
SS-SQ3818	S08	
SSD-SQ3818	S08	S21

Model Example: SS-SQ3818.S08

Dual-Tone Model Example: SSD-SQ3818.S08.S21

Caster Pack

Application & Specification Rules

- > 37mm caster works with Soft Seating models with glides
- > Single pack; note number of legs required by model
- > Adds 1" to overall height
- > Standard in black

Model	Description	Units Per Ctn	Cubes Each	Lbs Each	List Price Each
SSA-CPS.37T1	37mm caster, adds 1" to height	1-Caster	0.1	0.4	\$20

Soft Seating Leg

Application & Specification Rules

- > 3" titanium finish leg works with Soft Seating models with glides
- > Single pack; note number of legs required by model
- > Adds 2.5" to overall height
- > Standard in titanium

Model	Description	Units Per Ctn	Cubes Each	Lbs Each	List Price Each
SSA-LPS3T1.4	3" leg, Titanium, adds 2.5" to height	1-Leg	0.1	0.4	\$63

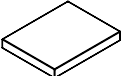
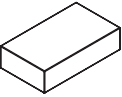
artcobell

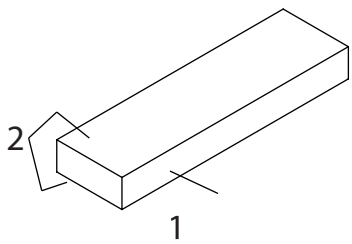


Rectangle Pad

Application & Specification Rules

- > Always ships fully cartoned
- > Grade 1 fabrics are stocked. Other grades will be ordered as specified.
- > Dual-tone fabrics available. 1st Option = Sides; 2nd Option = Top/Bottom
- > Core constructed of durable foam
- > Non-slip gripper base (Black) available at extra charge. Not available for dual-tone models.

								List Price Each		
Model	Description	Dimensions	Seat Height	Units Per Ctn	Cubes Each	Lbs Each	Grade 1	Grade 2	Grade 3	
Rectangle Pad (Works with AMTC Mobile Cubbies)										
	SS-TCG1814	Seat Pad, Black Gripper Bottom	18"w x 14.5"d	2.25"	1	1	2.5	\$361	\$461	\$561
	SS-TCG1828	Seat Pad, Black Gripper Bottom	18"w x 28"d	2.25"	1	2.6	5	\$400	\$500	\$600
	SS-TCG1855	Seat Pad, Black Gripper Bottom	18"w x 55"d	2.25"	1	4.5	9	\$520	\$670	\$870
Rectangle Pad										
	SS-RP2414	Rectangle Pad	24"w x 14"d	6"	1	2.0	3.0	\$375	\$525	\$625
	SS-RP4814	Rectangle Pad	48"w x 14"d	6"	1	3.9	6.0	\$536	\$786	\$936
Rectangle Pad with Gripper Base										
	SS-RPG2414	Rectangle Pad, Black Gripper Base	24"w x 14"d	6"	1	2.0	3.0	\$399	\$549	\$649
	SS-RPG4814	Rectangle Pad, Black Gripper Base	48"w x 14"d	6"	1	3.9	6.0	\$572	\$822	\$972
Rectangle Pad Dual-Tone										
	SSD-RP2414	Rectangle Pad, Two Colors	24"w x 14"d	6"	1	2.0	3.0	\$450	\$600	\$800
	SSD-RP4814	Rectangle Pad, Two Colors	48"w x 14"d	6"	1	3.9	6.0	\$686	\$936	\$1,211



Model Builder

Model	1st Option Fabric Color	2nd Option Fabric Color
	If specifying Dual-Tone, Option 1 = Sides See Appendix A	If specifying Dual-Tone, Option 2 = Top/Bottom See Appendix A
SS-TCG1814	S08	
SSD-RP4814	S08	S21

Model Example: SS-TCG1814.S08

Dual-Tone Model Example: SSD-RP4814.S08.S21

artcobell

SnugSacks

Application & Specification Rules

- > Always ships fully cartoned
- > Core constructed of vacuum-packed, shredded foam
- > Grade 1 fabrics are stocked. Other grades will be ordered as specified.
- > Filler may take 2-3 days to fully expand once opened.



Model	Size	Units Per Ctn	Cubes Each	Lbs Each	List Price Each		
					Grade 1	Grade 2	Grade 3
SS-BBR3	36" diameter x 18" h	1	3	24	\$1,122	\$1,622	\$2,122
SS-BBR4	48" diameter x 24" h	1	4.4	33.0	\$1,296	\$1,896	\$2,396

Model Builder

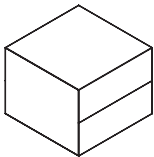
Model	1st Option Fabric Color
	See Appendix A
SS-BBR3	S08

Model Example: SS-BBR.S08

Cube

Application & Specification Rules

- > Always ships fully cartoned
- > Core constructed of durable foam
- > Grade 1 fabrics are stocked. Other grades will be ordered as specified.
- > Non-slip gripper base (Black) available at extra charge. Not available for dual-tone models.
- > Dual-tone fabrics available. 1st Option = Sides; 2nd Option = Top/Bottom



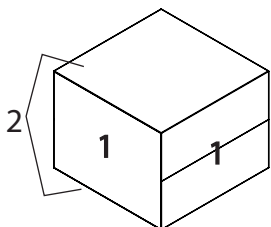
Model	Description	Dimensions	Units Per Ctn	Cubes Each	Lbs Each	List Price Each		
						Grade 1	Grade 2	Grade 3
Cube								
SS-PSQ14	Cube	18"w x 18"d x 14"h	1	4.3	10.0	\$574	\$824	\$1,174
SS-PSQ18	Cube	18"w x 18"d x 18"h	1	4.3	12.0	\$628	\$878	\$1,228
Cube with Gripper Base								
SS-PSQG14	Cube, Black Gripper Base	18"w x 18"d x 14"h	1	4.3	10.0	\$605	\$855	\$1,205
SS-PSQG18	Cube, Black Gripper Base	18"w x 18"d x 18"h	1	4.3	12.0	\$659	\$909	\$1,259
Cube Dual-Tone								
SSD-PSQ14	Cube, Black Two Colors	18"w x 18"d x 14"h	1	4.3	10.0	\$724	\$974	\$1,449
SSD-PSQ18	Cube, Black Two Colors	18"w x 18"d x 18"h	1	4.3	12.0	\$778	\$1,028	\$1,503

Model Builder

Model	1st Option Fabric Color	2nd Option Fabric Color
	If specifying Dual-Tone, Option 1 = Sides See Appendix A	If specifying Dual-Tone, Option 2 = Top/Bottom See Appendix A
SS-PSQ14	S08	
SSD-PSQ14	S08	S21

Model Example: SS-PSQ14.S08

Dual-Tone Model Example: SSD-PSQ14.S08.S21





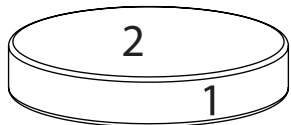
Spots

Application & Specification Rules

- > Always ships fully cartoned. 3" Spots ship 3 units per carton. 6" Spots ship 1 to a carton.
- > Single pack cartons available; per unit \$5 NET charge
- > Dual-tone fabrics available. 1st Option = Sides; 2nd Option = Top
- > Core constructed of durable foam
- > Grade 1 fabrics are stocked. Other grades will be ordered as specified.
- > Non-slip gripper base (Black) available at extra charge. Not available for dual-tone models.



Model	Description	Dimensions	Units Per Ctn	Cubes Each	Lbs Each	List Price Each		
						Grade 1	Grade 2	Grade 3
Spot								
ASPOT16	Padded Floor Seat	16" diameter; 3" height	3	0.6	1.6	\$265	\$415	\$515
ASPOT166	Padded Floor Seat	16" diameter; 6" height	1	2	2.5	\$340	\$540	\$640
Spot with Gripper Base								
ASPOTG16	Padded Floor Seat, Black Gripper Base	16" diameter; 3" height	3	0.6	1.6	\$279	\$429	\$529
ASPOTG166	Padded Floor Seat, Black Gripper Base	16" diameter; 6" height	1	2	2.5	\$361	\$561	\$661
Spot Dual-Tone								
ASPOTD16	Padded Floor Seat, Two Colors	16" diameter; 3" height	3	0.6	1.6	\$340	\$490	\$690
ASPOTD166	Padded Floor Seat, Two Colors	16" diameter; 6" height	1	2	2.5	\$415	\$615	\$815



Model Builder

Model	1st Option Fabric Color	2nd Option Fabric Color
	If specifying Dual-Tone, Option 1 = Sides See Appendix A	If specifying Dual-Tone, Option 2 = Top/Bottom See Appendix A
ASPOT16	S08	
ASPOTD16	S08	S21

Model Example: ASPOT16.S08
Dual-Tone Model Example: ASPOTD16.S08.S21

Wire Pixel Caddy

Application & Specification Rules

- > Wire caddy on casters
- > Holds 10 ASPOT16, 8 ASPXL16, 6 ASPXL16.R Rocker units, or 5 ASPOT166
- > Titanium finish



Model	Description	Units Per Ctn	Cubes Each	Lbs Each	List Price Each
ASPXLCAD.H.4	18" diameter x 33"h	1	6.4	15.3	\$596

artcobell



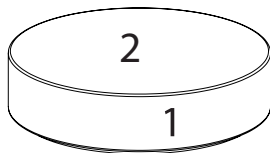
Pixel

Application & Specification Rules

- > Always ships fully cartoned, two units per carton
- > Available with two base options: fixed glides (4) or rocker (R) bottom
- > Dual-tone fabrics available. 1st Option = Sides; 2nd Option = Top
- > Core constructed of durable foam and wood
- > Grade 1 fabrics are stocked. Other grades will be ordered as specified.
- > Single pack cartons available; per unit \$5 NET charge



							List Price Each		
Model	Description	Dimensions	Units Per Ctn	Cubes Each	Lbs Each	Grade 1	Grade 2	Grade 3	
ASPXL16.4	Pixel, Fixed Glide Base	16" diameter x 4" high	2	1	8.0	\$326	\$476	\$576	
ASPXL16.R	Pixel, Rocker Base	16" diameter x 4" high	2	1	8.0	\$412	\$562	\$662	
Pixel Dual-Tone									
ASPXLD16.4	Pixel, Fixed Glide Base, Two Colors	16" diameter x 4" high	2	1	8.0	\$401	\$551	\$751	
ASPXLD16.R	Pixel, Rocker Base, Two Colors	16" diameter x 4" high	2	1	8.0	\$487	\$637	\$837	



Model Builder

Model	1st Option Fabric Color	2nd Option Fabric Color
	If specifying Dual-Tone, Option 1 = Sides See Appendix A	If specifying Dual-Tone, Option 2 = Top/Bottom See Appendix A
ASPXL16.4	S08	
ASPXLD16.4	S08	S21

Model Example: ASPXL16.4.S08
Dual-Tone Model Example: ASPXLD16.4.S08.S21

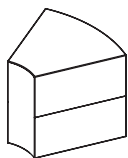
artcobell



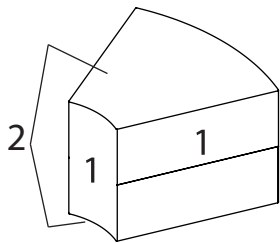
Wedge

Application & Specification Rules

- > Always ships fully cartoned
- > Core constructed of durable foam
- > Grade 1 fabrics are stocked. Other grades will be ordered as specified.
- > Non-slip gripper base (Black) available at extra charge. Not available for dual-tone models.
- > Dual-tone fabrics available. 1st Option = Sides; 2nd Option = Top/Bottom



Model	Description	Dimensions	Units Per Ctn	Cubes Each	Lbs Each	List Price Each		
						Grade 1	Grade 2	Grade 3
Wedge								
SS-PR814	1/8" Circle	20"w x 19"d x 14"h	1	4.3	9.0	\$628	\$928	\$1,078
SS-PR818	1/8" Circle	20"w x 19"d x 18"h	1	4.3	11.0	\$693	\$993	\$1,143
Wedge with Gripper Base								
SS-PRG814	1/8" Circle, Black Gripper Base	20"w x 19"d x 14"h	1	4.3	9.0	\$659	\$959	\$1,109
SS-PRG818	1/8" Circle, Black Gripper Base	20"w x 19"d x 18"h	1	4.3	11.0	\$724	\$1,024	\$1,174
Wedge Dual-Tone								
SSD-PR814	1/8" Circle, Two Colors	20"w x 19"d x 14"h	1	4.3	9.0	\$778	\$1,078	\$1,353
SSD-PR818	1/8" Circle, Two Colors	20"w x 19"d x 18"h	1	4.3	11.0	\$843	\$1,143	\$1,418



Model Builder

Model	1st Option Fabric Color	2nd Option Fabric Color
	If specifying Dual-Tone, Option 1 = Sides See Appendix A	If specifying Dual-Tone, Option 2 = Top/Bottom See Appendix A
SS-PR814	S08	
SSD-PR814	S08	S21

Model Example: SS-PR814.S08
Dual-Tone Model Example: SSD-PR814.S08.S21

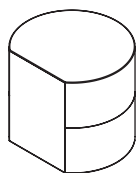
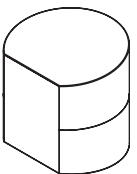
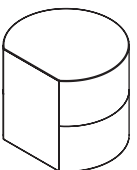
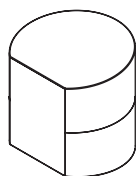
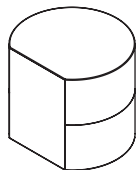
artcobell



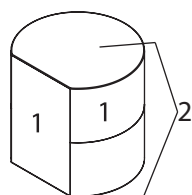
Barrel + Barrel Slant

Application & Specification Rules

- > Always ships fully cartoned
- > Core constructed of durable foam
- > Grade 1 fabrics are stocked. Other grades will be ordered as specified.
- > Barrel Slant features 10-degree slant on both ends.
- > Dual-tone fabrics available. 1st Option = Sides; 2nd Option = Top/Bottom
- > Non-slip gripper base (Black) available at extra charge. Not available for dual-tone models.



Model	Description	Dimensions	Units Per Ctn	Cubes Each	Lbs Each	List Price Each		
						Grade 1	Grade 2	Grade 3
Barrel								
SS-BA12	Barrel	18" diameter x 12" h	1	4.3	6.0	\$488	\$738	\$888
SS-BA14	Barrel	18" diameter x 14" h	1	4.3	7.0	\$520	\$820	\$970
SS-BA16	Barrel	18" diameter x 18" h	1	4.3	8.0	\$531	\$831	\$981
SS-BA18	Barrel	18" diameter x 18" h	1	4.3	9.0	\$553	\$853	\$1,003
Barrel Slant								
SS-BAS12	Barrel Slant	18" diameter x 12" h	1	4.3	6.0	\$488	\$738	\$888
SS-BAS14	Barrel Slant	18" diameter x 14" h	1	4.3	7.0	\$520	\$820	\$970
SS-BAS16	Barrel Slant	18" diameter x 18" h	1	4.3	8.0	\$531	\$831	\$981
SS-BAS18	Barrel Slant	18" diameter x 18" h	1	4.3	9.0	\$553	\$853	\$1,003
Barrel with Gripper Base								
SS-BAG12	Barrel, Black Gripper Base	18" diameter x 12" h	1	4.3	6.0	\$519	\$769	\$919
SS-BAG14	Barrel, Black Gripper Base	18" diameter x 14" h	1	4.3	7.0	\$551	\$851	\$1,001
SS-BAG16	Barrel, Black Gripper Base	18" diameter x 18" h	1	4.3	8.0	\$562	\$862	\$1,012
SS-BAG18	Barrel, Black Gripper Base	18" diameter x 18" h	1	4.3	9.0	\$583	\$883	\$1,033
Barrel Dual-Tone								
SSD-BA12	Barrel, Two Colors	18" diameter x 12" h	1	4.3	6.0	\$638	\$888	\$1,163
SSD-BA14	Barrel, Two Colors	18" diameter x 14" h	1	4.3	7.0	\$670	\$970	\$1,245
SSD-BA16	Barrel, Two Colors	18" diameter x 18" h	1	4.3	8.0	\$681	\$981	\$1,256
SSD-BA18	Barrel, Two Colors	18" diameter x 18" h	1	4.3	9.0	\$703	\$1,003	\$1,278
Barrel Slant Dual-Tone								
SSD-BAS12	Barrel Slant, Two Colors	18" diameter x 12" h	1	4.3	6.0	\$638	\$888	\$1,163
SSD-BAS14	Barrel Slant, Two Colors	18" diameter x 14" h	1	4.3	7.0	\$670	\$970	\$1,245
SSD-BAS16	Barrel Slant, Two Colors	18" diameter x 18" h	1	4.3	8.0	\$681	\$981	\$1,256
SSD-BAS18	Barrel Slant, Two Colors	18" diameter x 18" h	1	4.3	9.0	\$703	\$1,003	\$1,278



Model Builder

Model	1st Option: Fabric Color	2nd Option: Fabric Color
	If specifying Dual-Tone, Option 1 = Sides See Appendix A	If specifying Dual-Tone, Option 2 = Top/Bottom See Appendix A
SS-BA12	S08	
SSD-BA12.S08.S21	S08	S21

Model Example: SS-BA12.S08
Dual-Tone Model Example: SSD-BA12.S08.S21

artcobell









Application & Specification Rules


> Always ships fully cartoned

> Grade 1 fabrics are stocked. Other grades will be ordered as specified.

> Dual-tone fabrics available. 1st Option = Seat/Bottom; 2nd Option = Back/Top

> Frame constructed of steel and wood with high density foam wrap

	Model	Description	Dimensions	Units Per Ctn	Cubes Each	Lbs Each	List Price Each		
							Grade 1	Grade 2	Grade 3
	SS-SB24	24" Lounge Chair	42"h x 24" w x 30"d	1	14.0	57.5	\$2,200	\$2,900	\$3,800
	SS-SB48	48" Lounge Sofa	42"h x 48" w x 30"d	1	27.4	97.5	\$3,296	\$4,296	\$5,646
	SS-SB60	60" Lounge Sofa	42"h x 60"w x 30"d	1	33.1	115.0	\$3,914	\$5,164	\$7,414
Lounge Dual-Tone									
	SSD-SB24	24" Lounge Chair, Two Colors	42"h x 24" w x 30"d	1	14.0	57.5	\$2,550	\$3,250	\$4,325
	SSD-SB48	48" Lounge Sofa, Two Colors	42"h x 48" w x 30"d	1	27.4	97.5	\$3,746	\$4,746	\$6,296
	SSD-SB60	60" Lounge Sofa, Two Colors	42"h x 60" w x 30"d	1	33.1	115.0	\$4,364	\$5,614	\$8,064



Model Builder

Model	1st Option Fabric Color	2nd Option Fabric Color
	If specifying Dual-Tone, Option 1 = Seat/Bottom See Appendix A	If specifying Dual-Tone, Option 2 = Top/Back See Appendix A
SS-SB24	S08	
SSD-SB24	S08	S21

Model Example: SS-SB24.S08

Dual-Tone Model Example: SSD-SB24.S08.S21

artcobell

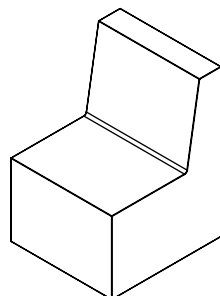


Application & Specification Rules

- > Always ships fully cartoned

 > Standard with nylon glides.
- > Grade 1 fabrics are stocked. Other grades will be ordered as specified.
- > Core constructed of durable foam with wood base

	Model	Description	Dimensions	Units Per Ctn	Cubes Each	Lbs Each	List Price Each		
							Grade 1	Grade 2	Grade 3
	SS-LS24	Linear Sofa 24", One Color	24"w x 26"d x 36"h	1	15.5	44	\$1,850	\$2,550	\$3,450
	SS-LS42	Linear Sofa 42", One Color	42"w x 26"d x 36"h	1	26	69	\$2,700	\$3,700	\$5,050
	SS-LS48	Linear Sofa 48", One Color	48"w x 26"d x 36"h	1	29.5	79	\$2,800	\$3,800	\$5,150
	SS-LS60	Linear Sofa 60", One Color	60"w x 26"d x 36"h	1	37	95	\$3,400	\$4,650	\$6,900
	SS-LC26	Linear Square Corner Seat, One Color	26"w x 26"d x 36"h	1	16.5	60	\$2,600	\$3,500	\$4,050



Model Builder

Model	1st Option Fabric Color
	See Appendix A
SS-LS24	S08

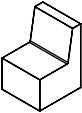
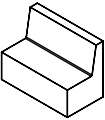
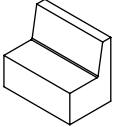
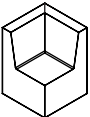
Model Example: SS-LS24.S08

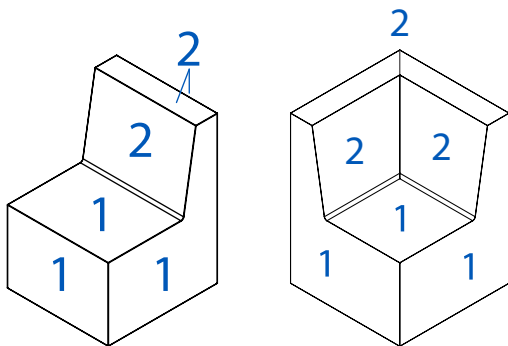
artcobell



Application & Specification Rules

- > Always ships fully cartoned
- > Grade 1 fabrics are stocked. Other grades will be ordered as specified.
- > Dual-tone fabrics available. 1st Option = Sides/Seat Base; 2nd Option = Seat Top/Back
- > Core constructed of durable foam with wood base
- > Standard with nylon glides.

Model	Description	Dimensions	Units Per Ctn	Cubes Each	Lbs Each	List Price Each		
						Grade 1	Grade 2	Grade 3
	SSD-LS24 Linear Sofa 24", Two Colors	24"w x 26"d x 36"h	1	15.5	44	\$2,200	\$2,900	\$3,975
	SSD-LS42 Linear Sofa 42", Two Colors	42"w x 26"d x 36"h	1	26	69	\$3,150	\$4,150	\$5,700
	SSD-LS48 Linear Sofa 48", Two Colors	48"w x 26"d x 36"h	1	29.5	79	\$3,250	\$4,250	\$5,800
	SSD-LS60 Linear Sofa 60", Two Colors	60"w x 26"d x 36"h	1	37	95	\$3,850	\$5,100	\$7,550
	SSD-LC26 Linear Square Corner Seat, Two Colors	26"w x 26"d x 36"h	1	16.5	60	\$3,050	\$3,950	\$4,700



Model Builder

Model	1st Option Fabric Color	2nd Option Fabric Color
	Seat/Sides See Appendix A	Top/Back See Appendix A
SSD-LS24	S08	S21

Dual-Tone Model Example: SSD-LS24.S08.S21

artcobell



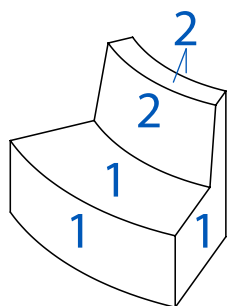
Application & Specification Rules

- > Always ships fully cartoned
- > Standard with nylon glides.
- > Grade 1 fabrics are stocked. Other grades will be ordered as specified.
- > Core constructed of durable foam with wood base

	Model	Description	Dimensions	Units Per Ctn	Cubes Each	Lbs Each	List Price Each		
							Grade 1	Grade 2	Grade 3
	SS-CSO45	Outside Curve Sofa 45-degree radius	46"w x 29"d x 36"h	1	28.6	54.0	\$5,050	\$6,050	\$7,400
	SS-CSO60	Outside Curve Sofa 60-degree radius	60"w x 31"d x 36"h	1	39.8	74.2	\$6,100	\$7,350	\$9,600
	SS-CSI45	Inside Curve Sofa 45-degree radius	46"w x 29"d x 36"h	1	28.6	58.5	\$5,050	\$6,050	\$7,400
	SS-CSI60	Inside Curve Sofa 60-degree radius	60"w x 31"d x 36"h	1	39.8	70.2	\$6,100	\$7,350	\$9,600

Curved Lounge | Dual-Tone

	Model	Description	Dimensions	Units Per Ctn	Cubes Each	Lbs Each	List Price Each		
							Grade 1	Grade 2	Grade 3
	SSD-CSO45	Outside Curve Sofa 45-degree radius, Two Colors	46"w x 29"d x 36"h	1	28.6	54.0	\$5,500	\$6,500	\$8,050
	SSD-CSO60	Outside Curve Sofa 60-degree radius, Two Colors	60"w x 31"d x 36"h	1	39.8	74.2	\$6,550	\$7,800	\$10,250
	SSD-CSI45	Inside Curve Sofa 45-degree radius, Two Colors	46"w x 29"d x 36"h	1	28.6	58.5	\$5,500	\$6,500	\$8,050
	SSD-CSI60	Inside Curve Sofa 60-degree radius, Two Colors	60"w x 31"d x 36"h	1	39.8	70.2	\$6,550	\$7,800	\$10,250



Model Builder

Model	1st Option Fabric Color	2nd Option Fabric Color
	If specifying Dual-Tone, Option 1 = Seat/Bottom See Appendix A	If specifying Dual-Tone, Option 2 = Top/Back See Appendix A
SS-CSO45	S08	
SSD-CSO45	S08	S21
Model Example: SS-CSO45.S08		
Dual-Tone Model Example: SSD-CSO45.S08.S21		

artcobell



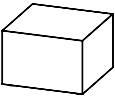
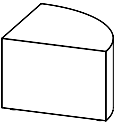
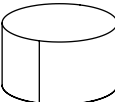
Ottoman, One Color

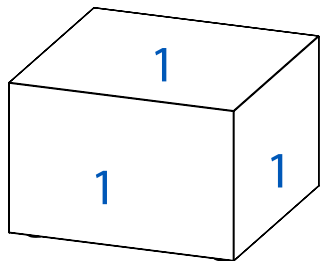
Application & Specification Rules

> Always ships fully cartoned

> Grade 1 fabrics are stocked. Other grades will be ordered as specified.

> Core constructed of durable foam with wood base

							List Price Each		
Model	Description	Dimensions	Units Per Ctn	Cubes Each	Lbs Each	Grade 1	Grade 2	Grade 3	
 SS-SQ2618	Square Ottoman, One Color	26"w x 26"d x 18"h	1	8.5	34	\$1,200	\$1,400	\$1,800	
 SS-WD2618	Wedge Ottoman, One Color	26"w x 26"d x 18"h	1	8.5	27	\$1,200	\$1,400	\$1,800	
 SS-RD3018	Round Ottoman, One Color	30" diameter x 18"h	1	10.8	40	\$1,340	\$1,540	\$1,940	



Model Builder

Model	1st Option Fabric Color
	See Appendix A
SS-WD2618	S08

Model Example: SS-LS24.S08

Ottoman, Two Colors

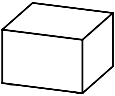
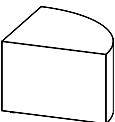
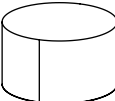
Application & Specification Rules

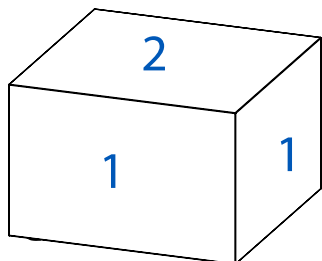
> Always ships fully cartoned

> Grade 1 fabrics are stocked. Other grades will be ordered as specified.

> Dual-tone fabrics available. 1st Option = Sides; 2nd Option = Top

> Core constructed of durable foam with wood base

							List Price Each		
Model	Description	Dimensions	Units Per Ctn	Cubes Each	Lbs Each	Grade 1	Grade 2	Grade 3	
 SSD-SQ2618	Square Ottoman, Two Colors	26"w x 26"d x 18"h	1	8.5	34	\$1,350	\$1,550	\$2,075	
 SSD-WD2618	Wedge Ottoman, Two Colors	26"w x 26"d x 19.3"h	1	8.5	27	\$1,350	\$1,550	\$2,075	
 SSD-RD3018	Round Ottoman, Two Colors	30" diameter x 18"h	1	10.8	40	\$1,490	\$1,690	\$2,215	



Model Builder

Model	1st Option Fabric Color	2nd Option Fabric Color
	Sides	Top
	See Appendix A	See Appendix A
SSD-LS24	S08	S21

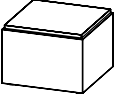

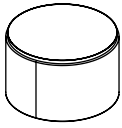
Dual-Tone Model Example: SSD-LS24.S08.S21

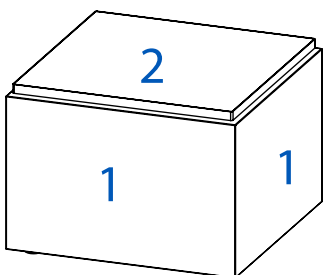


Ottoman with Laminate Top

Application & Specification Rules

- > Always ships fully cartoned
- > Grade 1 fabrics are stocked. Other grades will be ordered as specified.
- > Core constructed of durable foam with wood base
- > Tops for Ottomans are TFL and are attached with magnets. See Appendix A for laminate options (same as storage offering).
- > 3/4" top with matching edge band

							List Price Each		
Model	Description	Dimensions	Units Per Ctn	Cubes Each	Lbs Each	Grade 1	Grade 2	Grade 3	
	SS-SQ2618T	Square Ottoman, Laminate Top, One Color	26"w x 26"d x 19"h	1	8.5	52	\$1,400	\$1,600	\$2,000
	SS-WD2618T	Wedge Ottoman, Laminate Top, One Color	26"w x 26"d x 19"h	1	8.5	42	\$1,400	\$1,600	\$2,000
	SS-RD3018T	Round Ottoman, Laminate Top, One Color	30" diameter x 19"h	1	10.8	58	\$1,590	\$1,790	\$2,190



Model Builder

Model	1st Option Fabric Color	2nd Option Top Color
	Sides See Appendix A	Top Laminate See Appendix A
SS-SQ2618T	S08	N8

Model with Top Example: SS-SQ2618T.S08.N8

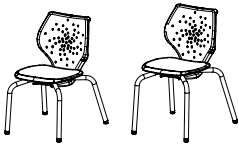
SEATING



STATEMENT OF LINE

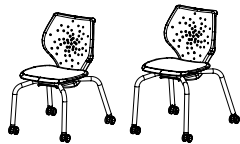
SEATING

A teal rectangular box containing a QR code on the left and a white arrow pointing from the QR code to the text "Check out our shell colors!" on the right.



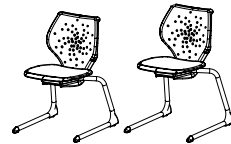
MS4L16 MS4L18

Four Leg Chair



MS4C16 MS4C18

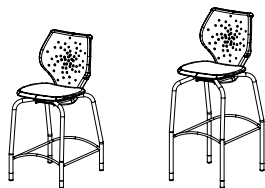
Four Leg Caster Chair



MSCL16 MSCL18

Cantilever Chair

NXT MOV® SEATING



MS4ST24 MS4ST30

Four Leg Stool



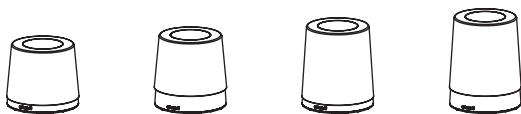
MSTA18

Task Chair



MSST18

Swivel Stool



ASMOV14 ASMOV16 ASMOV18 ASMOV20

MOV Stool

ADAPTABLE SEATING

STATEMENT OF LINE

SEATING



AS4L12 AS4L14 AS4L16 AS4L18

Four Leg Chair



AS4LB18

Four Leg w/Book Rack



AS4L06

FLOT Four Leg Chair

ALPHABET SEATING



AS4C16 AS4C18

Four Leg Caster Chair



AS4CB18

**Four Leg Caster
w/Book Rack**



AS4R14

Rocker



AS4R16



AS4R18

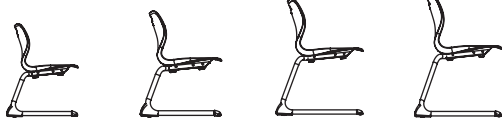


AS4S16



AS4S18

Sled Chair



ASCL12 ASCL14 ASCL16 ASCL18

Cantilever Chair



AS4ST24

Four Leg Stool



AS4ST30



ASTA18

Task Chair



ASST18

Swivel Stool



D10D D10C D10B D10A D10X

Four Leg Stacking Chair

DISCOVER SEATING



D16A D16X

**Four Leg Stacking
Caster Chair**



D109

Music Chair



D15A

**Four Leg
w/Book Rack**

STATEMENT OF LINE

SEATING



D1RC D1RB D1RA

Rocker



D30C D30B D30A

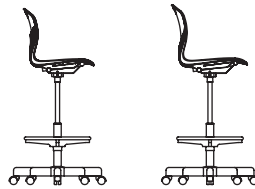
Cantilever Chair

DISCOVER SEATING



DP9B DP9A DP9X

Task Chair



DL9A DL9X

Swivel Stool



D99A D99X

Four Leg Swivel Stool



0801 0802

Four Leg Stool

DP08

Mobile Stool



X105 X107

Four Leg Stacking Chair

SOLID PLASTIC SEATING



Application & Specification Rules

- > Always ships fully cartoned
 > Single pack cartons available; per unit \$5 NET charge
- > Order in multiples of 4 (full carton quantity)
 > Specify seat and back separately
- > Chairs stack five (5) high
 > Steel glides recommended on carpeted floors



Model	Description	Seat Height	Units Per Ctn	Cubes Each	Lbs Each	List Price Each	List Price Each Premium 2-Tone
MS4L16	Poly Shell	16"	4	3.8	17.5	\$354	\$404
MS4L18	Poly Shell	18"	4	3.8	18.5	\$354	\$404

Model Builder

Model	• 1st Option Glide	• 2nd Option Frame Color	• 3rd Option Seat Color	• 4th Option Back Color
	Nylon (3) \$0 Steel (1) \$0 Non-Skid (2) \$10 Felt (F) \$10 Boot Indigo (M) \$10 Onyx (D) \$10 Graphite (G) \$10 Ruby Red (V) \$10 Q-Ball (7) \$10	Chrome (5) \$0 Titanium (4) \$0 Black (7) \$0 White (W) \$26	See Appendix A	See Appendix A
MS4L16	• 3	• 4	• M	• M

Model Example: MS4L16.3.4.M.M

Please note standard quantities for all seating products. There is a \$5/unit net carton fee for less-than-carton quantity orders.



Application & Specification Rules

- > Always ships fully cartoned
 > Specify seat and back separately
- > Order in multiples of 4 (full carton quantity)
 > Chairs stack five (5) high
- > Single pack cartons available; per unit \$5 NET charge
 > Standard with upgraded caster



Model	Description	Seat Height	Units Per Ctn	Cubes Each	Lbs Each	List Price Each	List Price Each Premium 2-Tone
MS4C16	Poly Shell	16"	4	3.8	18.7	\$386	\$436
MS4C18	Poly Shell	18"	4	3.8	19.2	\$386	\$436

Model Builder

Model	• 1st Option Glide	• 2nd Option Frame Color	• 3rd Option Seat Color	• 4th Option Back Color
	NXT MOV Caster (C) \$0	Chrome (5) \$0 Titanium (4) \$0 Black (7) \$0 White (W) \$26	See Appendix A	See Appendix A
MS4C16	. C	. 4	. 9E	. 9E

Model Example: MS4C16.C.4.9E.9E

Please note standard quantities for all seating products. There is a \$5/unit net carton fee for less-than-carton quantity orders.

artcobell



Application & Specification Rules

- > Always ships fully cartoned
 > Single pack cartons available; per unit \$5 NET charge
- > Order in multiples of 4 (full carton quantity)
 > Specify seat and back separately
- > Chairs stack five (5) high
 > 16" and 18" cantilever chairs are not recommended for use with 18" x 24" work surfaces.



Model	Description	Seat Height	Units Per Ctn	Cubes Each	Lbs Each	List Price Each	List Price Each Premium 2-Tone
MSCL16	Poly Shell	16"	4	3.8	21	\$440	\$490
MSCL18	Poly Shell	18"	4	3.8	21.6	\$440	\$490

Model Builder

Model	1st Option Glide	2nd Option Frame Color	3rd Option Seat Color	4th Option Back Color
	Nylon (3) \$0 Steel (1) \$0 Non-Skid (2) \$10 Felt (F) \$10	Chrome (5) \$0 Titanium (4) \$0 Black (7) \$0 White (W) \$26	See Appendix A	See Appendix A
MSCL18	3	5	M	M

Model Example: MSCL18.3.5.M.M

Please note standard quantities for all seating products. There is a \$5/unit net carton fee for less-than-carton quantity orders.



Application & Specification Rules

> Always ships fully cartoned

> Standard with nylon solo glide

> Standard with welded foot rest

> Specify seat and back separately



Model	Description	Seat Height	Units Per Ctn	Cubes Each	Lbs Each	List Price Each	List Price Each Premium 2-Tone
MS4ST24	Poly Shell	24"	1	11.8	25	\$450	\$500
MS4ST30	Poly Shell	30"	1	13.4	27.0	\$462	\$512

Model Builder

Model	•	1st Option Glide	•	2nd Option Frame Color	•	3rd Option Seat Color	•	4th Option Back Color
		Solo Nylon (P) \$0		Chrome (5) \$0 Titanium (4) \$0 Black (7) \$0 White (W) \$26		See Appendix A		See Appendix A
MS4ST24	.	P	.	5	.	M	.	M

Model Example: MS4ST24.P.5.M.M

Please note standard quantities for all seating products. There is a \$5/unit net carton fee for less-than-carton quantity orders.



Application & Specification Rules

- > Always ship fully cartoned, one unit per carton
 > Specify seat and back separately
 > Black or Titanium base option.
- > Standard with five-star base with swivel and pneumatic height adjustment
 > Standard with upgraded caster
- > Lab stool includes 18" diameter metal foot ring.
 10" adjustment range. 8" to 18" from floor.



Model	Description	Seat Height	Units Per Ctn	Cubes Each	Lbs Each	List Price Each	List Price Each Premium 2-Tone
Task Chair							
MSTA18	Poly Shell	17" - 22"	1	6.2	28.5	\$589	\$639
Swivel Stool							
MSST18	Poly Shell	23"-33"	1	6.2	33.0	\$656	\$706

Model Builder

Model	•	1st Option Glide/Caster	•	2nd Option Base Color	•	3rd Option Seat Color	•	4th Option Back Color
		NXT MOV Caster (C) \$0 Bell Glide (B) \$0		Titanium (4) Black (7)		See Appendix A		See Appendix A
MSTA18	•	C	•	4	•	9E	•	9E

Model Example: MST18.C.4.9E.9E

Please note standard quantities for all seating products. There is a \$5/unit net carton fee for less-than-carton quantity orders.



MOV Stool

Application & Specification Rules

- > Always ships fully cartoned, one stool per carton
- > Standard convex base design allows controlled movement in all directions
- > Base provides a wider stance for stable and safe seating
- > Base and seat pad utilize a durable non-skid surface
- > Standard with dark grey base, seat pad and lower inner shell
- > Specify outer shell color



Model	Seat Height	Units Per Ctn	Cubes Each	Lbs Each	List Price Each
ASMOV14	14"	1	2.1	10.9	\$384
ASMOV16	16"	1	2.4	11.6	\$396
ASMOV18	18"	1	2.7	13.1	\$424
ASMOV20	20"	1	3.0	13.8	\$457

Model Builder

Model	•	1st Option Shell Color	
		Apple Green (9E)	\$0
		Azure (Z)	\$0
		Onyx (D)	\$0
		Ruby Red (V)	\$0
		Sunset Orange (9S)	\$0
		Titanium (TN)	\$0
ASMOV18	•	Z	

Model Example: ASMOV18.Z



Application & Specification Rules

- > Always ships fully cartoned
- > Steel glides recommended on carpeted floors
- > Four leg chairs stack four (4) high. FLOT chairs stack five (5) high
- > Order in multiples of 4 (full carton quantity). Single pack cartons available; per unit \$5 NET charge
- > Bookrack chairs must be ordered in multiples of 2 (full carton quantities)
- > Chair with bookrack does not stack.
- > Seat pads available in Grade 1 fabrics only.



Model	Description	Seat Height	Units Per Ctn	Cubes Each	Lbs Each	List Price Each
AS4L12	Poly Shell	12"	4	2.6	10.2	\$205
AS4L14	Poly Shell	14"	4	2.6	10.7	\$205
AS4L16	Poly Shell	16"	4	3.8	12.5	\$210
AS4L16-1	Poly Shell, Seat Pad	16"	4	3.8	13.1	\$385
AS4L18	Poly Shell	18"	4	3.8	13.0	\$210
AS4L18-1	Poly Shell, Seat Pad	18"	4	3.8	13.6	\$385



With Bookrack

AS4LB18	Poly Shell	18"	2	8.1	18.5	\$418
---------	------------	-----	---	-----	------	-------



FLOT

AS4L06	Poly Shell	6"	4	1.2	7.8	\$230
--------	------------	----	---	-----	-----	-------

Model Builder

Model	1st Option Glide	2nd Option Frame Color	3rd Option Shell Color	4th Option Fabric Color
	Nylon (3) \$0 Steel (1) \$0 Non-Skid (2) \$10 Felt (F) \$10 Boot Indigo (M) \$10 Onyx (D) \$10 Graphite (G) \$10 Ruby Red (V) \$10 Q-Ball (7) \$10	Chrome (5) \$0 Titanium (4) \$0 Black (7) \$0 White (W) \$26	See Appendix A	See Appendix A \$0
AS4L16	• 3	• 4	• M	•
AS4L16-1	• 3	• 4	• M	• S16

Model Example: AS4L16.3.4.M

Model Example w/Seat Pad: AS4L16-1.3.4.M.S16

Please note standard quantities for all seating products. There is a \$5/unit net carton fee for less-than-carton quantity orders.



Application & Specification Rules

- > Always ships fully cartoned
- > Single pack cartons available; per unit \$5 NET charge
- > Seat pads available in Grade 1 fabrics only.
- > Order in multiples of 4 (full carton quantity)
- > Four leg chairs stack four (4) high. Chair with bookrack does not stack.
- > Bookrack chairs must be ordered in multiples of 2 (full carton quantities)
- > 50mm caster is standard in Black. Upgrade with 50mm NXT MOV caster (see model builder).



Model	Description	Seat Height	Units Per Ctn	Cubes Each	Lbs Each	List Price Each
AS4C14	Poly Shell	14"	4	2.6	10.2	\$252
AS4C16	Poly Shell	16"	4	3.8	13.7	\$255
AS4C16-1	Poly Shell, Seat Pad	16"	4	3.8	14.3	\$430
AS4C18	Poly Shell	18"	4	3.8	14.2	\$255
AS4C18-1	Poly Shell, Seat Pad	18"	4	3.8	14.8	\$430



With Bookrack						
AS4CB18	Poly Shell	18"	2	7.0	19.7	\$459

Model Builder

Model	• 1st Option Caster	• 2nd Option Frame Color	• 3rd Option Shell Color	• 4th Option Fabric Color
	Hard Wheel Caster (H) \$0 NXT MOV Caster (C) \$8	Chrome (5) \$0 Titanium (4) \$0 Black (7) \$0 White (W) \$26	See Appendix A	See Appendix A \$0
AS4C16	• H	• 4	• 9E	•
AS4C16-1	• H	• 4	• 9E	• S16

Model Example: AS4C16.H.4.9E

Model Example with Seat Pad: AS4C16-1.H.4.9E.S16

Please note standard quantities for all seating products. There is a \$5/unit net carton fee for less-than-carton quantity orders.



Application & Specification Rules

> Always ships fully cartoned

> Chrome frame only



Model	Description	Seat Height	Units Per Ctn	Cubes Each	Lbs Each	List Price Each
AS4R14	Poly Shell	13"	1	7.1	19.2	\$361
AS4R16	Poly Shell	15.5"	1	11.3	21.0	\$368
AS4R18	Poly Shell	17.75"	1	11.3	21.5	\$368

Model Builder

Model	• 1st Option Glide	• 2nd Option Frame Color	• 3rd Option Shell Color
	Nylon (3) \$0	Chrome (5) \$0	See Appendix A
AS4R18	• 3	• 5	• M

Model Example: AS4R18.3.5.M

Please note standard quantities for all seating products. There is a \$5/unit net carton fee for less-than-carton quantity orders.



Application & Specification Rules

- > Always ships fully cartoned
- > Order in multiples of 4 (full carton quantity)
- > Chairs stack four (4) high.
- > Single pack cartons available; per unit \$5 NET charge.



Model	Description	Seat Height	Units Per Ctn	Cubes Each	Lbs Each	List Price Each
ASSL16	Poly Shell	16"	4	4.0	15.0	\$368
ASSL18	Poly Shell	18"	4	4.0	15.6	\$368

Model Builder

Model	•	1st Option Glide	•	2nd Option Frame Color	•	3rd Option Shell Color
		Nylon (4) \$0 Steel (1) \$0		Chrome (5) \$0 Titanium (4) \$0 Black (7) \$0 White (W) \$26		See Appendix A
ASSL18	•	4	•	5	•	M

Model Example: ASSL18.3.5.M

Please note standard quantities for all seating products. There is a \$5/unit net carton fee for less-than-carton quantity orders.



Application & Specification Rules

- > Always ships fully cartoned
- > Single pack cartons available; per unit \$5 NET charge
- > When specifying DHT models with DTLP leg kits, please confirm fitment of seating (cantilever models) with customer service prior to placing orders.
- > Order in multiples of 4 (full carton quantity)
- > 16" and 18" cantilever chairs are not recommended for use with 18" x 24" work surfaces.
- > Chairs stack four (4) high
- > Seat pads available in Grade 1 fabrics only.



Model	Description	Seat Height	Units Per Ctn	Cubes Each	Lbs Each	List Price Each
ASCL12	Poly Shell	12"	4	2.9	13.9	\$258
ASCL14	Poly Shell	14"	4	2.9	13.9	\$258
ASCL16	Poly Shell	16"	4	3.8	16.0	\$260
ASCL16-1	Poly Shell, Seat Pad	16"	4	3.8	16.6	\$435
ASCL18	Poly Shell	18"	4	3.8	16.6	\$260
ASCL18-1	Poly Shell, Seat Pad	18"	4	3.8	17.2	\$435

Model Builder

Model	1st Option Glide	2nd Option Frame Color	3rd Option Shell Color	4th Option Fabric Color
	Nylon (3) \$0 Steel (1) \$0 Felt (F) \$10 Non-Skid (2) \$10	Chrome (5) \$0 Titanium (4) \$0 Black (7) \$0 White (W) \$26	See Appendix A	See Appendix A \$0
ASCL18	3	5	M	
ASCL18-1	3	5	M	S16

Model Example: ASCL18.3.5.M

Model Example: ASCL18-1.3.5.M.S16

Please note standard quantities for all seating products. There is a \$5/unit net carton fee for less-than-carton quantity orders.



Application & Specification Rules

> Always ships fully cartoned

> Standard with nylon solo glide

> Standard with welded foot rest

> Seat pads available in Grade 1 fabrics only.



Model	Description	Seat Height	Units Per Ctn	Cubes Each	Lbs Each	List Price Each
AS4ST24	Poly Shell	24"	1	9.0	20.0	\$315
AS4ST24-1	Seat Pad	24"	1	9.0	32.6	\$500
AS4ST30	Poly Shell	30"	1	11.5	22.0	\$325
AS4ST30-1	Seat Pad	30"	1	11.5	34.6	\$500

Model Builder

Model	1st Option Glide	2nd Option Frame Color	3rd Option Shell Color	4th Option Fabric Color
	Solo Nylon (P) \$0	Chrome (5) \$0 Titanium (4) \$0 Black (7) \$0 White (W) \$26	See Appendix A	See Appendix A \$0
AS4ST24	P	5	M	
AS4ST24-1	P	5	M	S16

Model Example: AS4ST24.P.5.M

Model Example with Seat Pad: AS4ST24-1.P.5.M.S16

Please note standard quantities for all seating products. There is a \$5/unit net carton fee for less-than-carton quantity orders.

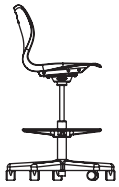


Application & Specification Rules

- > Always ship fully cartoned, one unit per carton
- > Optional Titanium base available

- > Standard with Black five-star base with swivel and pneumatic height adjustment
- > Seat pads available in Grade 1 fabrics only.

- > Lab stool includes 18" diameter metal foot ring. 10" adjustment range. 8" to 18" from floor.



Model	Description	Seat Height	Units Per Ctn	Cubes Each	Lbs Each	List Price Each
Task Chair						
ASTA18	Poly Shell	16" - 21"	1	6.2	23.5	\$354
ASTA18-1	Poly Shell, Seat Pad	16" - 21"	1	6.2	23.5	\$529
Swivel Stool						
ASST18	Poly Shell	22" - 32"	1	6.2	28.0	\$448
ASST18-1	Poly Shell, Seat Pad	22" - 32"	1	6.2	28.0	\$623

Model Builder

Model	• 1st Option Glide/Caster	• 2nd Option Base Color	• 3rd Option Shell Color	• 4th Option Fabric Color
	Hard Wheel Caster (H) \$0 Bell Glide (B) \$0	Black (7) \$0 Titanium (4) \$70	See Appendix A	See Appendix A \$0
ASTA18	• H	• 7	• 9E	•
ASTA18-1	• H	• 7	• 9E	• S16

Model Example: ASTA18.H.7.9E

Model Example with Seat Pad: ASTA18-1.H.7.9E.S16

Please note standard quantities for all seating products. There is a \$5/unit net carton fee for less-than-carton quantity orders.



Application & Specification Rules

- > Four leg and caster chairs ship without cartons on truckloads
- > Bookrack chairs must be ordered in multiples of 2 (full carton quantities)
- > X models carry A+ shell size, approximately 20% larger than standard A shell. Use only with work surfaces 20" x 26" or larger.
- > Four leg chairs stack to 10 high. Music chairs stack 5 high. Caster chairs stack 4 high.
- > Only D16 models have casters.
- > When specifying DHT models with DTLP leg kits, please confirm fitment of book boxes and seating (cantilever, D10X, D16X) with customer service prior to placing orders.
- > Bookrack chairs always ship fully cartoned
- > Seat pads available in Grade 1 fabrics only.



Model	Description	Seat Height	Cubes Each	Lbs Each	List Price Each
D10D	Poly Shell	12"	1.3	5.9	\$98
D10C	Poly Shell	14"	1.3	6.2	\$98
D10B	Poly Shell	16"	1.4	7.6	\$119
D10A	Poly Shell	18"	1.5	8.9	\$119
D10A-1	Poly Shell, Seat Pad	18"	1.5	9.5	\$274
D10X	Poly Shell	18"	1.6	12.4	\$134
D10X-1	Poly Shell, Seat Pad	18"	1.6	13.0	\$289



With Casters					
D16A	Poly Shell	18"	1.5	12.2	\$193
D16A-1	Poly Shell, Seat Pad	18"	1.5	12.8	\$348
D16X	Poly Shell	18"	1.6	13.8	\$204
D16X-1	Poly Shell, Seat Pad	18"	1.6	14.4	\$359



Music Chair - Band Pitch					
D109	Poly Shell	18"	1.5	8.9	\$145
D109-1	Poly Shell, Seat Pad	18"	1.5	9.5	\$300



With Bookrack						
Model	Description	Seat Height	Units Per Ctn	Cubes Each	Lbs Each	List Price Each
D15A	Poly Shell	18"	2	5.9	14.4	\$271
D15A-1	Poly Shell, Seat Pad	18"	2	5.9	15.0	\$426

Model Builder

Model	1st Option Glide/Caster	2nd Option Frame Color	3rd Option Shell Color	4th Option Fabric Color
	Nylon (3) \$0 Steel (1) \$0 Non-Skid (2) \$10 Felt (F) \$10 Boot Indigo (M) \$10 Onyx (D) \$10 Graphite (G) \$10 Ruby Red (V) \$10 Q-Ball (7) \$10	Chrome (5) \$0 Titanium (4) \$0 Black (7) \$0 White (W) \$26	See Appendix A	See Appendix A \$0
D10A	3	4	M	
D10A-1	3	4	M	S16

Model Example: D10A.3.4.M

Model Example with Seat Pad: D10A-1.3.4.M.S16

Please note standard quantities for all seating products. There is a \$5/unit net carton fee for less-than-carton quantity orders.

Four Leg Stacking Chair
FULLY CARTONED



Application & Specification Rules

- > NOTE MODELS ARE FOR CARTON QUANTITIES
- > Carton pack models for LTL Shipments
- > When specifying DHT models with DTLP leg kits, please confirm fitment of book boxes and seating (cantilever, D10X, D16X) with customer service prior to placing orders.
- > Chairs stack to 10 high, caster chairs stack 4 high
- > Carton Pack models are priced and sold as 5-packs only.
- > X models carry A+ shell size, approximately 20% larger than standard A shell. Use only with work surfaces 20" x 26" or larger.
- > By ordering a quantity of one (1) you will receive 5 chairs
- > Caster chairs are packed 4 per carton.



Model	Description	Seat Height	Units Per Ctn	Cubes Ctn	Lbs Ctn	List Price Ctn
D10DC	5-Chairs, Fully Cartoned	12"	5	6.9	33.0	\$547
D10CC	5-Chairs, Fully Cartoned	14"	5	6.9	37.5	\$547
D10BC	5-Chairs, Fully Cartoned	16"	5	9.9	45.0	\$656
D10AC	5-Chairs, Fully Cartoned	18"	5	13.2	55.5	\$656
D10AC-1	Seat Pad, 5-Chairs, Fully Cartoned	18"	5	13.2	58.5	\$1,431
D10XC	5-Chairs, Fully Cartoned	18"	5	19.0	69.5	\$736
D10XC-1	Seat Pad, 5-Chairs, Fully Cartoned	18"	5	19.0	72.5	\$1,511
With Casters						
D16AC	4-Chairs, Fully Cartoned	18"	4	13.2	54.3	\$822
D16XC	4-Chairs, Fully Cartoned	18"	4	19.0	62.7	\$866
Music Chair - Band Pitch						
D109C	5-Chairs, Fully Cartoned	18"	5	13.2	54.5	\$764

Model Builder

Model	1st Option Glide/Caster	2nd Option Frame Color	3rd Option Shell Color	4th Option Fabric Color
	Nylon (3) \$0 Steel (1) \$0 Non-Skid (2) \$10 Felt (F) \$10 Boot Indigo (M) \$10 Onyx (D) \$10 Graphite (G) \$10 Ruby Red (V) \$10 Q-Ball (7) \$10	Chrome (5) \$0 Titanium (4) \$0 Black (7) \$0 White (W) \$26	See Appendix A	See Appendix A \$0
D10A	3	4	M	
D10A-1	3	4	M	S16

Model Example: D10A.3.4.M

Model Example with Seat Pad: D10A-1.3.4.M.S16

Please note standard quantities for all seating products. There is a \$5/unit net carton fee for less-than-carton quantity orders.



Application & Specification Rules

> Always ships fully cartoned

> Chrome frame only



Model	Description	Seat Height	Units Per Ctn	Cubes Each	Lbs Each	List Price Each
D1RC	Poly	13"	1	5.5	14.2	\$276
D1RB	Poly	15.5"	1	11.3	16.3	\$293
D1RA	Poly	17.75"	1	11.3	18.4	\$293

Model Builder

Model	• 1st Option Glide	• 2nd Option Frame Color	• 3rd Option Shell Color
	Nylon (3) \$0	Chrome (5) \$0	See Appendix A
D1RC	• 3	• 5	• M

Model Example: D1RC.3.5.M

Please note standard quantities for all seating products. There is a \$5/unit net carton fee for less-than-carton quantity orders.



Application & Specification Rules

- > Always ships fully cartoned
- > Must order in multiples of 4 (full carton quantity)
- > Chairs stack 4 high
- > When specifying DHT models with DTLP leg kits, please confirm fitment of seating (cantilever models) with customer service prior to placing orders.
- > 16" and 18" cantilever chairs are not recommended for use with 18" x 24" work surfaces.
- > Seat pads available in Grade 1 fabrics only.



Model	Description	Seat Height	Units Per Ctn	Cubes Each	Lbs Each	List Price Each
D30C	Poly Shell	14"	4	2.7	10.7	\$230
D30B	Poly Shell	16"	4	3.1	12.7	\$250
D30A	Poly Shell	18"	4	3.9	15.4	\$250
D30A-1	Poly Shell, Seat Pad	18"	4	3.9	16.1	\$405

Model Builder

Model	• 1st Option Glide	• 2nd Option Frame Color	• 3rd Option Shell Color	• 4th Option Fabric Color
	Nylon (3) \$0 Steel (1) \$0 Non-Skid (2) \$10 Felt (F) \$10	Chrome (5) \$0 Titanium (4) \$0 Black (7) \$0 White (W) \$26	See Appendix A	See Appendix A \$0
D30B	• 3	• 4	• Z	•
D30A-1	• 3	• 5	• 9H	• S04

Model Example: D30B.3.4.Z

Model Example: D30A-1.3.5.9H.S04

Please note standard quantities for all seating products. There is a \$5/unit net carton fee for less-than-carton quantity orders.



Application & Specification Rules

- > Always ship fully cartoned, one unit per carton
- > Black base only, no color specification required
- > Seat pads available in Grade 1 fabrics only.
- > Standard with five-star black base with swivel and pneumatic height adjustment
- > X models carry A+ shell size, approximately 20% larger than standard A shell. Use only with work surfaces 20" x 26" or larger.
- > Lab stool includes 18" diameter metal foot ring. 10" adjustment range. 8" to 18" from floor.
- > Available with hard-wheel caster or bell glides



Model	Description	Seat Height	Units Per Ctn	Cubes Each	Lbs Each	List Price Each
Task Chair						
DP9B	A shell size, Poly	15" - 20"	1	6.2	22.3	\$350
DP9A	A shell size, Poly	17" - 22"	1	6.2	22.3	\$350
DP9A-1	Seat Pad, A shell size	17" - 22"	1	6.2	22.9	\$505
DP9X	A+ shell size, Poly	17" - 22"	1	6.2	23.5	\$372
DP9X-1	Seat Pad, A+ shell size	17" - 22"	1	6.2	24.1	\$527



Model	Description	Seat Height	Units Per Ctn	Cubes Each	Lbs Each	List Price Each
Swivel Stool						
DL9A	A shell size, Poly	24" - 34"	1	6.2	29.0	\$437
DL9A-1	Seat Pad, A shell size	24" - 34"	1	6.2	29.6	\$592
DL9X	A+ shell size, Poly	24" - 34"	1	6.2	30.2	\$465
DL9X-1	Seat Pad, A+ shell size	24" - 34"	1	6.2	30.8	\$620

Model Builder

Model	• 1st Option Glide/Caster	• 2nd Option Shell Color	• 3rd Option Fabric Color
	Hard Wheel Caster (H) \$0 Bell Glide (B) \$0	See Appendix A	See Appendix A \$0
DL9A	• H	• 9E	•
DL9A-1	• H	• 9E	• S04

Model Example: DL9A.H.9E

Model Example: DL9A-1.H.9E.S04

Please note standard quantities for all seating products. There is a \$5/unit net carton fee for less-than-carton quantity orders.



Application & Specification Rules

- > Always ship fully cartoned
- > Must order in multiples of 2 (full carton quantity)
- > Includes foot rest, non-adjustable
- > X models carry A+ shell size, approximately 20% larger than standard A shell. Use only with work surfaces 20" x 26" or larger.
- > Seat swivels 360-degrees
- > Seat pads available in Grade 1 fabrics only.



Model	Description	Seat Height	Units Per Ctn	Cubes Each	Lbs Each	List Price Each
D99A	A Poly Shell	25" - 33"	2	5.0	22.7	\$368
D99A-1	A Poly Shell, Seat Pad	25" - 33"	2	5.0	23.3	\$523
D99X	A+ Poly Shell	25" - 33"	2	5.0	23.4	\$390
D99X-1	A+ Poly Shell, Seat Pad	25" - 33"	2	5.0	24.0	\$545

Model Builder

Model	• 1st Option Glide	• 2nd Option Frame Color	• 3rd Option Shell Color	• 4th Option Fabric Color
	Nylon (3) \$0	Chrome (5) \$0 Titanium (4) \$0 Black (7) \$0 White (W) \$26	See Appendix A	See Appendix A \$0
D99A	• 3	• 4	• DT	•
D99A-1	• 3	• 4	• DT	• S04

Model Example: D99A.3.4.DT

Model Example: D99A-1.3.5.DT.S04

Please note standard quantities for all seating products. There is a \$5/unit net carton fee for less-than-carton quantity orders.



Application & Specification Rules

- > Always ship fully cartoned
 - > Standard with five-star swivel base and pneumatic height adjustment
 - > Black base only, no color specification required
- > 13.5" seat constructed of poly



Model	Description	Seat Height	Units Per Ctn	Cubes Each	Lbs Each	List Price Each
DP08	Mobile, swivel stool	Adjustable 16"-21"	1	2.0	14.0	\$350

Model Builder

Model	• 1st Option Glide/Caster	• 2nd Option Seat Color
	Hard Wheel Caster (H) \$0 Bell Glide (B) \$0	See Appendix A
DP08	• H	• 9S

Model Example: DP08.H.9S

Please note standard quantities for all seating products. There is a \$5/unit net carton fee for less-than-carton quantity orders.



Application & Specification Rules

> Always ship fully cartoned

> Must order in multiples of 4 (full carton quantity)

> 13.5" diameter seat



Model	Description	Seat Height	Units Per Ctn	Cubes Each	Lbs Each	List Price Each
0801	Standard Adjustable, Poly Seat	19" - 27.5"	4	2.0	13.0	\$206
0802	Standard Adjustable, Poly Seat	23.5" - 32"	4	2.0	14.0	\$217

Model Builder

Model	• 1st Option Glide	• 2nd Option Frame Color	• 3rd Option Seat Color
	Nylon (3) \$0	Chrome (5) \$0 Titanium (4) \$0 Black (7) \$0 White (W) \$26	See Appendix A
0801	• 3	• 4	• D

Model Example: 0801.3.4.D

Please note standard quantities for all seating products. There is a \$5/unit net carton fee for less-than-carton quantity orders.



Application & Specification Rules

> Always ships fully cartoned

> All chairs stack to 4 high

> Must order in multiples of 4 (full carton quantities)



Model	Seat Height	Units Per Ctn	Cubes Each	Lbs Each	List Price Each
X105	15.5"	4	2.8	15.0	\$292
X107	17.5"	4	3.9	20.0	\$292

Model Builder

Base	• 1st Option Glide	• 2nd Option Frame Color	• 3rd Option Seat & Back Color
	Nylon (3) \$0 Steel (1) \$0 Non-Skid (2) \$10 Felt (F) \$10 Boot Indigo (M) \$10 Onyx (D) \$10 Graphite (G) \$10 Ruby Red (V) \$10 Q-Ball (7) \$10	Black (7) \$0 Chrome (5) \$0 Titanium (4) \$0	Black (8)
X105	• 3	• 7	• 8

Model Example: X105.3.7.8

Please note standard quantities for all seating products. There is a \$5/unit net carton fee for less-than-carton quantity orders.

artcobell



Model	Description	Units Per Ctn	Cubes Each	Lbs Each	List Price Each
2-Wheel Universal					
016U	<ul style="list-style-type: none"> > Reference application guide below to determine compatible chair series. > Lifts under the seat 	1	11.3	31.0	\$852

CHAIR DOLLY APPLICATION GUIDE		2-Wheel Universal
Product Line	Product Series	016U
Discover	D100 Series Four Leg Stacking Chairs	10-Chairs
	D300 Series Cantilever Chairs	4-Chairs
Alphabet	Four Leg Chairs	4-Chairs
	Cantilever Chairs	4-Chairs
NXT MOV	Four Leg Chairs	4-Chairs
	Cantilever Chairs	4-Chairs
Solid Plastic	X-Series Four Leg Chair	4-Chair

STUDENT DESKS

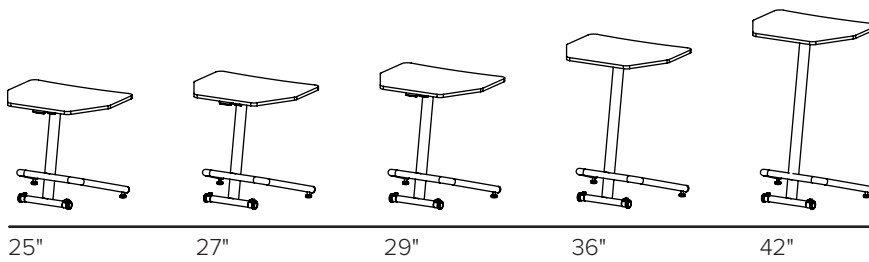


STATEMENT OF LINE

STUDENT DESKS

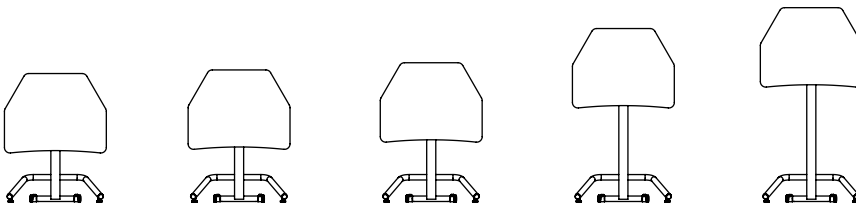


Check out our laminate and NEW edge band colors.



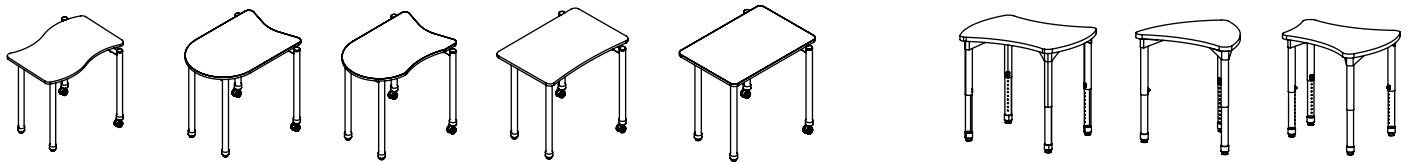
25" 27" 29" 36" 42"

NXT MOV® Mobile Desks | Fixed Top



25" 27" 29" 36" 42"

NXT MOV® Mobile Desks | Flip Top



Expanse Linc Beta Straight Rectangle Belly Cut Rectanale Wanderer Trek Intrepid

Fully Welded Stacking Desks

NXT MOV® Shape Desks

artcobell

STATEMENT OF LINE

STUDENT DESKS

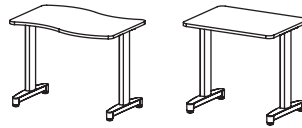


Rectangle Expanse Aperture Tri-Top Trapezoid 6 Kite Beta Beta Straight

Shape Desks

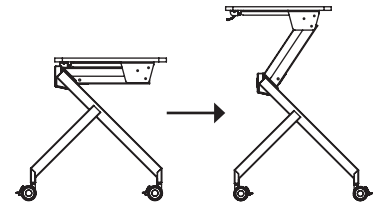


Linc Sail Swoop



Expanse Rectangle

T-Leg Shape Desks



STS-RC2228E

Sit-to-Stand



SA2232E DA0D | DAJ6 R90D 4F276 4CA6 4TA6
Stacking **Open Front | Poly & Metal Box** **Fixed Cantilever** **Adjustable Cantilever** **T-Leg**


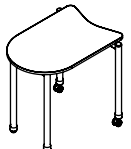

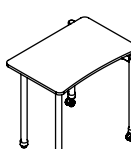
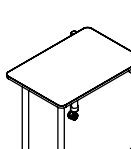


7SD4A0 7SD4A6 7SD3A 7SD4AD 7SD4AT D75 H457S
7SD Series **Four Leg Combo Desks**



Application & Specification Rules

- > Always ships fully assembled, two units per carton
- > Fully-welded, heavy duty frame
- > Desks stack 4 high
- > Must order in multiples of two (full carton quantity)
- > NXT MOV 50mm locking casters or nylon glides. Recommended in Wheelbarrow Configuration (2 casters/2 glides); also available (4) Glides and (4) Casters
- > Metal to metal fasteners
- > Finishes: High Pressure Laminate, Edge Banding, Powder Coated Frame
- > Compatible with poly book box (TA-BBP16). Stacking not recommended when book box is installed

Model	Size	Top Material Edge	Height	Units Per Ctn	Cubes Each	Lbs Each	List Price Each Standard	List Price Each Premium Markerboard	
Expanse									
	SWEX29	22" x 32"	Laminate 3/4" core Banded Flat Edge (E)	29"	2	16.2	70	\$900	\$962
	SWEX27	22" x 32"	Laminate 3/4" core Banded Flat Edge (E)	27"	2	16.2	70	\$900	\$962
Linc									
	SWLC29	22" x 32"	Laminate 3/4" core Banded Flat Edge (E)	29"	2	16.2	70	\$900	\$962
	SWLC27	22" x 32"	Laminate 3/4" core Banded Flat Edge (E)	27"	2	16.2	70	\$900	\$962
Beta Straight									
	SWBS29	22" x 32"	Laminate 3/4" core Banded Flat Edge (E)	29"	2	16.2	70	\$900	\$962
	SWBS27	22" x 32"	Laminate 3/4" core Banded Flat Edge (E)	27"	2	16.2	70	\$900	\$962
Rectangle Belly Cut									
	SWRCB29	22" x 32"	Laminate 3/4" core Banded Flat Edge (E)	29"	2	16.2	70	\$900	\$962
	SWRCB27	22" x 32"	Laminate 3/4" core Banded Flat Edge (E)	27"	2	16.2	70	\$900	\$962
Rectangle									
	SWRC29	22" x 32"	Laminate 3/4" core Banded Flat Edge (E)	29"	2	16.2	70	\$900	\$962
	SWRC27	22" x 32"	Laminate 3/4" core Banded Flat Edge (E)	27"	2	16.2	70	\$900	\$962

Model Builder

Model	1st Option Glide	2nd Option Frame Color	3rd Option Top Color	4th Option Edge Color
Model	2 Nylon/2 Caster (3W) \$10 Casters (W) \$10 Nylon (3) \$0	Black (7) \$0 Titanium (4) \$0 White (W) \$47	See Appendix A	See Appendix A
SWRC29	3	4	4E	4

Model Example: SWRC29.3.4.7.4E.4

artcobell



Application & Specification Rules

> Ships fully assembled and cartoned.

> Tops are 3/4" laminate with banded flat edge.

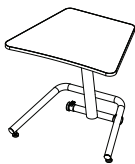
> Specify fixed or flip top



Model	Size	Top Material Edge	Units Per Ctn	Cubes Each	Lbs Each	List Price Each Standard	List Price Each Premium Marker-board
Fixed Top Half Moon							
NS25-HME	28"w x 21.8"d	25" Height Fixed Top Half Moon Banded Edge	1	10.5	23.4	\$412	\$474
NS27-HME	28"w x 21.8"d	27" Height Fixed Top Half Moon Banded Edge	1	10.5	23.7	\$412	\$474
NS29-HME	28"w x 21.8"d	29" Height Fixed Top Half Moon Banded Edge	1	11.2	24.0	\$412	\$474
NS36-HME	28"w x 21.8"d	36" Height Fixed Top Half Moon Banded Edge	1	13.9	25.1	\$433	\$495
NS42-HME	28"w x 21.8"d	42" Height Fixed Top Half Moon Banded Edge	1	16.1	26.1	\$433	\$495



Fixed Top Home Plate							
NS25-HPE	28"w x 21.8"d	25" Height Fixed Top Home Plate Banded Edge	1	10.5	23.4	\$412	\$474
NS27-HPE	28"w x 21.8"d	27" Height Fixed Top Home Plate Banded Edge	1	10.5	23.7	\$412	\$474
NS29-HPE	28"w x 21.8"d	29" Height Fixed Top Home Plate Banded Edge	1	11.2	24.0	\$412	\$474
NS36-HPE	28"w x 21.8"d	36" Height Fixed Top Home Plate Banded Edge	1	13.9	25.1	\$433	\$495
NS42-HPE	28"w x 21.8"d	42" Height Fixed Top Home Plate Banded Edge	1	16.1	26.1	\$433	\$495



Fixed Top Trapezoid							
NS25-TZE	28.5"w x 22"d	25" Height Fixed Top Trapezoid Banded Edge	1	10.5	23.9	\$412	\$474
NS27-TZE	28.5"w x 22"d	27" Height Fixed Top Trapezoid Banded Edge	1	10.5	24.2	\$412	\$474
NS29-TZE	28.5"w x 22"d	29" Height Fixed Top Trapezoid Banded Edge	1	11.2	24.5	\$412	\$474
NS36-TZE	28.5"w x 22"d	36" Height Fixed Top Trapezoid Banded Edge	1	13.9	25.6	\$433	\$495
NS42-TZE	28.5"w x 22"d	42" Height Fixed Top Trapezoid Banded Edge	1	16.1	26.6	\$433	\$495

Model Builder

Model	1st Option Glide	2nd Option Frame Color	3rd Option Top Laminate	4th Option Edge Color
	Nylon (3)	Black (7) Titanium (4)	See Appendix A	See Appendix A
NS25-HME	. 3	. 4	. 7M	. 4

Model Example: NS25-HME.3.4.7M.4

artcobell

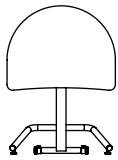


Application & Specification Rules

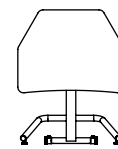
> Ships fully assembled and cartoned.

> Tops are 3/4" laminate with banded flat edge.

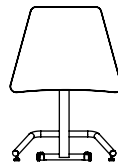
> Specify fixed or flip top



Model	Size	Top Material Edge	Units Per Ctn	Cubes Each	Lbs Each	List Price Each Standard	List Price Each Premium Marker-board
Flip Top Half Moon							
NF25-HME	28"w x 21.8"d	25" Height Flip Top Half Moon Banded Edge	1	10.5	23.9	\$574	\$636
NF27-HME	28"w x 21.8"d	27" Height Flip Top Half Moon Banded Edge	1	10.5	24.2	\$574	\$636
NF29-HME	28"w x 21.8"d	29" Height Flip Top Half Moon Banded Edge	1	11.2	24.5	\$574	\$636
NF36-HME	28"w x 21.8"d	36" Height Flip Top Half Moon Banded Edge	1	13.9	25.6	\$596	\$658
NF42-HME	28"w x 21.8"d	42" Height Flip Top Half Moon Banded Edge	1	16.1	26.6	\$596	\$658



Flip Top Home Plate							
NF25-HPE	28"w x 21.8"d	25" Height Flip Top Home Plate Banded Edge	1	10.5	23.9	\$574	\$636
NF27-HPE	28"w x 21.8"d	27" Height Flip Top Home Plate Banded Edge	1	10.5	24.2	\$574	\$636
NF29-HPE	28"w x 21.8"d	29" Height Flip Top Home Plate Banded Edge	1	11.2	24.5	\$574	\$636
NF36-HPE	28"w x 21.8"d	36" Height Flip Top Home Plate Banded Edge	1	13.9	25.6	\$596	\$658
NF42-HPE	28"w x 21.8"d	42" Height Flip Top Home Plate Banded Edge	1	16.1	26.6	\$596	\$658



Flip Top Trapezoid							
NF25-TZE	28.5"w x 22"d	25" Height Fixed Top Trapezoid Banded Edge	1	10.5	23.9	\$574	\$636
NF27-TZE	28.5"w x 22"d	27" Height Fixed Top Trapezoid Banded Edge	1	10.5	24.2	\$574	\$636
NF29-TZE	28.5"w x 22"d	29" Height Fixed Top Trapezoid Banded Edge	1	11.2	24.5	\$574	\$636
NF36-TZE	28.5"w x 22"d	36" Height Fixed Top Trapezoid Banded Edge	1	13.9	25.6	\$596	\$658
NF42-TZE	28.5"w x 22"d	42" Height Fixed Top Trapezoid Banded Edge	1	16.1	26.6	\$596	\$658

Model Builder

Model	1st Option Glide	2nd Option Frame Color	3rd Option Top Laminate	4th Option Edge Color
	Nylon (3)	Black (7) Titanium (4)	See Appendix A	See Appendix A
NS25-HME	. 3	. 4	. 7M	. 4




Model Example: NS25-HME.3.4.7M.4

artcobell



Application & Specification Rules

- > Tops and legs are specified and priced separately. See pages 65-67 for leg kits
- > Always ships fully cartoned, one top per carton
- > When specifying DHT models with DTLP leg kits, please confirm fitment of book boxes and seating (cantilever, D10X, D16X) with customer service prior to placing orders.
- > Tops are NOT pre-drilled for accessories
- > DST models = 3/4" core; DHT models = 1-1/8" core.
- > Accessories are specified separately. See pages 76-77
- > Use DSLP leg sets with DST tops; use DTLP leg sets with DHT tops.

Model	Size	Top Material Edge	Units Per Ctn	Cubes Each	Lbs Each	List Price Each Standard	List Price Each Premium Marker-board	Number of legs required
Wanderer								
 DST-RV2633E	26" x 33"	Laminate 3/4" core Banded Flat Edge (E)	1	1.7	24.0	\$248	\$310	4
DHT-RV2633E	26" x 33"	Laminate 1-1/8" core Banded Flat Edge (E)	1	1.7	32.0	\$285	\$347	4
Trek								
 DST-TK2530E	25" x 30"	Laminate 3/4" core Banded Flat Edge (E)	1	1.5	18.0	\$227	\$289	3
DHT-TK2530E	25" x 30"	Laminate 1-1/8" core Banded Flat Edge (E)	1	1.5	21.0	\$261	\$323	3
Intrepid								
 DST-INT2832E	28" x 32"	Laminate 3/4" core Banded Flat Edge (E)	1	1.5	19.0	\$190	\$252	4
DHT-INT2832E	28" x 32"	Laminate 1-1/8" core Banded Flat Edge (E)	1	1.5	28.0	\$220	\$282	4

Model Builder

Model	• 1st Option Top Laminate	• 2nd Option Edge Color
	See Appendix A	See Appendix A
DST-EX2232E	• 7M	• 4

Model Example: DST-EX2232E.7M.4

artcobell

WE'VE GOT LEGS



Wanna know how to use them?

Shape Desks | Legs

Choose the right legs for your student desks







Model	Description	Rectangle Expense		Aperture Tri-Top Trapezoid 6 Kite Beta Beta Straight Linc Sail Swoop Wanderer Trek Intrepid					
		DST	DHT	DST			DHT		
DSLPL-4AAP	22"-34" adj. seated height legs, 1.5" dia	✓		✓					
DSLPL-4AAP.3W	22" - 34" adj. wheelbarrow legs, 4pk, 2 glides/2 casters (50mm)	✓		✓					
DTLP-4ATP	19"-29" adj. table height legs, 2" dia		✓						✓
DTLP-4ATP.3W	19" - 29" adj. wheelbarrow legs, 4pk, 2 glides/2 casters (50mm)		✓						✓
DTLP-4ASP	27"-42" adj. stand height legs, 2" dia		✓						✓
DTLP/DSLPL-4F25	25" fixed height leg	✓	✓	✓					✓
DTLP/DSLPL-4F27	27" fixed height leg	✓	✓	✓					✓
DTLP/DSLPL-4F29	29" fixed height leg	✓	✓	✓					✓
DTLP/DSLPL-4F27.3W	27" fixed height wheelbarrow leg, 2 glides/2 casters (50mm)	✓	✓	✓					✓
DTLP/DSLPL-4F27.3WNM	27" fixed wheelbarrow Leg, 2 Glides/2 NXT MOV Casters (50mm)	✓	✓	✓					✓
DTLP/DSLPL-4F29.3W	29" fixed height wheelbarrow leg, 2 glides/2 casters (50mm)	✓	✓	✓					✓
DTLP/DSLPL-4F29.3WNM	29" fixed wheelbarrow Leg, 2 Glides/2 NXT MOV Casters (50mm)	✓	✓	✓					✓
DTLP-4F36	36" fixed height		✓						✓
DTLP-4F42	42" fixed height		✓						✓
DTLP-4F36.3W	36" fixed height wheelbarrow leg, 2 glides/2 casters (50mm)		✓						✓
DTLP-4F36.3WNM	36" fixed wheelbarrow Leg, 2 Glides/2 NXT MOV Casters (50mm)		✓						✓
DTLP-4F42.3W	42" fixed height wheelbarrow leg, 2 glides/2 casters (50mm)		✓						✓
DTLP-4F42.3WNM	42" fixed wheelbarrow Leg, 2 Glides/2 NXT MOV Casters (50mm)		✓						✓
DSLK-2F29G	29" fixed height t-legs, 2pk	✓	✓						
TA-CPMS50T4	50mm casters, Titanium, for DSLPL + DTLP legs, 4pk	✓	✓	✓					✓
TA-CPS4	50mm casters, Black for DSLPL + DTLP legs, 4pk	✓	✓	✓					✓

artcobell



Application & Specification Rules

- > Tops and legs are specified and priced separately. See pages 65-67 for leg kits
- > Always ships fully cartoned, one top per carton
- > When specifying DHT models with DTLP leg kits, please confirm fitment of book boxes and seating (cantilever, D10X, D16X) with customer service prior to placing orders.
- > Tops are NOT pre-drilled for accessories
- > DST models = 3/4" core; DHT models = 1-1/8" core.
- > Accessories are specified separately. See pages 76-77
- > Use DSLP leg sets with DST tops; use DTLP leg sets with DHT tops.

Model	Size	Top Material Edge	Units Per Ctn	Cubes Each	Lbs Each	List Price Each Standard	List Price Each Premium Marker-board	Number of legs required	
Rectangle									
	DST-RC2026E	20" x 26"	Laminate 3/4" core Banded Flat Edge (E)	1	1.0	15.6	\$165	\$227	4
	DHT-RC2026E	20" x 26"	Laminate 1-1/8" core Banded Flat Edge (E)	1	1.0	23.4	\$190	\$252	4
Rectangle Wheelchair Accessible (DST ONLY)									
	DST-RC2036E	20" x 36"	Laminate 3/4" core Banded Flat Edge (E)	1	1.3	22.6	\$217	\$279	4
	DHT-RC2036E	20" x 36"	Laminate 1-1/8" core Banded Flat Edge (E)	1	1.3	33.9	\$250	\$312	4
Expanse									
	DST-EX2232E	22" x 32"	Laminate 3/4" core Banded Flat Edge (E)	1	1.2	18.4	\$185	\$247	4
	DHT-EX2232E	22" x 32"	Laminate 1-1/8" core Banded Flat Edge (E)	1	1.2	27.6	\$214	\$276	4
Aperture									
	DST-AP1830E	18" x 30"	Laminate 3/4" core Banded Flat Edge (E)	1	1.5	17.1	\$190	\$252	4
	DHT-AP1830E	18" x 30"	Laminate 1-1/8" core Banded Flat Edge (E)	1	1.5	25.7	\$220	\$282	4
Tri-Top *do not use casters									
	DST-TT2828E	28" x 28"	Laminate 3/4" core Banded Flat Edge (E)	1	1.3	21.4	\$185	\$247	3
	DHT-TT2828E	28" x 28"	Laminate 1-1/8" core Banded Flat Edge (E)	1	1.3	32.1	\$214	\$276	3
Trapezoid 6									
	DST-T6E	20" x 32"	Laminate 3/4" core Banded Flat Edge (E)	1	1.1	14.0	\$185	\$247	4
	DHT-T6E	20" x 32"	Laminate 1-1/8" core Banded Flat Edge (E)	1	1.1	21.0	\$214	\$276	4

Model Builder

Model	•	1st Option Top Laminate	•	2nd Option Edge Color
		See Appendix A		See Appendix A
DST-EX2232E	•	7M	•	4








Model Example: DST-EX2232E.7M.4

artcobell



Application & Specification Rules

- > Tops and legs are specified and priced separately. See pages 68-69 for leg kits
- > Always ships fully cartoned, one top per carton
- > When specifying DHT models with DTLP leg kits, please confirm fitment of book boxes and seating (cantilever, 10X models) with customer service prior to placing orders.
- > Tops are NOT pre-drilled for accessories
- > DST models = 3/4" core; DHT models = 1-1/8" core.
- > Accessories are specified separately. See pages 76-77
- > Use DSLP leg sets with DST tops; use DTLP leg sets with DHT tops.

Model	Size	Top Material Edge	Units Per Ctn	Cubes Each	Lbs Each	List Price Each Standard	List Price Each Premium Marker-board	Number of legs required
Kite								
 DST-KT3032E	30" x 32"	Laminate 3/4" core Banded Flat Edge (E)	1	1.7	18.0	\$227	\$289	4
DHT-KT3032E	30" x 32"	Laminate 1-1/8" core Banded Flat Edge (E)	1	1.7	27.0	\$261	\$323	4
Beta								
 DST-BT2233E	22" x 33"	Laminate 3/4" core Banded Flat Edge (E)	1	1.2	18.5	\$185	\$247	4
DHT-BT2233E	22" x 33"	Laminate 1-1/8" core Banded Flat Edge (E)	1	1.2	27.8	\$214	\$276	4
Beta Straight								
 DST-BS2233E	22" x 33"	Laminate 3/4" core Banded Flat Edge (E)	1	1.2	18.5	\$185	\$247	4
DHT-BS2233E	22" x 33"	Laminate 1-1/8" core Banded Flat Edge (E)	1	1.2	27.8	\$214	\$276	4
Swoop								
 DST-SW3030E	30" x 30"	Laminate 3/4" core Banded Flat Edge (E)	1	1.5	18	\$190	\$252	3
DHT-SW3030E	30" x 30"	Laminate 1-1/8" core Banded Flat Edge (E)	1	1.5	27	\$220	\$282	3
Linc								
 DST-LC2232E	22" x 32"	Laminate 3/4" core Banded Flat Edge (E)	1	1.2	18.5	\$185	\$247	4
DHT-LC2232E	22" x 32"	Laminate 1-1/8" core Banded Flat Edge (E)	1	1.2	27.8	\$214	\$276	4
Sail								
 DST-SL2730E	27" x 30"	Laminate 3/4" core Banded Flat Edge (E)	1	1.7	18.0	\$196	\$258	3
DHT-SL2730E	27" x 30"	Laminate 1-1/8" core Banded Flat Edge (E)	1	1.7	27.0	\$226	\$288	3
Sail								
 DST-SL3034E	30" x 34"	Laminate 3/4" core Banded Flat Edge (E)	1	2.2	20.0	\$227	\$289	3
DHT-SL3034E	30" x 34"	Laminate 1-1/8" core Banded Flat Edge (E)	1	2.2	30.0	\$261	\$323	3

Model Builder

Model	• 1st Option Top Laminate	• 2nd Option Edge Color
	See Appendix A	See Appendix A
DST-EX2232E	• 7M	• 4

Model Example: DST-EX2232E.7M.4



Application & Specification Rules

- > Specify DSLP Post Legs for DST Desks (3/4" core)
- > Specify DTLP Post Legs for DHT Desks (1-1/8" core)
- > Specify TA-CP4 or TA-CPMS50T4 casters. (field installed)
- > Casters not recommended on Tri-Top desks (DST/DHT)



Model	Description	Units Per Ctn	Cubes Each	Lbs Each	List Price
Seated Height Legs 1.5" Diameter (use with DST models)					
DSLPL-4AAP.3.4	22" - 34" Adjustable Legs, Nylon glide, Titanium/Chrome	4-Legs	0.6	14.0	\$226
DSLPL-4AAP.3.7	22" - 34" Adjustable Legs, Nylon glide, Black/Chrome	4-Legs	0.6	14.0	\$226
DSLPL-4AAP.3.W	22" - 34" Adjustable Legs, Nylon glide, White/Chrome	4-Legs	0.6	14.0	\$252
DSLPL-4AAP.3.4.4	22" - 34" Adjustable Legs, Nylon glide, Titanium/Titanium	4-Legs	0.6	14.0	\$252
DSLPL-4AAP.3.7.7	22" - 34" Adjustable Legs, Nylon glide, Black/Black	4-Legs	0.6	14.0	\$252
DSLPL-4AAP.3W.4	23" - 35" Adjustable Wheelbarrow Legs, 2 glides/2 casters (50mm), Titanium/Chrome	4-Legs	0.6	15.0	\$246
DSLPL-4AAP.3W.7	23" - 35" Adjustable Wheelbarrow Legs, 2 glides/2 casters (50mm), Black/Chrome	4-Legs	0.6	15.0	\$246



Table Height Legs 2" Diameter (use with DHT models only)					
DTLP-4ATP.3.4	19" - 29" Adjustable Legs, Nylon glide, Titanium/Chrome	4-Legs	1.3	20.25	\$273
DTLP-4ATP.3.7	19" - 29" Adjustable Legs, Nylon glide, Black/Chrome	4-Legs	1.3	20.25	\$273
DTLP-4ATP.3.W	19" - 29" Adjustable Legs, Nylon glide, White/Chrome	4-Legs	1.3	20.25	\$299
DTLP-4ATP.3.4.4	19" - 29" Adjustable Legs, Nylon glide, Titanium/Titanium	4-Legs	1.3	20.25	\$299
DTLP-4ATP.3.7.7	19" - 29" Adjustable Legs, Nylon glide, Black/Black	4-Legs	1.3	20.25	\$299
DTLP-4ATP.3W.4	19" - 29" Adjustable Wheelbarrow Legs, 4-Pack, 2 glides/2 casters (50mm), Titanium	4-Legs	1.3	30.5	\$293
DTLP-4ATP.3W.7	19" - 29" Adjustable Wheelbarrow Legs, 4-Pack, 2 glides/2 casters (50mm), Black	4-Legs	1.3	30.5	\$293



Standing Height Legs 2" Diameter (use with DHT models only)					
DTLP-4ASP.3.4	27" - 42" Adjustable Legs, 4-Pack, Nylon glide, Titanium/Chrome	4-Legs	1.7	25.6	\$310
DTLP-4ASP.3.7	27" - 42" Adjustable Legs, 4-Pack, Nylon glide, Black/Chrome	4-Legs	1.7	29.5	\$310
DTLP-4ASP.3.W	27" - 42" Adjustable Legs, 4-Pack, Nylon glide, White/Chrome	4-Legs	1.7	25.6	\$336
DTLP-4ASP.3.4.4	27" - 42" Adjustable Legs, 4-Pack, Nylon glide, Titanium/Titanium	4-Legs	1.7	25.6	\$336
DTLP-4ASP.3.7.7	27" - 42" Adjustable Legs, 4-Pack, Nylon glide, Black/Black	4-Legs	1.7	25.6	\$336



Casters					
TA-CPS4	50mm Casters, 4-Pack, Black	4-Legs	0.1	1.0	\$63
TA-CPMS50T4	50mm NXT MOV Caster, 4-Pack, Titanium	4-Legs	0.1	1.0	\$74

Felt Glide Pack

Application & Specification Rules

- > Use with DTLP legs, field installed only
- > 3/8" - 16 x 1" threaded stem
- > No color specification, specify model only
- > May also be used on Shape Student Desk legs (DSLPL)
- > Not for use on T-Leg Student Desks



Model	Description	Units Per Ctn	Cubes Each	Lbs Each	List Price Each
TA-GFK	100-Pack	100	0.1	5.0	\$525

Application & Specification Rules

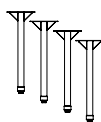
- > Legs and tops are specified and priced separately.
- > Standard with nylon glides, 3/4" leveling range
- > Legs are field installed. Use DSLP with DST desk tops.
Use DTLP with DHT desk tops.
- > Caster set TA-CPS4 or TA-CPMS50T4 (50 mm) can be used with this leg set (field installed). Casters in wheelbarrow packs are factory installed.
- > Tops and legs ship in separate cartons

Model	Description	Units Per Ctn	Cubes Each	Lbs Each	List Each Price
Seated Height Fixed Legs 1.5" Diameter (use with DST models)					
DSL-4F25.3.4	25" Fixed Leg, Nylon Glide, Titanium	4-Legs	0.8	14.0	\$204
DSL-4F25.3.7	25" Fixed Leg, Nylon Glide, Black	4-Legs	0.8	14.0	\$204
DSL-4F25.3.W	25" Fixed Leg, Nylon Glide, White	4-Legs	0.8	14.0	\$230
DSL-4F27.3.4	27" Fixed Leg, Nylon Glide, Titanium	4-Legs	0.9	14.0	\$204
DSL-4F27.3.7	27" Fixed Leg, Nylon Glide, Black	4-Legs	0.9	14.0	\$204
DSL-4F27.3.W	27" Fixed Leg, Nylon Glide, White	4-Legs	0.9	14.0	\$230
DSL-4F29.3.4	29" Fixed Leg, Nylon Glide, Titanium	4-Legs	0.9	14.0	\$204
DSL-4F29.3.7	29" Fixed Leg, Nylon Glide, Black	4-Legs	0.9	14.0	\$204
DSL-4F29.3.W	29" Fixed Leg, Nylon Glide, White	4-Legs	0.9	14.0	\$230
Seated Height Fixed Legs Wheelbarrow Pack 1.5" Diameter (use with DST models)					
DSL-4F27.3W.4	27" Fixed Wheelbarrow Leg, 2 Glides/2 Casters (50mm), Titanium	4-Legs	0.7	15.0	\$224
DSL-4F27.3W.7	27" Fixed Wheelbarrow Leg, 2 Glides/2 Casters (50mm), Black	4-Legs	0.7	15.0	\$224
DSL-4F27.3WNM.4	27" Fixed Wheelbarrow Leg, 2 Glides/2 NXT MOV Casters (50mm), Titanium	4-Legs	0.7	15.0	\$244
DSL-4F27.3WNM.7	27" Fixed Wheelbarrow Leg, 2 Glides/2 NXT MOV Casters (50mm), Black	4-Legs	0.7	15.0	\$244
DSL-4F29.3W.4	29" Fixed Wheelbarrow Leg, 2 Glides/2 Casters (50mm), Titanium	4-Legs	0.8	15.0	\$224
DSL-4F29.3W.7	29" Fixed Wheelbarrow Leg, 2 Glides/2 Casters (50mm), Black	4-Legs	0.8	15.0	\$224
DSL-4F29.3WNM.4	29" Fixed Wheelbarrow Leg, 2 Glides/2 NXT MOV Casters (50mm), Titanium	4-Legs	0.8	15.0	\$244
DSL-4F29.3WNM.7	29" Fixed Wheelbarrow Leg, 2 Glides/2 NXT MOV Casters (50mm), Black	4-Legs	0.8	15.0	\$244
Seated Height Fixed Legs 2" Diameter (use with DHT models only)					
DTL-4F25.3.4	25" Fixed Leg, Nylon Glide, Titanium	4-Legs	1.6	15.4	\$250
DTL-4F25.3.7	25" Fixed Leg, Nylon Glide, Black	4-Legs	1.6	15.4	\$250
DTL-4F25.3.W	25" Fixed Leg, Nylon Glide, White	4-Legs	1.6	15.4	\$276
DTL-4F27.3.4	27" Fixed Leg, Nylon Glide, Titanium	4-Legs	1.8	16.6	\$250
DTL-4F27.3.7	27" Fixed Leg, Nylon Glide, Black	4-Legs	1.8	16.6	\$250
DTL-4F27.3.W	27" Fixed Leg, Nylon Glide, White	4-Legs	1.8	16.6	\$276
DTL-4F29.3.4	29" Fixed Leg, Nylon Glide, Titanium	4-Legs	1.9	17.8	\$250
DTL-4F29.3.7	29" Fixed Leg, Nylon Glide, Black	4-Legs	1.9	17.8	\$250
DTL-4F29.3.W	29" Fixed Leg, Nylon Glide, White	4-Legs	1.9	17.8	\$276
Standing Height Fixed Legs 2" Diameter (use with DHT models only)					
DTL-4F36.3.4	36" Fixed Leg, Nylon Glide, Titanium	4-Legs	2.2	20.0	\$280
DTL-4F36.3.7	36" Fixed Leg, Nylon Glide, Black	4-Legs	2.2	20.0	\$280
DTL-4F36.3.W	36" Fixed Leg, Nylon Glide, White	4-Legs	2.2	20.0	\$306
DTL-4F42.3.4	42" Fixed Leg, Nylon Glide, Titanium	4-Legs	2.6	23.0	\$290
DTL-4F42.3.7	42" Fixed Leg, Nylon Glide, Black	4-Legs	2.6	23.0	\$290
DTL-4F42.3.W	42" Fixed Leg, Nylon Glide, White	4-Legs	2.6	23.0	\$316



Application & Specification Rules

- > Legs and tops are specified and priced separately.
- > Standard with nylon glides, 3/4" leveling range
- > Legs are field installed. Use DSLP with DST desk tops. Use DTLP with DHT desk tops.
- > Caster set TA-CPS4 or TA-CPMS50T4 (50 mm) can be used with this leg set (field installed). Casters in wheelbarrow packs are factory installed.
- > Tops and legs ship in separate cartons



Model	Description	Units Per Ctn	Cubes Each	Lbs Each	List Each Price
Seated Height Fixed Legs Wheelbarrow Pack 2" Diameter (use with DHT models only)					
DTLP-4F27.3W.4	27" Fixed Wheelbarrow Leg, 2 Glides/2 Casters (50mm), Titanium	4-Legs	1.8	16.6	\$270
DTLP-4F27.3W.7	27" Fixed Wheelbarrow Leg, 2 Glides/2 Casters (50mm), Black	4-Legs	1.8	16.6	\$270
DTLP-4F27.3WNM.4	27" Fixed Wheelbarrow Leg, 2 Glides/2 NXT MOV Casters (50mm), Titanium	4-Legs	1.8	17.6	\$290
DTLP-4F27.3WNM.7	27" Fixed Wheelbarrow Leg, 2 Glides/2 NXT MOV Casters (50mm), Black	4-Legs	1.8	17.6	\$290
DTLP-4F29.3W.4	29" Fixed Wheelbarrow Leg, 2 Glides/2 Casters (50mm), Titanium	4-Legs	1.9	17.8	\$270
DTLP-4F29.3W.7	29" Fixed Wheelbarrow Leg, 2 Glides/2 Casters (50mm), Black	4-Legs	1.9	17.8	\$270
DTLP-4F29.3WNM.4	29" Fixed Wheelbarrow Leg, 2 Glides/2 NXT MOV Casters (50mm), Titanium	4-Legs	1.9	18.8	\$290
DTLP-4F29.3WNM.7	29" Fixed Wheelbarrow Leg, 2 Glides/2 NXT MOV Casters (50mm), Black	4-Legs	1.9	18.8	\$290
Standing Height Fixed Legs Wheelbarrow Pack 2" Diameter (use with DHT models only)					
DTLP-4F36.3W.4	36" Fixed Wheelbarrow Leg, 2 Glides/2 Casters (50mm), Titanium	4-Legs	2.2	21.0	\$300
DTLP-4F36.3W.7	36" Fixed Wheelbarrow Leg, 2 Glides/2 Casters (50mm), Black	4-Legs	2.2	21.0	\$300
DTLP-4F36.3WNM.4	36" Fixed Wheelbarrow Leg, 2 Glides/2 NXT MOV Casters (50mm), Titanium	4-Legs	2.2	21.0	\$320
DTLP-4F36.3WNM.7	36" Fixed Wheelbarrow Leg, 2 Glides/2 NXT MOV Casters (50mm), Black	4-Legs	2.2	21.0	\$320
DTLP-4F42.3W.4	42" Fixed Wheelbarrow Leg, 2 Glides/2 Casters (50mm), Titanium	4-Legs	2.6	24.0	\$310
DTLP-4F42.3W.7	42" Fixed Wheelbarrow Leg, 2 Glides/2 Casters (50mm), Black	4-Legs	2.6	24.0	\$310
DTLP-4F42.3WNM.4	42" Fixed Wheelbarrow Leg, 2 Glides/2 NXT MOV Casters (50mm), Titanium	4-Legs	2.6	24.0	\$330
DTLP-4F42.3WNM.7	42" Fixed Wheelbarrow Leg, 2 Glides/2 NXT MOV Casters (50mm), Black	4-Legs	2.6	24.0	\$330
Casters					
TA-CPS4	50mm Casters, 4-Pack, Black	4-Legs	0.1	1.0	\$63
TA-CPMS50T4	50mm NXT MOV Caster, 4-Pack, Titanium	4-Legs	0.1	1.0	\$74



artcobell






Application & Specification Rules

> Tops and legs are specified and priced separately. See below for leg kits

> Tops are NOT pre-drilled for accessories

> Accessories are specified separately. See pages 76-77

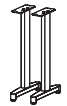
Model	Size	Top Material Edge	Units Per Ctn	Cubes Each	Lbs Each	List Price Each Standard	List Price Each Premium Marker-board
Rectangle							
 DST-RC2026E	20" x 26"	Laminate 3/4" core Banded Flat Edge (E)	1	1.0	15.6	\$165	\$227
DHT-RC2026E	20" x 26"	Laminate 1-1/8" core Banded Flat Edge (E)	1	1.0	23.4	\$190	\$252
Rectangle							
 DST-RC2036E	20" x 36"	Laminate 3/4" core Banded Flat Edge (E)	1	1.7	22.6	\$217	\$279
DHT-RC2036E	20" x 36"	Laminate 1-1/8" core Banded Flat Edge (E)	1	1.7	33.9	\$250	\$312
Expanse							
 DST-EX2232E	22" x 32"	Laminate 3/4" core Banded Flat Edge (E)	1	1.1	18.4	\$185	\$247
DHT-EX2232E	22" x 32"	Laminate 1-1/8" core Banded Flat Edge (E)	1	1.1	27.6	\$214	\$276

Model Builder

Model	1st Option Top Laminate	2nd Option Edge Color
	See Appendix A	See Appendix A
DST-EX2232E	7M	4

Model Example: DST-EX2232E.7M.4

Leg Kit

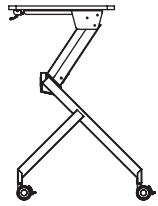
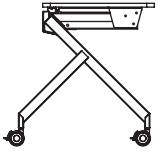
Model	Description	Units Per Ctn	Cubes Each	Lbs Each	List Price Each
T-Leg Kits for Shape Student Desk Tops					
 DSLK-2F29G.4	29" Fixed Height, 2-Pack, Nylon glide, Titanium	2 pack	0.9	10.0	\$376
DSLK-2F29G.7	29" Fixed Height, 2-Pack, Nylon glide, Black	2 pack	0.9	10.0	\$376

artcobell

Sit-to-Stand Desk

Application & Specification Rules

- > Always ships fully cartoned, one unit per carton
- > Ships assembled. Casters are field installed.



Model	Size	Top Material Edge	Height	Units Per Ctn	Cubes Each	Lbs Each	List Price Each Standard	List Price Each Premium Markerboard
STS-RC2228E	22"x28"	Laminate 3/4" core Banded Flat Edge (E)	28"-41"	1.0	10.9	54.0	\$1,442	\$1,504

Model Builder

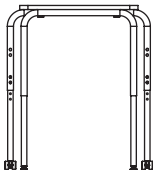
Model	1st Option Frame Color	2nd Option Top Color	3rd Option Edge Color
	Titanium (4) \$0	See Appendix A	See Appendix A
STS-RC2228E	4	4E	4

Model Example: STS-RC2228E.4.4E.4

Stacking Desk

Application & Specification Rules

- > Always ships fully cartoned, two units per carton
- > Must order in multiples of two (full carton quantity)
- > Ships assembled; leg inserts field installed
- > Desks stack 4 high



Model	Size	Top Material Edge	Height	Units Per Ctn	Cubes Each	Lbs Each	List Price Each Standard	List Price Each Premium Markerboard
SA2232E	22"x32"	Laminate 3/4" core Banded Flat Edge (E)	22"-30"	2	4.9	29.5	\$412	\$474

Model Builder

Model	1st Option Glide	2nd Option Frame Color	3rd Option Top Color	4th Option Edge Color
	2 Nylon/2 Caster (3W)	Black (7) \$0 Titanium (4) \$0 Chrome (5) \$0 White (W) \$47 *All legs have Chrome inserts	See Appendix A	See Appendix A
SA2232E	3W	4	4E	4

Model Example: SA2232E.3W.4.4E.4

Open Front Desk | Polystructural Book Box

Application & Specification Rules

- > Always ships fully cartoned, two units per carton. Must order in multiples of 2 (carton quantity)
- > 3/4" Core
- > Fully integrated polypropylene book box.
- > Ships KD, field installation of legs required
- > DA0D models not compatible with cantilever chair models or Discover A+ models
- > When selecting a markerboard laminate, you must specify model with banded flat edge (E)
- > Wheelbarrow caster packs available. see page 74



Model	Size	Top Material Edge	Height	Units Per Ctn	Cubes Each	Lbs Each	List Price Each Standard	List Price Each Premium Markerboard
Poly Book Box								
DA0D3	18" x 24"	Laminate Clear Edge (3)	22" - 30"	2	1.9	21.9	\$210	N/A
DA0DE	18" x 24"	Laminate Banded Flat Edge (E)	22" - 30"	2	1.9	21.9	\$250	\$301
DA0DS	18" x 24"	Solid Plastic (S)	22" - 30"	2	1.9	24.9	\$295	N/A
Jumbo Poly Book Box								
DAJ63	20" x 26"	Laminate Clear Edge (3)	22"-30"	2	2.4	24.5	\$251	N/A
DAJ6E	20" x 26"	Laminate Banded Flat Edge (E)	22"-30"	2	2.4	24.5	\$296	\$352

Model Builder

Model	1st Option Glide	2nd Option Frame Color	3rd Option Book Box Color	4th Option Top Color	5th Option Band Color
	Nylon (3)	Chrome (5) Black (7) Titanium (4)	See Appendix A \$0	See Appendix A	See Appendix A
DA0DE	3	4	M	7M	0

Model Example: DA0DE.3.4.M.7M.0

Open Front Desk | Metal Book Box

Application & Specification Rules

- > Always ships fully cartoned, two units per carton
- > Must order in multiples of 2 (full carton quantity)
- > Fully integrated metal book box, matches specified frame color
- > Desks require field installation of lower leg inserts
- > 3/4" Core
- > When selecting a markerboard laminate, you must specify model with banded flat edge (E)
- > Wheelbarrow caster packs available. see page 74
- > R90D models are not compatible with cantilever chair models or Discover A+ models



Model	Size	Top Material Edge	Height	Units Per Ctn	Cubes Each	Lbs Each	List Price Each Standard	List Price Each Premium Markerboard
R90D3	18" x 24"	Laminate Clear Edge (3)	22" - 30"	2	3.2	28.0	\$277	N/A
R90DE	18" x 24"	Laminate Banded Flat Edge (E)	22" - 30"	2	3.2	28.0	\$317	\$368
R90DS	18" x 24"	Solid Plastic (S)	22" - 30"	2	3.2	32.0	\$362	N/A
R90E3	20" x 26"	Laminate Clear Edge (3)	22" - 30"	2	3.9	29.4	\$312	N/A
R90EE	20" x 26"	Laminate Banded Flat Edge (E)	22" - 30"	2	3.9	29.4	\$357	\$413
R90ES	20" x 26"	Solid Plastic (S)	22" - 30"	2	3.9	34.2	\$412	N/A

Model Builder

Model	1st Option Glide	2nd Option Frame Color	3rd Option Top Color	4th Option Edge Color
	Nylon (3)	Black (7) Titanium (4)	See Appendix A \$0	See Appendix A
R90DE	3	4	7M	0

Model Example: R90DE.3.4.7M.0



Application & Specification Rules

- > Always ships fully cartoned, two units per carton
- > Wheelbarrow caster packs available. see page 74.
- > When selecting a markerboard laminate, you must specify model with banded flat edge (E)
- > Must order in multiples of 2 (full carton quantity)
- > 3/4" thickness tops
- > Caster not recommended for Tri-Top
- > Accessories are specified separately. See pages 76-77
- > Desks and legs are ordered as one unit; packed separately. Requires field installation of lower leg inserts
- > 7SD4 18"x24" models not compatible with cantilever chair models or Discover A+ models



Model	Top Material Edge	Height	Units Per Ctn	Cubes Each	Lbs Each	List Price Each Standard	List Price Each Premium Markerboard
Four Leg Student Desk Rectangle 18"x24" *not compatible with cantilever chair models or Discover A+ models							
7SD4A03	18" x 24" Laminate Clear Edge (3)	Adjustable 22" - 30"	2	2.6	20.0	\$252	N/A
7SD4A0E	18" x 24" Laminate Banded Flat Edge (E)	Adjustable 22" - 30"	2	2.6	20.0	\$292	\$343
7SD4A0S	18" x 24" Solid Plastic (S)	Adjustable 22" - 30"	2	2.6	22.0	\$337	N/A
7SD4H03	18" x 24" Laminate Clear Edge (3)	Adjustable 34" - 42"	2	5.5	26.0	\$312	N/A
7SD4H0E	18" x 24" Laminate Banded Flat Edge (E)	Adjustable 34" - 42"	2	5.5	26.0	\$352	\$403
7SD4H0S	18" x 24" Solid Plastic (S)	Adjustable 34" - 42"	2	5.5	28.0	\$397	N/A



Model	Top Material Edge	Height	Units Per Ctn	Cubes Each	Lbs Each	List Price Each Standard	List Price Each Premium Markerboard
Four Leg Student Desk Rectangle 20"x26"							
7SD4A63	20" x 26" Laminate Clear Edge (3)	Adjustable 22" - 30"	2	2.9	21.0	\$279	N/A
7SD4A6E	20" x 26" Laminate Banded Flat Edge (E)	Adjustable 22" - 30"	2	2.9	21.0	\$324	\$380
7SD4A6S	20" x 26" Solid Plastic (S)	Adjustable 22" - 30"	2	2.9	23.0	\$379	N/A
7SD4H63	20" x 26" Laminate Clear Edge (3)	Adjustable 34" - 42"	2	5.5	27.0	\$339	N/A
7SD4H6E	20" x 26" Laminate Banded Flat Edge (E)	Adjustable 34" - 42"	2	5.5	27.0	\$384	\$440
7SD4H6S	20" x 26" Solid Plastic (S)	Adjustable 34" - 42"	2	5.5	29.0	\$439	N/A



Model	Top Material Edge	Height	Units Per Ctn	Cubes Each	Lbs Each	List Price Each Standard	List Price Each Premium Markerboard
Four Leg Student Desk Rectangle 20"x36" Wheelchair Accessible							
7SD4AD3	20" x 36" Laminate Clear Edge (3)	Adjustable 26" - 34"	2	5.50	29.0	\$376	N/A
7SD4ADE	20" x 36" Laminate Banded Flat Edge (E)	Adjustable 26" - 34"	2	5.50	29.0	\$436	\$501



Model	Top Material Edge	Height	Units Per Ctn	Cubes Each	Lbs Each	List Price Each Standard	List Price Each Premium Markerboard
Tri-Top 28"x28" *do not use casters							
7SD3A3	28" x 28" Laminate Clear Edge (3)	Adjustable 22" - 30"	2	4.2	24.0	\$258	N/A
7SD3AE	28" x 28" Laminate Banded Flat Edge (E)	Adjustable 22" - 30"	2	4.2	24.0	\$308	\$376
7SD3AS	28" x 28" Solid Plastic (S)	Adjustable 22" - 30"	2	4.2	26.0	\$398	N/A
7SD3H3	28" x 28" Laminate Clear Edge (3)	Adjustable 34" - 42"	2	9.0	26.0	\$318	N/A
7SD3HE	28" x 28" Laminate Banded Flat Edge (E)	Adjustable 34" - 42"	2	9.0	26.0	\$368	\$436
7SD3HS	28" x 28" Solid Plastic (S)	Adjustable 34" - 42"	2	9.0	28.0	\$458	N/A



Model	Top Material Edge	Height	Units Per Ctn	Cubes Each	Lbs Each	List Price Each Standard	List Price Each Premium Markerboard
Trapezoid 20"x32"							
7SD4AT3	20" x 32" Laminate Clear Edge (3)	Adjustable 22" - 30"	2	4.1	25.0	\$303	N/A
7SD4ATE	20" x 32" Laminate Banded Flat Edge (E)	Adjustable 22" - 30"	2	4.1	25.0	\$353	\$421

ModelBuilder

Model	1st Option Glide	2nd Option Frame Color	3rd Option Top Color	4th Option Edge Color
	Nylon (3)	Black (7) \$0 Titanium (4) \$0 Chrome (5) \$0 White (W) \$47	See Appendix A	See Appendix A
7SD4A03	3	4	7M	

Model Example: 7SD4A03.3.4.7M

artcobell



Application & Specification Rules

- > Always ships fully cartoned, two units per carton
- > Wheelbarrow caster packs available. see page 74.
- > When selecting a markerboard laminate, you must specify model with banded flat edge (E)
- > Must order in multiples of 2 (full carton quantity)
- > 3/4" thickness tops
- > Caster not recommended for Tri-Top
- > Accessories are specified separately. See pages 76-77
- > Desks and legs are ordered as one unit; packed separately. Requires field installation of lower leg inserts
- > 7SD4 18"x24" models not compatible with cantilever chair models or Discover A+ models



Model	Top Material Edge	Height	Units Per Ctn	Cubes Each	Lbs Each	List Price Each Standard	List Price Each Premium Markerboard
Four Leg Student Desk Rectangle 18"x24" * not compatible with cantilever chair models or Discover A+ models							
7SD4F3003	18" x 24" Laminate Clear Edge (3)	Fixed 30"	2	4.9	20.0	\$252	N/A
7SD4F300E	18" x 24" Laminate Banded Flat Edge (E)	Fixed 30"	2	4.9	20.0	\$292	\$343
7SD4F300S	18" x 24" Solid Plastic (S)	Fixed 30"	2	4.9	22.0	\$337	N/A
Four Leg Student Desk Rectangle 20"x26"							
7SD4F3063	20" x 26" Laminate Clear Edge (3)	Fixed 30"	2	5.5	21.0	\$279	N/A
7SD4F306E	20" x 26" Laminate Banded Flat Edge (E)	Fixed 30"	2	5.5	21.0	\$324	\$380
7SD4F306S	20" x 26" Solid Plastic (S)	Fixed 30"	2	5.5	23.0	\$379	N/A



Tri-Top 28"x28" *do not use casters							
7SD3F303	28" x 28" Laminate Clear Edge (3)	Fixed 30"	2	7.4	24.0	\$258	N/A
7SD3F30E	28" x 28" Laminate Banded Flat Edge (E)	Fixed 30"	2	7.4	24.0	\$308	\$376
7SD3F30S	28" x 28" Solid Plastic (S)	Fixed 30"	2	7.4	26.0	\$398	N/A



Trapezoid 20"x32"							
7SD4F30T3	20" x 32" Laminate Banded Flat Edge (E)	Fixed 30"	2	7.6	25.0	\$303	N/A
7SD4F30TE	20" x 32" Solid Plastic (S)	Fixed 30"	2	7.6	25.0	\$353	\$421

ModelBuilder

Model	1st Option Glide	2nd Option Frame Color	3rd Option Top Color	4th Option Edge Color
	Nylon (3)	Black (7) \$0 Titanium (4) \$0 Chrome (5) \$0 White (W) \$47	See Appendix A	See Appendix A
7SD4A03	3	4	7M	

Model Example: 7SD4A03.3.4.7M




Application & Specification Rules

> Always ships fully cartoned, two units per carton

> Must order in multiples of 2 (full carton quantity)

> Accessories are specified separately. See pages 76-77

> 4TA6E model has 3/4" core laminate top



Model	Size	Top Material Edge	Height	Units Per Ctn	Cubes Each	Lbs Each	List Price Each Standard	List Price Each Premium Markerboard
4TA6E	20"x26"	Laminate Banded Flat Edge (E)	22"-30"	2	4.8	24	\$600	\$656
4TA6S	20"x26"	Solid Plastic (S)	22"-30"	2	4.8	26	\$655	n/a

Model Builder

Model	1st Option Glide	2nd Option Frame Color	3rd Option Top Color	4th Option Edge Color
	Nylon (3)	Black (7) \$0 Titanium (4) \$0	See Appendix A	See Appendix A
4TA6E	3	4	7M	0

Model Example: 4TA6E.3.4.7M.0

artcobell

4100 Series | Fixed Cantilever Desk

Application & Specification Rules

- > Always ships fully cartoned, two units per carton
- > Must order in multiples of 2 (full carton quantity)
- > Accessories are specified separately. See pages 76-77
- > 3/4" Core



Model	Size	Top Material Edge	Height	Units Per Ctn	Cubes Each	Lbs Each	List Price Each Standard	List Price Each Premium Markerboard
4F276E	20" x 26"	Laminate Banded Flat Edge (E)	Fixed, 27"	2	6.4	26.0	\$483	\$539
4F276S	20" x 26"	Solid Plastic (S)	Fixed, 27"	2	6.4	27.0	\$538	n/a
4F296E	20" x 26"	Laminate Banded Flat Edge (E)	Fixed, 29"	2	6.4	28.0	\$483	\$539
4F296S	20" x 26"	Solid Plastic (S)	Fixed, 29"	2	6.4	29.0	\$538	n/a

Model Builder

Model	1st Option Glide	2nd Option Frame Color	3rd Option Top Color	4th Option Edge Color
	Nylon (3)	Black (7) Titanium (4)	See Appendix A	See Appendix A
4F276E	3	4	7M	0

Model Example: 4F276E.3.4.7M.0

4100 Series | Adjustable Cantilever Desk

Application & Specification Rules

- > Always ships fully cartoned, two units per carton
- > Must order in multiples of 2 (full carton quantity)
- > Accessories are specified separately. See pages 75-76
- > 3/4" Core



Model	Size	Top Material Edge	Height	Units Per Ctn	Cubes Each	Lbs Each	List Price Each Standard	List Price Each Premium Markerboard
4CA6E	20" x 26"	Laminate Banded Flat Edge (E)	22"-30"	2	4.8	24	\$600	\$656
4CA6S	20" x 26"	Solid Plastic (S)	22"-30"	2	4.8	26	\$655	n/a

Model Builder

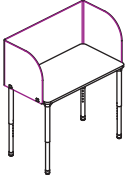
Model	1st Option Glide	2nd Option Frame Color	3rd Option Top Color	4th Option Edge Color
	Nylon (3)	Black (7) Titanium (4)	See Appendix A	See Appendix A
4CA6	3	4	7M	0

Model Example: 4CAE.3.4.7M.0

Study Carrel Screen

Application & Specification Rules

- > For use with the following Student Desks: DST-RC2036E
- > 1-piece opaque white acrylic study carrel screen
- > Price and specifications for screen only. Desk is priced and specified separately.
- > Dry erase marker compatible
- > Screen is 16" above work surface when installed
- > Brackets standard in Titanium finish only
- > Must order multiples of 2 (full carton quantity)



Model	Description	Units Per Ctn	Cubes Each	Lbs Each	List Price Each
TA-SCA1737.C.W	Opaque White Acrylic, 37"w x 18"d x 17"h	2	3.8	13.5	\$676

Wheelbarrow Caster Pack

Application & Specification Rules

- > Caster set works with adjustable desk models with inserts
- > Pack contains 2 inserts (for 1 desk) or 12 inserts (for 6 desks) with locking 50 mm casters
- > Use with Student Desk models: DA0D, R90, 7SD4A, 7SD3A

Model	Description	Units Per Ctn	Cubes Each	Lbs Each	List Price Each
SDA-WBCP	Caster pack for retrofitting adjustable student desks, 2-pk	2-pack	0.2	4.0	\$49
SDA-WBCP12	Caster pack for retrofitting adjustable student desks, 12-pk	12-pack	1.0	24.0	\$290







Application & Specification Rules

> NOTE CARTON QUANTITIES. All book box models are 4-packs. For example, ordering one (1) TA-BBW15 you will receive four (4) book boxes. Back pack hooks are sold individually and packed to order.

> All accessories require field installation. Student desk tops are NOT pre-drilled





> Includes mounting hardware

> Specify poly color for TA-BBP16 only.

Model	Description	Units Per Ctn	Cubes Each	Lbs Each	List Price Each
Rails/Totes (totes also work with Makerspace Cabinets)					
TA-TTR.2	Pack of 4 Tote Tray Rails	2-Pack	0.5	1.0	\$150
TA-TTR.6	Pack of 12 Tote Tray Rails	6-Pack	1.0	3.0	\$440
MSCA-TK1203.T	3"h x 12"w, Translucent, Pack of 6 Trays	6-Pack	1.6	10.6	\$210
Poly Book Box, 4-Pack					
 TA-BBP16	16"w x 13.25"d x 3.5"h	4-pack	1.5	9.0	\$200
Wire Book Box, 4-Pack					
 TA-BBW15	15"w x 13.25"d x 5.25"h, Chrome	4-pack	1.9	10.0	\$420
Full Metal Book Box, 4-Pack					
 TA-BBFM17	17"w x 14.0"d x 5"h, Titanium	4-pack	3.1	19.4	\$475
Backpack Hook, Single Pack					
 TA-BPH1	2.25"w x 1.22"d x 2.35"h, Chrome	1	0.1	0.1	\$25

Model Builder

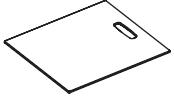
Model	•	Book Box Color
TA-BBP16	.	See Appendix A
Model Example: TA-BBP16.MN		

				
	POLY	WIRE	FULL METAL	HOOK
APPLICATION GUIDE	Universal	Small		
Model Number	TA-BBP16	TA-BBW15	TA-BBFM17	TA-BPH
Width	16"w	15"w	17.5" w	2.25"w
Depth	13.25"d	13.25"d	14.0" d	1.22"d
Height	3.5"h	5.25"h	5.0" h	2.35"h
18" x 24" (7SD4A0, 7SD4H0)	YES	YES	NO	YES
20" x 26" (7SD4A6, 7SD4H6)	YES	YES	YES	YES
Tri- Top (7SD3A, 7SD3H)	YES	YES	YES	YES
Trapezoid (7SD4AT)	YES	YES	YES	YES
Shape Student Desks (excludes Trek)	YES	YES	YES	YES
Shape Student Desk 20" x 36" ONLY	YES	YES	YES	YES
4100 Series Cantilever Desk	YES	YES	YES	YES

Markerboard, Hand-Held

Application & Specification Rules

- > Markerboard is durable 1-piece opaque white acrylic
- > Priced and sold as six (6) packs only
- > Use with desk mounting brackets (specified and priced separately)



Model	Description	Units Per Ctn	Cubes Each	Lbs Each	List Price Each
MSCA-SK1216.W	Opaque white acrylic 12"w x 16"d	6 PK	0.4	13.0	\$836

Mounting Brackets, Desk/Table Hanging

Application & Specification Rules

- > Metal brackets are standard in Titanium finish only
- > Includes mounting hardware for field installation only
- > Priced and sold as four (4) packs only
- > Use with hand-held markerboards (specified and priced separately)
- > Easily mounts to the underside of most tables and student desks
- > Holds 1-2 markerboards per bracket



Model	Description	Units Per Ctn	Cubes Each	Lbs Each	List Price Each
MBH-DMB1.4	Bracket, Desk/Table Hanging, 4-Pack	4-pack	0.1	1.4	\$135



D700 Series | Four Leg Combo | RH Entry

Application & Specification Rules

- > Always ships fully cartoned, two units per carton
- > Standard with fixed wire book rack
- > Must order in multiples of 2 (full carton quantities)



Model	Top Size	Top Material Edge	Height	Units Per Ctn	Cubes Each	Lbs Each	List Price Each
D75A3	18" x 24"	Laminate Clear Edge (3)	18"	2	9.4	33.0	\$419
D75AS	18" x 24"	Solid Plastic (S)	18"	2	9.4	36.0	\$504
D75X3	18" x 24"	Laminate Clear Edge (3), A+ Shell	18"	2	10.4	34.2	\$462
D75XS	18" x 24"	Solid Plastic (S), A+ Shell	18"	2	10.4	38.2	\$547

Model	1st Option Glide	2nd Option Frame Color	3rd Option Shell Color	4th Option Top Color
	Nylon (3) \$0	Chrome (5) \$0 Black (7) \$0 Titanium (4) \$0	See Appendix A	See Appendix A
D75AS	3	5	M	D

Model Example: D75AS.3.5.M.D

D800 Series | Sled Combo Desk | *standard without glides

Application & Specification Rules

- > Always ships fully cartoned, two units per carton
- > Standard with fixed wire book rack
- > Standard without glides
- > Must order in multiples of 2 (full carton quantities)



Model	Top Size	Top Material Edge	Height	Units Per Ctn	Cubes Each	Lbs Each	List Price Each
D85A3	18" x 24"	Laminate Clear Edge (3)	18"	2	9.8	43.9	\$579
D85AS	18" x 24"	Solid Plastic (S)	18"	2	9.8	47.9	\$664
D85X3	18" x 24"	Laminate Clear Edge (3)	18"	2	11.5	44.8	\$622
D85XS	18" x 24"	Solid Plastic (S)	18"	2	11.5	48.8	\$707

Model	1st Option Glide	2nd Option Frame Color	3rd Option Shell Color	4th Option Top Color
	None (X) \$0	Chrome (5) \$0	See Appendix A	See Appendix A
D85A3	X	5	9H	3E

Model Example: D85A3.X.5.9H.3E

H457 Four Leg Combo Desk | RH Entry

Application & Specification Rules

- > Always ships fully cartoned, two units per carton
- > Standard with fixed wire book rack
- > Must order in multiples of 2 (full carton quantities)



Model	Top Size	Top Material Edge	Height	Units Per Ctn	Cubes Each	Lbs Each	List Price Each
H457S	18" x 24"	Solid Plastic (S)	17.5"	2	9.3	41	\$590

Model	1st Option Glide	2nd Option Frame Color	3rd Option Shell Color	4th Option Top Color
	Nylon (3) \$0	Chrome (5) \$0 Black (7) \$0 Titanium (4) \$0	Black (8)	Grey Spectrum (J) Sugar Maple (D) Walnut (W)
H457S	3	5	8	D

Model Example: H457S.3.5.8.D

TABLES

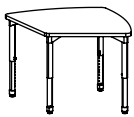


STATEMENT OF LINE

TABLES



Check out our laminate and NEW edge band colors.



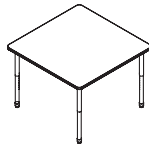
Gem



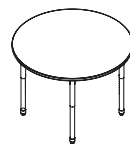
Chain



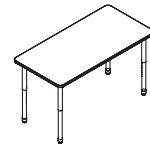
Flower



Square



Round



Rectangle

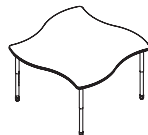


Aperture

Shape Tables



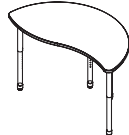
3P-120



Nova



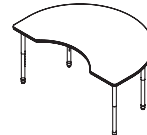
Expanse



Nebula



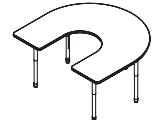
Gravity



Kidney



Half-Round



Horseshoe

Shape Tables



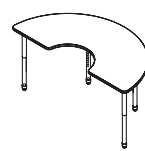
Star



4P



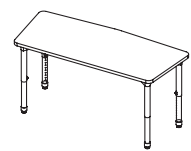
Trapezoid



Half Moon



Puddle



Chevron

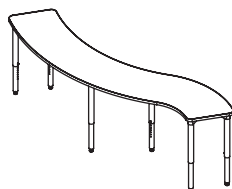
Shape Tables



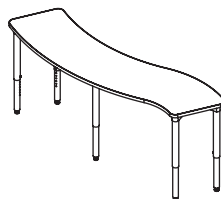
Crescent



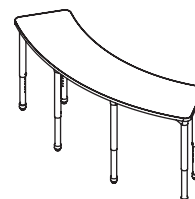
Multi-Media



Curve (S) | 60°



Curve (S) | 45°



Curve (Inside) | 60°



Curve (Inside) | 45°

Shape Tables

STATEMENT OF LINE

TABLES



Half Moon



Home Plate



Soft Rectangle



Rectangle



Expanse



Chevron

Flip-Top Tables | Nesting

Flip-Top Tables | Nesting



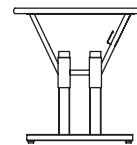
Half-Round

T-Leg Table | Fixed



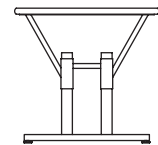
DTMA (25" - 34")

Catalyst Table

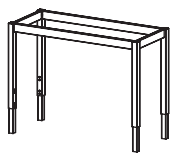


24"d (CY13-CY16)

CY Series

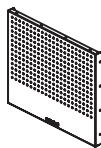


30"d (CY03-CY06)



DTMF (25" - 42")

Maker Space Frame



MSTA-EP

End Panel Kit



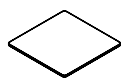
MSTA-SL

Lower Shelf Kit



DTMT

Table Tops



Square



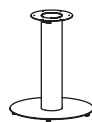
Round



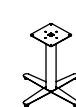
Racetrack



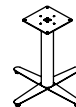
DCBR 30"



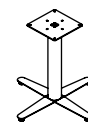
DCBR 42"



DCBX 30"



DCBX 36"



DCBX 42"

Café Tables | Tops

Cafe Tables | Bases

STATEMENT OF LINE

TABLES



Rectangle



Round



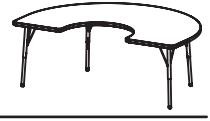
Square



Half Round



Trapezoid



Horseshoe

Activity Tables



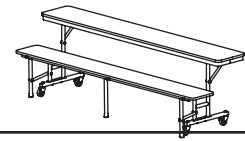
Kidney



Clover



Flower



ABC | Convertible

Convertible Bench Table

Activity Tables

Application & Specification Rules

> Always ships fully assembled, one unit per carton

> 3/4" core with HPL work surface

> Low profile U-Shaped base supports 200 lb weight capacity

> Metal to metal fasteners



Model	Top Material Edge	Size	Units Per Ctn	Cubes Each	Lbs Each	List Price Each Standard	List Price Each Premium Markerboard
-------	---------------------	------	---------------	------------	----------	--------------------------	-------------------------------------

Half Moon

ST-HME	Laminate 3/4" core Banded Flat Edge (E)	13" x 16"	1	1.7	15.0	\$540	\$591
--------	---	-----------	---	-----	------	-------	-------



Home Plate

ST-HPE	Laminate 3/4" core Banded Flat Edge (E)	13" x 16"	1	1.7	15.0	\$540	\$591
--------	---	-----------	---	-----	------	-------	-------



Soft Rectangle

ST-SREC	Laminate 3/4" core Banded Flat Edge (E)	14" x 16"	1	1.7	15.0	\$540	\$591
---------	---	-----------	---	-----	------	-------	-------

Model Builder




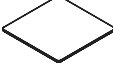


Model	• 1st Option Frame Color	• 2nd Option Top Laminate	• 3rd Option Edge Color
	Titanium (4) Black (7)	See Appendix A	See Appendix A
ST-HME	• 4	• 7M	• 4

Model Example: ST-HME.4.7M.4



Application & Specification Rules

- > Tops and legs are specified and priced separately. Use DTLP leg kits (pages 84-85)
- > Tops and legs ship in separate cartons
- > Always ships fully cartoned, one top per carton
- > 3" round grommets available for field installation. Specify separately. See page 108 (TA-GR3)
- > 1 1/8" core standard

Model	Top Material Edge	Size	Units Per Ctn	Cubes Each	Lbs Each	List Price Each Standard	List Price Each Premium Markerboard	Number of Legs Required
Chain								
 DTT-CH2636E	Laminate 1-1/8" core Banded Flat Edge (E)	26" x 36"	1	1.7	30.0	\$280	\$333	4
Gem								
 DTT-GM3950E	Laminate 1-1/8" core Banded Flat Edge (E)	39" x 50"	1	5.5	44.4	\$462	\$568	4
Flower								
 DTT-FL60E	Laminate 1-1/8" core Banded Flat Edge (E)	60"	1	10.4	98.4	\$794	\$1,115	4
Square								
 DTT-SQ36E	Laminate 1-1/8" core Banded Flat Edge (E)	36" X 36"	1	2.1	58.0	\$300	\$475	4
DTT-SQ42E	Laminate 1-1/8" core Banded Flat Edge (E)	42" X 42"	1	5.5	71.7	\$430	\$605	4
DTT-SQ48E	Laminate 1-1/8" core Banded Flat Edge (E)	48" X 48"	1	7.0	101.3	\$470	\$645	4
Round								
 DTT-RD36E	Laminate 1-1/8" core Banded Flat Edge (E)	36"	1	2.1	37.9	\$300	\$475	4
DTT-RD42E	Laminate 1-1/8" core Banded Flat Edge (E)	42"	1	5.2	58.2	\$430	\$605	4
DTT-RD48E	Laminate 1-1/8" core Banded Flat Edge (E)	48"	1	6.7	75.0	\$470	\$645	4
DTT-RD60E	Laminate 1-1/8" core Banded Flat Edge (E)	60"	1	10.5	98.1	\$740	\$1,061	4
Rectangle								
 DTT-RC1842E	Laminate 1-1/8" core Banded Flat Edge (E)	18" x 42"	1	3.7	31.5	\$312	\$462	4
DTT-RC1848E	Laminate 1-1/8" core Banded Flat Edge (E)	18" x 48"	1	2.9	35.5	\$305	\$455	4
DTT-RC1860E	Laminate 1-1/8" core Banded Flat Edge (E)	18" x 60"	1	3.5	47.2	\$375	\$550	4
DTT-RC1872E	Laminate 1-1/8" core Banded Flat Edge (E)	18" x 72"	1	4.1	55.8	\$449	\$639	4
DTT-RC2436E	Laminate 1-1/8" core Banded Flat Edge (E)	24"x36"	1	1.7	30.0	\$330	\$480	4
DTT-RC2448E	Laminate 1-1/8" core Banded Flat Edge (E)	24" x 48"	1	3.7	44.4	\$348	\$498	4
DTT-RC2460E	Laminate 1-1/8" core Banded Flat Edge (E)	24" x 60"	1	4.5	58.9	\$395	\$570	4
DTT-RC2472E	Laminate 1-1/8" core Banded Flat Edge (E)	24" x 72"	1	5.3	69.7	\$459	\$649	4
DTT-RC3048E	Laminate 1-1/8" core Banded Flat Edge (E)	30" x 48"	1	4.5	54.3	\$362	\$512	4
DTT-RC3060E	Laminate 1-1/8" core Banded Flat Edge (E)	30" x 60"	1	5.5	72.6	\$390	\$565	4
DTT-RC3072E	Laminate 1-1/8" core Banded Flat Edge (E)	30" x 72"	1	6.5	90.6	\$490	\$685	4
DTT-RC3660E	Laminate 1-1/8" core Banded Flat Edge (E)	36" x 60"	1	6.5	88.8	\$452	\$642	4
DTT-RC3672E	Laminate 1-1/8" core Banded Flat Edge (E)	36" x 72"	1	7.7	108.2	\$510	\$727	4

Model Builder














Model	• 1st Option Top Laminate	• 2nd Option Edge Color
	See Appendix A	See Appendix A
DTT-AP2440E	• 7M	• 4

Model Example: DTT-AP2440E.7M.4



Application & Specification Rules

- > Tops and legs are specified and priced separately. Use DTLP leg kits (pages 84-85)
- > Tops and legs ship in separate cartons
- > Always ships fully cartoned, one top per carton
- > 3" round grommets available for field installation. Specify separately. See page 108 (TA-GR3)
- > 1 1/8" core standard

Model	Top Material Edge	Size	Units Per Ctn	Cubes Each	Lbs Each	List Price Each Standard	List Price Each Premium Markerboard	Number of Legs Required
Aperture								
 DTT-AP2440E	Laminate 1-1/8" core Banded Flat Edge (E)	24"x 40"	1	4.4	44.4	\$430	\$605	4
3P-120								
 DTT-3P3060E	Laminate 1-1/8" core Banded Flat Edge (E)	30" x 60"	1	9.5	86.1	\$700	\$1,021	6
Nova								
 DTT-NV60E	Laminate 1-1/8" core Banded Flat Edge (E)	60"	1	10.5	145.0	\$770	\$1,091	4
Expanse								
 DTT-EX3054E	Laminate 1-1/8" core Banded Flat Edge (E)	30" x 54"	1	6.1	69.0	\$410	\$585	4
Nebula								
 DTT-NB3054E	Laminate 1-1/8" core Banded Flat Edge (E)	30" x 54"	1	5.1	35.0	\$399	\$574	4
Gravity								
 DTT-GV50E	Laminate 1-1/8" core Banded Flat Edge (E)	50"	1	7.1	45.0	\$609	\$930	3
Star								
 DTT-ST60E	Laminate 1-1/8" core Banded Flat Edge (E)	60"	1	10.1	88.2	\$735	\$1,056	5
Kidney								
 DTT-KD4872E	Laminate 1-1/8" core Banded Flat Edge (E)	48" x 72"	1	10.1	112.4	\$662	\$938	4
Half Round								
 DTT-HR48E	Laminate 1-1/8" core Banded Flat Edge (E)	48"	1	3.7	51.0	\$354	\$529	4
Horseshoe								
 DTT-HS6066E	Laminate 1-1/8" core Banded Flat Edge (E)	60" x 66"	1	11.4	116.2	\$790	\$1,111	4
4P								
 DTT-4P4860E	Laminate 1-1/8" core Banded Flat Edge (E)	48" x 60"	1	9.5	86.1	\$712	\$1,033	4
Trapezoid								
 DTT-TZ3060E	Laminate 1-1/8" core Banded Flat Edge (E)	30" x 60"	1	5.1	63.5	\$370	\$545	4
Half Moon								
 DTT-HM3672E	Laminate 1-1/8" core Banded Flat Edge (E)	36" x 72"	1	7.7	79.8	\$567	\$784	4

Model Builder

Model	•	1st Option Top Laminate	•	2nd Option Edge Color
		See Appendix A		See Appendix A
DTT-AP2440E	.	7M	.	4

Model Example: DTT-AP2440E.7M.4

Application & Specification Rules

- > Tops and legs are specified and priced separately. Use DTLP leg kits (pages 84-85)
- > Tops and legs ship in separate cartons
- > Always ships fully cartoned, one top per carton
- > 3" round grommets available for field installation. Specify separately. See page 108 (TA-GR3)
- > 1 1/8" core standard

Model	Top Material Edge	Size	Units Per Ctn	Cubes Each	Lbs Each	List Price Each Standard	List Price Each Premium Markerboard	Number of Legs Required
Puddle								
DTT-PD60E	Laminate 1-1/8" core Banded Flat Edge (E)	60"	1	10.5	88.2	\$753	\$1,074	4
Crescent								
DTT-CR3042E	Laminate 1-1/8" core Banded Flat Edge (E)	30" x 42"	1	5.2	58.2	\$435	\$610	4
Multi-Media								
DTT-MM4872E	Laminate 1-1/8" core Banded Flat Edge (E)	48" x 72"	1	10.1	112.4	\$650	\$926	4
Chevron								
DTT-CV2460E	Laminate 1-1/8" core Banded Flat Edge (E)	24" x 60"	1	5.5	72.6	\$449	\$624	4
Curve (Inside)								
DTT-CSI45E	Laminate 1-1/8" core Banded Flat Edge (E), Curved In	18" x 59"	1	4.3	33.3	\$600	\$775	5
DTT-CSI60E	Laminate 1-1/8" core Banded Flat Edge (E), Curved In	18" x 77"	1	6.4	44	\$750	\$940	6
Curve (S)								
DTT-CSIO45E	Laminate 1-1/8" core Banded Flat Edge (E), S-Shape Curve	18" x 78"	1	6.1	45.5	\$930	\$1,206	5
DTT-CSIO60E	Laminate 1-1/8" core Banded Flat Edge (E), S-Shape Curve	18" x 102"	1	9.5	59.5	\$1,130	\$1,451	6

Model Builder

Model	• 1st Option Top Laminate	• 2nd Option Edge Color
	See Appendix A	See Appendix A
DTT-AP2440E	• 7M	• 4




Model Example: DTT-AP2440E.7M.4



Shape Table Leg Kit

Application & Specification Rules

- > Legs and tops are specified and priced separately. Use with DTT tops only, see pages 81-83
- > Legs are field installed
- > Casters and felt glides are available for field installation.
- > Standard with nylon glides, 3/4" leveling range
- > Does not require quick-set brackets
- > White Legs (W) legs are only available with Chrome (5) insert.
- > Tops and legs ship in separate cartons

Model	Description	Height	Units Per Ctn	Cubes Each	Lbs Each	List Price Each
Juvenile Height Legs 2" Diameter						
 DTLP-4AJP.3.4	Adjustable Legs, Nylon glide, Titanium/Chrome	15" - 20"	4-Legs	1.3	16.8	\$269
DTLP-4AJP.3.7	Adjustable Legs, Nylon glide, Black/Chrome	15" - 20"	4-Legs	1.3	16.8	\$269
DTLP-4AJP.3.W	Adjustable Legs, Nylon glide, White/Chrome	15" - 20"	4-Legs	1.3	16.8	\$295
DTLP-4AJP.3.4.4	Adjustable Legs, Nylon glide, Titanium/Titanium	15" - 20"	4-Legs	1.3	16.8	\$295
DTLP-4AJP.3.7.7	Adjustable Legs, Nylon glide, Black/Black	15" - 20"	4-Legs	1.3	16.8	\$295
Table Height Legs 2" Diameter						
 DTLP-4ATP.3.4	Adjustable Legs, Nylon glide, Titanium/Chrome	19" - 29"	4-Legs	1.3	20.3	\$273
DTLP-4ATP.3.7	Adjustable Legs, Nylon glide, Black/Chrome	19" - 29"	4-Legs	1.3	20.3	\$273
DTLP-4ATP.3.W	Adjustable Legs, Nylon glide, White/Chrome	19" - 29"	4-Legs	1.3	20.3	\$299
DTLP-4ATP.3.4.4	Adjustable Legs, Nylon glide, Titanium/Titanium	19" - 29"	4-Legs	1.3	20.3	\$299
DTLP-4ATP.3.7.7	Adjustable Legs, Nylon glide, Black/Black	19" - 29"	4-Legs	1.3	20.3	\$299
Table Height Legs Wheelbarrow Pack 2" Diameter						
DTLP-4ATP.3W.4	Wheelbarrow Legs, 2 glides/2 casters, Titanium/Chrome	19" - 29"	4-Legs	1.3	30.5	\$293
DTLP-4ATP.3W.7	Wheelbarrow Legs, 2 glides/2 casters, Black/Chrome	19" - 29"	4-Legs	1.3	30.5	\$293
Standing Height Legs 2" Diameter						
 DTLP-4ASP.3.4	Adjustable Legs, Nylon glide, Titanium/Chrome	27" - 42"	4-Legs	1.7	25.6	\$310
DTLP-4ASP.3.7	Adjustable Legs, Nylon glide, Black/Chrome	27" - 42"	4-Legs	1.7	25.6	\$310
DTLP-4ASP.3.W	Adjustable Legs, Nylon glide, White/Chrome	27" - 42"	4-Legs	1.7	25.6	\$336
DTLP-4ASP.3.4.4	Adjustable Legs, Nylon glide, Titanium/Titanium	27" - 42"	4-Legs	1.7	25.6	\$336
DTLP-4ASP.3.7.7	Adjustable Legs, Nylon glide, Black/Black	27" - 42"	4-Legs	1.7	25.6	\$336

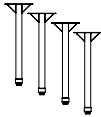
artcobell



Fixed Leg Table Kit

Application & Specification Rules

- > Legs and tops are specified and priced separately.
- > Legs are field installed
- > Standard with nylon glides, 3/4" leveling range
- > Tops and legs ship in separate cartons
- > Caster set TA-CPS4 or TA-CPMS50T4 can be used with this leg set (field installed).



Model	Description	Units Per Ctn	Cubes Each	Lbs Each	List Price Each
Seated Height Fixed Legs 2" Diameter					
DTLP-4F25.3.4	25" Fixed Leg, Nylon Glide, Titanium	4-Legs	1.6	15.4	\$250
DTLP-4F25.3.7	25" Fixed Leg, Nylon Glide, Black	4-Legs	1.6	15.4	\$250
DTLP-4F25.3.W	25" Fixed Leg, Nylon Glide, White	4-Legs	1.6	15.4	\$276
DTLP-4F27.3.4	27" Fixed Leg, Nylon Glide, Titanium	4-Legs	1.8	16.6	\$250
DTLP-4F27.3.7	27" Fixed Leg, Nylon Glide, Black	4-Legs	1.8	16.6	\$250
DTLP-4F27.3.W	27" Fixed Leg, Nylon Glide, White	4-Legs	1.8	16.6	\$276
DTLP-4F29.3.4	29" Fixed Leg, Nylon Glide, Titanium	4-Legs	1.9	17.8	\$250
DTLP-4F29.3.7	29" Fixed Leg, Nylon Glide, Black	4-Legs	1.9	17.8	\$250
DTLP-4F29.3.W	29" Fixed Leg, Nylon Glide, White	4-Legs	1.9	17.8	\$276
Standing Height Fixed Legs 2" Diameter					
DTLP-4F36.3.4	36" Fixed Leg, Nylon Glide, Titanium	4-Legs	2.2	20.0	\$280
DTLP-4F36.3.7	36" Fixed Leg, Nylon Glide, Black	4-Legs	2.2	20.0	\$280
DTLP-4F36.3.W	36" Fixed Leg, Nylon Glide, White	4-Legs	2.2	20.0	\$306
DTLP-4F42.3.4	42" Fixed Leg, Nylon Glide, Titanium	4-Legs	2.6	23.0	\$290
DTLP-4F42.3.7	42" Fixed Leg, Nylon Glide, Black	4-Legs	2.6	23.0	\$290
DTLP-4F42.3.W	42" Fixed Leg, Nylon Glide, White	4-Legs	2.6	23.0	\$316
Seated Height Fixed Legs Wheelbarrow Pack					
DTLP-4F27.3W.4	27" Fixed Wheelbarrow Leg, 2 Glides/2 Casters (50mm), Titanium	4-Legs	1.8	16.6	\$270
DTLP-4F27.3W.7	27" Fixed Wheelbarrow Leg, 2 Glides/2 Casters (50mm), Black	4-Legs	1.8	16.6	\$270
DTLP-4F27.3WNM.4	27" Fixed Wheelbarrow Leg, 2 Glides/2 NXT MOV Casters (50mm), Titanium	4-Legs	1.8	17.6	\$290
DTLP-4F27.3WNM.7	27" Fixed Wheelbarrow Leg, 2 Glides/2 NXT MOV Casters (50mm), Black	4-Legs	1.8	17.6	\$290
DTLP-4F29.3W.4	29" Fixed Wheelbarrow Leg, 2 Glides/2 Casters (50mm), Titanium	4-Legs	1.9	17.8	\$270
DTLP-4F29.3W.7	29" Fixed Wheelbarrow Leg, 2 Glides/2 Casters (50mm), Black	4-Legs	1.9	17.8	\$270
DTLP-4F29.3WNM.4	29" Fixed Wheelbarrow Leg, 2 Glides/2 NXT MOV Casters (50mm), Titanium	4-Legs	1.9	18.8	\$290
DTLP-4F29.3WNM.7	29" Fixed Wheelbarrow Leg, 2 Glides/2 NXT MOV Casters (50mm), Black	4-Legs	1.9	18.8	\$290
Standing Height Fixed Legs Wheelbarrow Pack					
DTLP-4F36.3W.4	36" Fixed Wheelbarrow Leg, 2 Glides/2 Casters (50mm), Titanium	4-Legs	2.2	21.0	\$300
DTLP-4F36.3W.7	36" Fixed Wheelbarrow Leg, 2 Glides/2 Casters (50mm), Black	4-Legs	2.2	21.0	\$300
DTLP-4F36.3WNM.4	36" Fixed Wheelbarrow Leg, 2 Glides/2 NXT MOV Casters (50mm), Titanium	4-Legs	2.2	21.0	\$320
DTLP-4F36.3WNM.7	36" Fixed Wheelbarrow Leg, 2 Glides/2 NXT MOV Casters (50mm), Black	4-Legs	2.2	21.0	\$320
DTLP-4F42.3W.4	42" Fixed Wheelbarrow Leg, 2 Glides/2 Casters (50mm), Titanium	4-Legs	2.6	24.0	\$310
DTLP-4F42.3W.7	42" Fixed Wheelbarrow Leg, 2 Glides/2 Casters (50mm), Black	4-Legs	2.6	24.0	\$310
DTLP-4F42.3WNM.4	42" Fixed Wheelbarrow Leg, 2 Glides/2 NXT MOV Casters (50mm), Titanium	4-Legs	2.6	24.0	\$330
DTLP-4F42.3WNM.7	42" Fixed Wheelbarrow Leg, 2 Glides/2 NXT MOV Casters (50mm), Black	4-Legs	2.6	24.0	\$330

artcobell



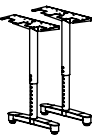
T-Leg Table Kit

Application & Specification Rules

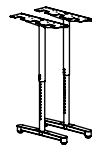
- > Legs and tops are specified and priced separately. Use with Square and Rectangle DTT tops only, see matrix below.
- > Standard with nylon glides, 3/4" leveling range
- > Legs are field installed
- > Tops and legs ship in separate cartons
- > Caster set TA-CPS4 or TA-CPMS50T4 can be used with this leg set (field installed).



Model	Description	Height	Units Per Ctn	Cubes Each	Lbs Each	List Price Each
Juvenile Height Legs 2" Diameter						
DTLT-2AJ18.3.4	Adjustable T-Leg, 18" spread, Nylon glide, Titanium	16" - 20"	2-Legs	1.65	19.4	\$312
DTLT-2AJ18.3.7	Adjustable T-Leg, 18" spread, Nylon glide, Black	16" - 20"	2-Legs	1.65	19.4	\$312
DTLT-2AJ18.3.W	Adjustable T-Leg, 18" spread, Nylon glide, White	16" - 20"	2-Legs	1.65	19.4	\$338
DTLT-2AJ24.3.4	Adjustable T-Leg, 24" spread, Nylon glide, Titanium	16" - 20"	2-Legs	2.16	23.8	\$343
DTLT-2AJ24.3.7	Adjustable T-Leg, 24" spread, Nylon glide, Black	16" - 20"	2-Legs	2.16	23.8	\$343
DTLT-2AJ24.3.W	Adjustable T-Leg, 24" spread, Nylon glide, White	16" - 20"	2-Legs	2.16	23.8	\$369
DTLT-2AJ30.3.4	Adjustable T-Leg, 30" spread, Nylon glide, Titanium	16" - 20"	2-Legs	2.73	30.0	\$376
DTLT-2AJ30.3.7	Adjustable T-Leg, 30" spread, Nylon glide, Black	16" - 20"	2-Legs	2.73	30.0	\$376
DTLT-2AJ30.3.W	Adjustable T-Leg, 30" spread, Nylon glide, White	16" - 20"	2-Legs	2.73	30.0	\$402
DTLT-2AJ36.3.4	Adjustable T-Leg, 36" spread, Nylon glide, Titanium	16" - 20"	2-Legs	3.29	35.6	\$407
DTLT-2AJ36.3.7	Adjustable T-Leg, 36" spread, Nylon glide, Black	16" - 20"	2-Legs	3.29	35.6	\$407
DTLT-2AJ36.3.W	Adjustable T-Leg, 36" spread, Nylon glide, White	16" - 20"	2-Legs	3.29	35.6	\$433



Model	Description	Height	Units Per Ctn	Cubes Each	Lbs Each	List Price Each
Table Height Legs 2" Diameter						
DTLT-2AT18.3.4	Adjustable T-Leg, 18" spread, Nylon glide, Titanium	20" - 29"	2-Legs	2.23	21.0	\$335
DTLT-2AT18.3.7	Adjustable T-Leg, 18" spread, Nylon glide, Black	20" - 29"	2-Legs	2.23	21.0	\$335
DTLT-2AT18.3.W	Adjustable T-Leg, 18" spread, Nylon glide, White	20" - 29"	2-Legs	2.23	21.0	\$361
DTLT-2AT24.3.4	Adjustable T-Leg, 24" spread, Nylon glide, Titanium	20" - 29"	2-Legs	2.93	25.4	\$361
DTLT-2AT24.3.7	Adjustable T-Leg, 24" spread, Nylon glide, Black	20" - 29"	2-Legs	2.93	25.4	\$361
DTLT-2AT24.3.W	Adjustable T-Leg, 24" spread, Nylon glide, White	20" - 29"	2-Legs	2.93	25.4	\$387
DTLT-2AT30.3.4	Adjustable T-Leg, 30" spread, Nylon glide, Titanium	20" - 29"	2-Legs	3.69	31.4	\$386
DTLT-2AT30.3.7	Adjustable T-Leg, 30" spread, Nylon glide, Black	20" - 29"	2-Legs	3.69	31.4	\$386
DTLT-2AT30.3.W	Adjustable T-Leg, 30" spread, Nylon glide, White	20" - 29"	2-Legs	3.69	31.4	\$412
DTLT-2AT36.3.4	Adjustable T-Leg, 36" spread, Nylon glide, Titanium	20" - 29"	2-Legs	4.45	37.0	\$452
DTLT-2AT36.3.7	Adjustable T-Leg, 36" spread, Nylon glide, Black	20" - 29"	2-Legs	4.45	37.0	\$452
DTLT-2AT36.3.W	Adjustable T-Leg, 36" spread, Nylon glide, White	20" - 29"	2-Legs	4.45	37.0	\$478



Model	Description	Height	Units Per Ctn	Cubes Each	Lbs Each	List Price Each
Standing Height Legs 2" Diameter						
DTLT-2AS18.3.4	Adjustable T-Leg, 18" spread, Nylon glide, Titanium	28" - 42"	2-Legs	2.85	23.2	\$346
DTLT-2AS18.3.7	Adjustable T-Leg, 18" spread, Nylon glide, Black	28" - 42"	2-Legs	2.85	23.2	\$346
DTLT-2AS18.3.W	Adjustable T-Leg, 18" spread, Nylon glide, White	28" - 42"	2-Legs	2.85	23.2	\$372
DTLT-2AS24.3.4	Adjustable T-Leg, 24" spread, Nylon glide, Titanium	28" - 42"	2-Legs	3.75	27.6	\$376
DTLT-2AS24.3.7	Adjustable T-Leg, 24" spread, Nylon glide, Black	28" - 42"	2-Legs	3.75	27.6	\$376
DTLT-2AS24.3.W	Adjustable T-Leg, 24" spread, Nylon glide, White	28" - 42"	2-Legs	3.75	27.6	\$402
DTLT-2AS30.3.4	Adjustable T-Leg, 30" spread, Nylon glide, Titanium	28" - 42"	2-Legs	4.73	33.6	\$407
DTLT-2AS30.3.7	Adjustable T-Leg, 30" spread, Nylon glide, Black	28" - 42"	2-Legs	4.73	33.6	\$407
DTLT-2AS30.3.W	Adjustable T-Leg, 30" spread, Nylon glide, White	28" - 42"	2-Legs	4.73	33.6	\$433
DTLT-2AS36.3.4	Adjustable T-Leg, 36" spread, Nylon glide, Titanium	28" - 42"	2-Legs	5.71	39.4	\$452
DTLT-2AS36.3.7	Adjustable T-Leg, 36" spread, Nylon glide, Black	28" - 42"	2-Legs	5.71	39.4	\$452
DTLT-2AS36.3.W	Adjustable T-Leg, 36" spread, Nylon glide, White	28" - 42"	2-Legs	5.71	39.4	\$478

Shape Table | T-Legs

Choose the right T-Leg for your shape tables

Model	18"	24"	30"	36"
DTT-SQ36E				✓
DTT-RC1848E	✓			
DTT-RC1860E	✓			
DTT-RC1872E	✓			
DTT-RC2436E		✓		
DTT-RC2448E		✓		
DTT-RC2460E		✓		

Model	18"	24"	30"	36"
DTT-RC2472E		✓		
DTT-RC3048E			✓	
DTT-RC3060E			✓	
DTT-RC3072E			✓	
DTT-RC3660E				✓
DTT-RC3672E				✓



Caster Pack

Application & Specification Rules

- > All casters are standard locking 360 degree swivel
- > Casters add 2" to the height range
- > Field installed only
- > 50mm dual-hard wheel casters, 3/8"-16 x 1" threaded stem



Model	Description	Units Per Ctn	Cubes Each	Lbs Each	List Price Each
TA-CPS4	Locking 4-Pack 50mm Caster for Shape Table Legs (DTLP + DTLT)	4-pack	0.02	1.0	\$63
TA-CPMS50T4	Locking 4-Pack 50mm NXT MOV Caster for Shape Table Legs (DTLP)	4-pack	0.02	1.0	\$74

Felt Glide Pack

Application & Specification Rules

- > Use with DTLP legs, field installed only
- > 3/8" - 16 x 1" threaded stem
- > No color specification, specify model only
- > May also be used on Shape Student Desk legs (DSLPL)
- > Not for use on T-Leg Student Desks

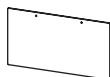


Model	Description	Units Per Ctn	Cubes Each	Lbs Each	List Price Each
TA-GFK	100-Pack	100	0.1	5.0	\$525

Shape Table Screens

Application & Specification Rules

- > Use on rectangular tops for privacy above or below work surface
- > Field installed, tops are not pre-drilled
- > 12" screens may be installed in two positions. Above as a privacy screen (9" above worksurface) or below as a modesty panel (12" below worksurface)
- > Clear, frosted acrylic panels
- > Includes screen, brackets and hardware



Model	Size	Units Per Ctn	Cubes Each	Lbs Each	List Price Each
TA-SA1224.F	12"h x 24"w	1	0.3	4.0	\$220
TA-SA1236.F	12"h x 36"w	1	0.5	5.8	\$324

Application Guide | Shape Table Tops


Table	Table Width			Table Depth		
	36"w	48"w	60"w	24"d	30"d	36"d
Use Screen Width	24"w	36"w	36"w	n/a	24"w	24"w

* 24"w screens may be used on the following shapes/sizes: 3P3060 (3), AP2440 (2), EX3054 (2)

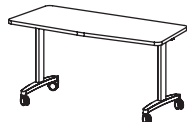
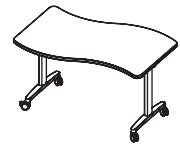


Application & Specification Rules

- > 1 1/8" core standard
- > Standard with 4 locking, dual-wheel casters in black.
- > Depth of unit (except foot) when flipped up/storage position is 8-1/4"
- > Ordered and sold as a COMPLETE table (top & legs)
- > Two handle operation required to unlatch and pivot top
- > Grommets available as a separately specified and field installed item. See page 108 (TA-GR3)
- > Field installation of legs required



Model	Description	Size	Leg Type Height	Units Per Ctn	Cubes Each	Lbs Each	List Price Each Standard	List Price Each Premium Markerboard
Rectangle Nesting 29" Fixed								
DTN-RC24F	Laminate Flat Edge (F)	24"d x 54"w	Nesting, 29" Fixed	1	7.1	71.9	\$1,126	\$1,301
DTN-RC25F	Laminate Flat Edge (F)	24"d x 60"w	Nesting, 29" Fixed	1	7.8	78.9	\$1,131	\$1,306
DTN-RC26F	Laminate Flat Edge (F)	24"d x 72"w	Nesting, 29" Fixed	1	9.0	89.7	\$1,179	\$1,369
DTN-RC34F	Laminate Flat Edge (F)	30"d x 54"w	Nesting, 29" Fixed	1	7.1	84.7	\$1,125	\$1,300
DTN-RC35F	Laminate Flat Edge (F)	30"d x 60"w	Nesting, 29" Fixed	1	7.8	92.6	\$1,157	\$1,332
DTN-RC36F	Laminate Flat Edge (F)	30"d x 72"w	Nesting, 29" Fixed	1	9.0	110.6	\$1,235	\$1,430
Rectangle Nesting 27" Fixed								
DTN7RC24F	Laminate Flat Edge (F)	24"d x 54"w	Nesting, 27" Fixed	1	6.4	71.9	\$1,126	\$1,301
DTN7RC25F	Laminate Flat Edge (F)	24"d x 60"w	Nesting, 27" Fixed	1	6.9	78.9	\$1,131	\$1,306
DTN7RC26F	Laminate Flat Edge (F)	24"d x 72"w	Nesting, 27" Fixed	1	8.0	89.7	\$1,179	\$1,369
DTN7RC34F	Laminate Flat Edge (F)	30"d x 54"w	Nesting, 27" Fixed	1	6.4	84.7	\$1,125	\$1,300
DTN7RC35F	Laminate Flat Edge (F)	30"d x 60"w	Nesting, 27" Fixed	1	6.9	92.6	\$1,157	\$1,332
DTN7RC36F	Laminate Flat Edge (F)	30"d x 72"w	Nesting, 27" Fixed	1	8.0	110.6	\$1,235	\$1,430
Rectangle Nesting 25" Fixed								
DTN5RC24F	Laminate Flat Edge (F)	24"d x 54"w	Nesting, 25" Fixed	1	6.4	71.9	\$1,126	\$1,301
DTN5RC25F	Laminate Flat Edge (F)	24"d x 60"w	Nesting, 25" Fixed	1	6.9	78.9	\$1,131	\$1,306
DTN5RC26F	Laminate Flat Edge (F)	24"d x 72"w	Nesting, 25" Fixed	1	8.0	89.7	\$1,179	\$1,369
DTN5RC34F	Laminate Flat Edge (F)	30"d x 54"w	Nesting, 25" Fixed	1	6.4	84.7	\$1,125	\$1,300
DTN5RC35F	Laminate Flat Edge (F)	30"d x 60"w	Nesting, 25" Fixed	1	6.9	92.6	\$1,157	\$1,332
DTN5RC36F	Laminate Flat Edge (F)	30"d x 72"w	Nesting, 25" Fixed	1	8.0	110.6	\$1,235	\$1,430
Expanse								
DTN-EX34F	Laminate Flat Edge (F)	30"d x 54"w	Nesting, 29" Fixed	1	8.6	89.0	\$1,179	\$1,354
DTN7EX34F	Laminate Flat Edge (F)	30"d x 54"w	Nesting, 27" Fixed	1	6.4	89.0	\$1,179	\$1,354
DTN5EX34F	Laminate Flat Edge (F)	30"d x 54"w	Nesting, 25" Fixed	1	6.4	89.0	\$1,179	\$1,354
Chevron								
DTN-CV25F	Laminate Flat Edge (F)	24"d x 60"w	Nesting, 29" Fixed	1	7.8	85.0	\$1,179	\$1,354
DTN7CV25F	Laminate Flat Edge (F)	24"d x 60"w	Nesting, 27" Fixed	1	6.9	85.0	\$1,179	\$1,354
DTN5CV25F	Laminate Flat Edge (F)	24"d x 60"w	Nesting, 25" Fixed	1	6.9	85.0	\$1,179	\$1,354



Model Builder

Model	1st Option Frame Color	2nd Option Top Laminate	3rd Option Edge Color
	Titanium (4) Black (7)	See Appendix A	See Appendix A
DTN-RC25F	4	7M	4

Model Example: DTN-RC25F.4.7M.4



Application & Specification Rules

- > 11/8" core standard
- > Standard with 4 locking, dual-wheel casters in black.
- > Grommets available as a separately specified and field installed item. See page 108 (TA-GR3)
- > Ordered and sold as a COMPLETE table (top & legs)
- > Field installation of legs required



Model	Description	Size	Leg Type Height	Units Per Ctn	Cubes Each	Lbs Each	List Price Each Standard	List Price Each Premium Markerboard
Half-Round Fixed Leg Non-Nesting								
DTF-HR48F	Laminate Flat Edge (F)	32"d x 48"w	29" Fixed	1	7.0	69.0	\$943	\$1,118
DTF-HR60F	Laminate Flat Edge (F)	30"d x 60"w	29" Fixed	1	7.8	73.0	\$964	\$1,139
DTF7HR48F	Laminate Flat Edge (F)	32"d x 48"w	27" Fixed	1	6.2	69.0	\$943	\$1,118
DTF7HR60F	Laminate Flat Edge (F)	30"d x 60"w	27" Fixed	1	6.9	73.0	\$964	\$1,139
DTF5HR48F	Laminate Flat Edge (F)	32"d x 48"w	25" Fixed	1	6.2	69.0	\$943	\$1,118
DTF5HR60F	Laminate Flat Edge (F)	30"d x 60"w	25" Fixed	1	6.9	73.0	\$964	\$1,139

Model Builder

Model	1st Option Glide	2nd Option Frame Color	3rd Option Top Laminate	4th Option Edge Color
	Caster (H) \$0	Titanium (4) \$0 Black (7) \$0	See Appendix A	See Appendix A
DTF-HR48F	H	4	7M	4

Model Example: DTF-HR48F.H.4.7M.4



Application & Specification Rules

- > Complete table, ships KD in single carton
- > 1.5" x 1.5" 14ga steel leg attaches to apron/frame with bolts
- > 1" x 2" 14ga steel fully welded apron/frame construction
- > Standard with nylon glide. Optional steel glide available
- > Tops ship attached to frame, legs ship unassembled, field assembly required
- > Specify upper leg/frame paint color, lower leg insert is chrome only
- > 1 1/8" core standard
- > Optional caster packs available for field installation. See page 97



Model	Description	Size	Leg Type Height	Units Per Ctn	Cubes Each	Lbs Each	List Price Each Standard	List Price Each Premium Markerboard
DTMA2448F	Laminate Flat Edge (F)	24"d x 48"w	Adjustable 25" - 34"	1	3.7	61.6	\$1,080	\$1,230
DTMA2454F	Laminate Flat Edge (F)	24"d x 54"w	Adjustable 25" - 34"	1	4.5	75.0	\$1,120	\$1,295
DTMA2460F	Laminate Flat Edge (F)	24"d x 60"w	Adjustable 25" - 34"	1	4.5	87.9	\$1,165	\$1,340
DTMA2472F	Laminate Flat Edge (F)	24"d x 72"w	Adjustable 25" - 34"	1	5.3	91.9	\$1,190	\$1,380
DTMA3060F	Laminate Flat Edge (F)	30"d x 60"w	Adjustable 25" - 34"	1	5.5	95.8	\$1,210	\$1,385
DTMA3072F	Laminate Flat Edge (F)	30"d x 72"w	Adjustable 25" - 34"	1	6.5	114.8	\$1,275	\$1,470
DTMA3672F	Laminate Flat Edge (F)	36"d x 72"w	Adjustable 25" - 34"	1	7.7	129.6	\$1,300	\$1,517

Model Builder

Model	1st Option Glide	2nd Option Frame Color	3rd Option Top Laminate	4th Option Edge Color
	Nylon (3) \$0 Steel (1) \$0	Black (7) \$0 Titanium (4) \$0 White (W) \$87	See Appendix A	See Appendix A
DTMA2454F	1	4	7M	0

Model Example: DTMA2454F.1.4.7M.0

artcobell

Application & Specification Rules

- > Frame ONLY
- > 2.0" x 2.0" 14-gauge legs with 1" x 3" 14-gauge fully welded unitized legs and frame. 30"d and 36"d frames include two (2) 13 gauge L-channel cross-supports.
- > Frames and tops are priced and specified separately
- > Frames and tops ship in separate cartons, field assembly of tops required
- > Standard with nylon glide. Optional steel glide available.
- > Specify frame paint color. Insert is painted to match frame
- > Optional caster packs available for field installation. see page 97
- > Includes attachment hardware for laminate tops



Model	Size	Description	Units Per Ctn	Cubes Each	Lbs Each	List Price Each
DTMF-RC2448S	24" x 48"	25" - 42" Tall Adjustable Leg (S)	2	12.3	54.8	\$900
DTMF-RC2454S	24" x 54"	25" - 42" Tall Adjustable Leg (S)	2	13.9	56.7	\$933
DTMF-RC2460S	24" x 60"	25" - 42" Tall Adjustable Leg (S)	2	15.4	58.6	\$964
DTMF-RC2472S	24" x 72"	25" - 42" Tall Adjustable Leg (S)	2	18.4	52.5	\$1,007
DTMF-RC3060S	30" x 60"	25" - 42" Tall Adjustable Leg (S)	2	18.9	60.5	\$1,018
DTMF-RC3072S	30" x 72"	25" - 42" Tall Adjustable Leg (S)	2	22.6	64.4	\$1,029
DTMF-RC3672S	36" x 72"	25" - 42" Tall Adjustable Leg (S)	2	26.9	66.3	\$1,050

Model Builder

Model	•	1st Option Glide	•	2nd Option Frame Color
		Nylon (3) \$0 Steel (1) \$0		Black (7) \$0 Titanium (4) \$0
DTMF-RC2448S	•	3	•	4

Model Example: DTMF-RC2448S.3.4

Application & Specification Rules

- > Top ONLY
- > Use with Maker Space table frames only
- > Tops and frames are priced and specified separately
- > Tops and frames ship in separate cartons, field assembly of tops required



Model	Size	Units Per Ctn	Cubes Each	Lbs Each	List Price Each Standard	List Price Each Premium Marker-board
1 1/8" Laminate Flat Edge (F)						
DTMT-RC2448F	24" x 48"	1	3.7	44.4	\$343	\$493
DTMT-RC2454F	24" x 54"	1	4.5	51.7	\$397	\$572
DTMT-RC2460F	24" x 60"	1	4.5	58.9	\$407	\$582
DTMT-RC2472F	24" x 72"	1	5.3	69.7	\$429	\$619
DTMT-RC3060F	30" x 60"	1	5.5	72.6	\$407	\$582
DTMT-RC3072F	30" x 72"	1	6.5	90.6	\$483	\$678
DTMT-RC3672F	36" x 72"	1	7.7	108.2	\$504	\$721

Model Builder

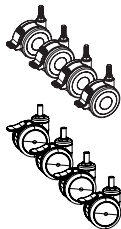
Model	• 1st Option Top Color	• 2nd Option Edge Color
	See Appendix A	See Appendix A
DTMT-RC2448F	• 7M	• 4

Model Example: DTMT-RC2448E.7M.4

Caster Pack

Application & Specification Rules

- > Use with all medium or heavy duty table legs
- > Recommended weight capacity per caster = 125 lbs. (e.g., 2 casters = 250 lb. capacity)
- > Adjustable height table may be used with two (2) or four (4) casters
- > Adjustable height range with casters varies with caster selection

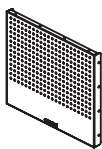


Model	Description	Units Per Ctn	Cubes Each	Lbs Each	List Price Each Each
TA-CPTD3	Locking 4-Pack 75mm	4	0.1	2	\$100
TA-CPMS75T4	Locking 4-Pack 75mm NXT MOV Caster for DTMA + DTMF	4	0.2	2	\$231

Table End Panel Kit

Application & Specification Rules

- > Use with Maker Space table frame only
- > Maker Space table frame is priced and specified separately
- > Kit includes two (2) end panels and mounting hardware. Panels fit between legs.
- > Standard metal peg-board design, 1/4" holes on 1" centers
- > Field installation required, frames are not pre-drilled
- > Available in markerboard white finish only



Model	Description	Units Per Ctn	Cubes Each	Lbs Each	List Price Each Each
MSTA-EP2420.W	Maker Space, End panel kit for 24" depth tables = 17.25" x 20"	1-Pair	1	21	\$380
MSTA-EP3020.W	Maker Space, End panel kit for 30" depth tables = 23.25" x 20"	1-Pair	1.22	26	\$495
MSTA-EP3620.W	Maker Space, End panel kit for 36" depth tables = 29.25" x 20"	1-Pair	1.47	32	\$528

Lower Shelf Kit

Application & Specification Rules

- > Must be used in conjunction with Maker Space end panel kit
- > 16"d shelves used with 24"d tables
12"d shelves used with 30"d tables
14"d shelves used with 36"d tables
- > 16"d shelf standard without back stop
- > Steel construction with full width square steel tube support on front and back sides
- > 12"d and 14"d shelf is standard with a 1.0"h full width back stop
- > Shelves may be installed at the same or different heights with backstop facing in or out
- > Shelves mount directly to Maker Space end panels. End panels allow mounting in 1.0" increments

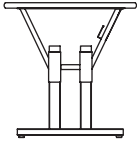


Model	Description	Units Per Ctn	Cubes Each	Lbs Each	List Price Each Each
MSTA-SL4816.4	Maker Space, Table, Lower Shelf Kit, 48"w x 16"d, Titanium	1 each	0.76	24	\$309
MSTA-SL4816.7	Maker Space, Table, Lower Shelf Kit, 48"w x 16"d, Black	1 each	0.76	24	\$309
MSTA-SL5416.4	Maker Space, Table, Lower Shelf Kit, 54"w x 16"d, Titanium	1 each	0.85	27	\$320
MSTA-SL5416.7	Maker Space, Table, Lower Shelf Kit, 54"w x 16"d, Black	1 each	0.85	27	\$320
MSTA-SL6016.4	Maker Space, Table, Lower Shelf Kit, 60"w x 16"d, Titanium	1 each	0.94	30	\$360
MSTA-SL6016.7	Maker Space, Table, Lower Shelf Kit, 60"w x 16"d, Black	1 each	0.94	30	\$360
MSTA-SL7216.4	Maker Space, Table, Lower Shelf Kit, 72"w x 16"d, Titanium	1 each	1.13	36	\$700
MSTA-SL7216.7	Maker Space, Table, Lower Shelf Kit, 72"w x 16"d, Black	1 each	1.13	36	\$700
MSTA-SL6012.4	Maker Space, Table, Lower Shelf Kit, 60"w x 12"d, Titanium	1-Pair	1.25	40	\$506
MSTA-SL6012.7	Maker Space, Table, Lower Shelf Kit, 60"w x 12"d, Black	1-Pair	1.25	40	\$506
MSTA-SL7212.4	Maker Space, Table, Lower Shelf Kit, 72"w x 12"d, Titanium	1-Pair	1.5	48	\$776
MSTA-SL7212.7	Maker Space, Table, Lower Shelf Kit, 72"w x 12"d, Black	1-Pair	1.5	48	\$776
MSTA-SL7214.4	Maker Space, Table, Lower Shelf Kit, 72"w x 14"d, Titanium	1-Pair	1.9	60	\$1,150
MSTA-SL7214.7	Maker Space, Table, Lower Shelf Kit, 72"w x 14"d, Black	1-Pair	1.9	60	\$1,150



Application & Specification Rules

- > Always ships fully cartoned. 1-per carton
- > Height adjustable 25" – 32", 1" increments
- > 1 1/8" core standard
- > 60" and 72" tables standard with 2 grommets. 36" and 48" tables standard with one grommet
- > Double post leg, includes wire management panel field installed



Model	Description	Size	Leg Type Height	Units Per Ctn	Cubes Each	Lbs Each	List Price Each Standard	List Price Each Premium Markerboard
CY13F	Laminate Flat Edge (F)	24" x 36"	Adjustable 25" - 32"	1	3.3	73.0	\$847	\$997
CY14F	Laminate Flat Edge (F)	24" x 48"	Adjustable 25" - 32"	1	4.3	88.5	\$857	\$1,007
CY15F	Laminate Flat Edge (F)	24" x 60"	Adjustable 25" - 32"	1	6.1	104.0	\$949	\$1,124
CY16F	Laminate Flat Edge (F)	24" x 72"	Adjustable 25" - 32"	1	7.2	119.7	\$1,007	\$1,202
CY03F	Laminate Flat Edge (F)	30" x 36"	Adjustable 25" - 32"	1	4.5	90.2	\$867	\$1,017
CY04F	Laminate Flat Edge (F)	30" x 48"	Adjustable 25" - 32"	1	6.0	109.0	\$980	\$1,130
CY05F	Laminate Flat Edge (F)	30" x 60"	Adjustable 25" - 32"	1	7.4	138.0	\$1,179	\$1,354
CY06F	Laminate Flat Edge (F)	30" x 72"	Adjustable 25" - 32"	1	8.9	155.0	\$1,329	\$1,519

Model Builder

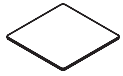
Model	1st Option Glide/Caster	2nd Option Frame Color	3rd Option Top Laminate	4th Option Edge Color
	Nylon (3) \$0 Casters (8) \$82	Black (7) \$0 Titanium (4) \$0	See Appendix A	See Appendix A
CY14F	3	4	7M	0

Model Example: CY14F.3.77M.0



Application & Specification Rules

- > Tops and bases are priced and specified separately
- > Separately specified 3" round grommets available for field installation. See page 108 (TA-GR3)
- > Use two (2) bases for racetrack tops
- > Tops and bases ship in separate cartons, field assembly of tops required
- > 11/8" core standard
- > Use a single base for 36" and 42" square or round tops. 42" square top recommended only for 30" seated height applications.



Model	Description	Size	Units Per Ctn	Cubes Each	Lbs Each	List Price Each Standard	List Price Each Premium Marker-board
Square							
DCT-SQ30F	Laminate Flat Edge (F)	30"	1	1.5	31.9	\$280	\$455
DCT-SQ36F	Laminate Flat Edge (F)	36"	1	2.1	44.0	\$300	\$475
Round							
DCT-RD30F	Laminate Flat Edge (F)	30"	1	1.5	25.0	\$280	\$455
DCT-RD36F	Laminate Flat Edge (F)	36"	1	2.1	37.9	\$300	\$475
DCT-RD42F	Laminate Flat Edge (F)	42"	1	5.2	58.2	\$430	\$605
Racetrack							
DCT-RT3372F	Laminate Flat Edge (F)	33" x 72"	1	5.8	76.0	\$460	\$677



Model Builder









Model	•	1st Option Top Laminate	•	2nd Option Edge Color
		See Appendix A		See Appendix A
DCT-RD30F	•	7M	•	4

Model Example: DCT-RD30F.7M.4



Application & Specification Rules

- > Available in 30", 36" and 42" café heights
- > Bases available in titanium + black, and include nylon leveling glides.
- > Specify one (1) base per round and square tops and two (2) bases for racetrack tops. 42" square top recommended only for 30" seated height applications.
- > X-Bases models are specified as one unit. They ship in (2) boxes: 1 X-base and mounting plate, and 1-column. Field assembly required
- > Disc-Bases are specified as one unit. They ship in (2) boxes: 1-circular disc base, and 1-column with mounting plate. Field assembly required

Model	Description	Base Cubes Each	Base Lbs Each	Column Cubes Each	Column Lbs Each	List Price Each
Base Assembly 30" Table Height						
 DCBX-3030.4	X Café Base, 30" Base, 30" Column, Titanium	0.5	24.0	2.8	7.0	\$830
 DCBX-3030.7	X Café Base, 30" Base, 30" Column, Black	0.5	24.0	2.8	7.0	\$830
Base Assembly 36" Table Height						
 DCBR-1830.4	Disc Base, 18" dia x 30"h, Titanium	0.5	14.2	2.8	30.2	\$350
 DCBR-1830.7	Disc Base, 18" dia x 30"h, Black	0.5	14.2	2.8	30.2	\$336
 DCBR-2430.4	Disc Base, 24" dia x 30"h, Titanium	0.8	24.5	2.8	30.2	\$420
 DCBR-2430.7	Disc Base, 24" dia x 30"h, Black	0.8	24.5	2.8	30.2	\$420
Base Assembly 42" Table Height						
 DCBX-3036.4	X Café Base, 30" Base, 36" Column, Titanium	0.5	24.0	3.3	8.0	\$860
 DCBX-3036.7	X Café Base, 30" Base, 36" Column, Black	0.5	24.0	3.3	8.0	\$860
Base Assembly 42" Table Height						
 DCBX-3042.4	X Café Base, 30" Base, 42" Column, Titanium	0.5	24.0	4.0	9.0	\$890
 DCBX-3042.7	X Café Base, 30" Base, 42" Column, Black	0.5	24.0	4.0	9.0	\$890
 DCBR-1842.4	18" dia x 42"h, Titanium	0.5	14.2	4.0	41.4	\$399
 DCBR-1842.7	18" dia x 42"h, Black	0.5	14.2	4.0	41.4	\$399
 DCBR-2442.4	24" dia x 42"h, Titanium	0.8	24.5	4.0	41.4	\$473
 DCBR-2442.7	24" dia x 42"h, Black	0.8	24.5	4.0	41.4	\$473

Application Guide

	Square Top		Round Top			Racetrack Top
	30"	36"	30"	36"	42"	33" x 72"
30" Table Height	DCBR-1830	DCBR-2430	DCBR-1830	DCBR-2430	DCBR-2430	DCBR-1830
	DCBX-3030	DCBX-3030	DCBX-3030	DCBX-3030	DCBX-3030	DCBX-3030
36" Table Height	DCBX-3036	DCBX-3036	DCBX-3036	DCBX-3036	DCBX-3036	DCBX-3036
42" Table Height	DCBR-1842	DCBR-2442	DCBR-1842	DCBR-2442	DCBR-2442	DCBR-1842
	DCBX-3042	DCBX-3042	DCBX-3042	DCBX-3042	DCBX-3042	DCBX-3042



Application & Specification Rules








> Always ships fully cartoned.

> Tops and legs ship in separate cartons

> Specified and priced as a complete table (top & legs)

> 1 1/8" core standard

> Seated Height 21"-29" legs

Model	Top Material Edge	Size	Units Per Ctn	Cubes Each	Lbs Each	List Price Each Standard	List Price Each Premium Markerboard	
Rectangle								
	1206F	Laminate Flat Edge (F)	24" x 36"	1	2.5	42.8	\$433	\$583
	1210F	Laminate Flat Edge (F)	24" x 48"	1	3.7	58.6	\$455	\$605
	1235F	Laminate Flat Edge (F)	24" x 60"	1	4.5	69.5	\$509	\$684
	1246F	Laminate Flat Edge (F)	24" x 72"	1	5.3	79.0	\$520	\$710
	1220F	Laminate Flat Edge (F)	30" x 48"	1	4.5	61.5	\$476	\$626
	1230F	Laminate Flat Edge (F)	30" x 60"	1	5.5	79.4	\$509	\$690
	1250F	Laminate Flat Edge (F)	30" x 72"	1	6.5	98.4	\$585	\$780
	1240F	Laminate Flat Edge (F)	36" x 60"	1	6.5	98.4	\$563	\$753
	1260F	Laminate Flat Edge (F)	36" x 72"	1	7.7	109.4	\$596	\$813
Round								
	1281F	Laminate Flat Edge (F)	42"	1	5.2	65.9	\$509	\$684
	1280F	Laminate Flat Edge (F)	48"	1	6.7	84.3	\$531	\$706
Square								
	1205F	Laminate Flat Edge (F)	36" x 36"	1	2.9	61.3	\$433	\$608
	1215F	Laminate Flat Edge (F)	42" x 42"	1	5.5	78.7	\$509	\$684
	1225F	Laminate Flat Edge (F)	48" x 48"	1	7.0	92.3	\$531	\$706
Half Round								
	1285F	Laminate Flat Edge (F)	48"	1	3.7	51.0	\$455	\$635
Trapezoid								
	1290F	Laminate Flat Edge (F)	26" x 60"	1	5.1	58.1	\$488	\$663
Horseshoe								
	1277F	Laminate Flat Edge (F)	60" x 66"	1	12.3	125.0	\$887	\$1,208
Kidney								
	1275F	Laminate Flat Edge (F)	48" x 72"	1	10.1	107.0	\$779	\$1,055

Model Builder

Model	1st Option Glide/Caster	2nd Option Frame Color	3rd Option Top Laminate	4th Option Edge Color
	Nylon (3) \$0	Black (7) \$0 Titanium (4) \$0	See Appendix A	See Appendix A
1275F	3	4	7M	4

Model Example: 1275F.3.4.7M.4



Application & Specification Rules

- > Always ships fully cartoned.
 > 1 1/8" core standard
- > Tops and legs ship in separate cartons
 > Seated Height 21"-29" legs
- > Specified and priced as a complete table (top & legs)

Model	Top Material Edge	Size	Units Per Ctn	Cubes Each	Lbs Each	List Price Each Standard	List Price Each Premium Markerboard
Clover							
128CF	Laminate Flat Edge (F)	48"	1	6.0	64.9	\$541	\$716
Flower							
128FF	Laminate Flat Edge (F)	60"	1	11.2	119.0	\$801	\$1,122



Model Builder

Model	1st Option Glide/Caster	2nd Option Frame Color	3rd Option Top Laminate	4th Option Edge Color
	Nylon (3) \$0	Black (7) \$0 Titanium (4) \$0	See Appendix A	See Appendix A
1275F	3	4	7M	4


Model Example: 1275F.3.4.7M.4

artcobell



Application & Specification Rules

- > Standard 3/4" MDF with HPL surface and Permatuff Edge (N)
- > Standard with couplings for ganging
- > Markerboard laminates not available
- > UL Listed UL2040 Folding Rollaway Tables



Model	Top Material Edge	Size	Bench Height	Units Per Ctn	Cubes Each	Lbs Each	List Price Each
ABC89PN	Laminate Permatuff Edge (N)	8'w x 29"h	17"	1	30.0	136.0	\$2,037

Model Builder

Model	•	1st Option Frame Color	•	2nd Option Top Laminate	•	3rd Option Bench Laminate
		Titanium (4) Black (7)	\$0 \$0	See Appendix A		See Appendix A
ABC89PN	•	4	•	7M	•	7M

Model Example: ABC89PN.4.7M.7M

artcobell

TEACHER STATIONS



STATEMENT OF LINE

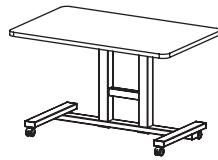
TEACHER STATIONS



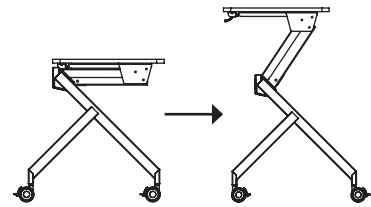
Check out our laminate and NEW edge band colors.




ATPA1F
ARISE Podium



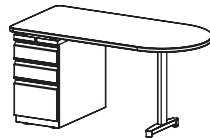
ATPA2F
ARISE Double



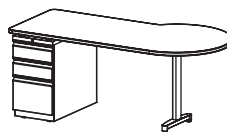
STS-RC2228E
Sit-to-Stand



Rectangular | T-Leg



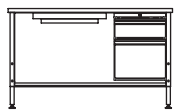
D-Shape | T-Leg



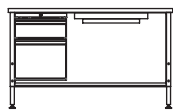
P-Shape | T-Leg

Discover Teacher Desks

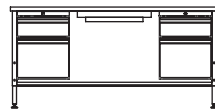
(Specified as individual components)



D4R0HF
D400 Series



D4L0HF



D500HF
D500 Series



Application & Specification Rules

- > Fully welded base standard with 50mm hard wheel locking casters
- > Smooth and efficient pneumatic cylinder, one-hand operation
- > Recommended accessories are specified separately and field installed. Tops are not pre-drilled.
- > Unit ships KD, field assembly required
- > Available in titanium and black painted finish
- > TA-1BBP16 compatible with Arise Double (ATPA2) ONLY.

Single



Model	Description	Units Per Ctn	Cubes Each	Lbs Each	List Price Each Standard	List Price Each Premium Markerboard
ATPA1F	24" x 36" Top, Banded Flat Edge, Height Adjustable 29"- 48.5"	1	4.7	88.0	\$1,854	\$2,004

Model Builder

Model	1st Option Base Finish	2nd Option Top Laminate	3rd Option Edge Color
	Titanium (4) \$0 Black (7) \$0	See Appendix A \$0	See Appendix A
ATPA1F	4	7M	4

Model Example: ATPA1F.4.7M.4

Double



Model	Description	Units Per Ctn	Cubes Each	Lbs Each	List Price Each Standard	List Price Each Premium Markerboard
ATPA2F-RC33	30" x 48" Top, Banded Flat Edge	1	4.5	54.3	\$357	\$507
ATPA2F-RC34	30" x 54" Top, Banded Flat Edge	1	5.5	63.5	\$399	\$574
ATPA2F.Base.4	Double Post ATPA base only, Titanium	1	2.1	28.0	\$683	n/a
ATPA2F.Base.7	Double Post ATPA base only, Black	1	2.1	28.0	\$683	n/a
ATPA2F.Column.4	Double Post ATPA column only, Height Adjustable 29"- 48.5", Titanium	1	4.1	48.0	\$1,943	n/a
ATPA2F.Column.7	Double Post ATPA column only, Height Adjustable 29"-48.5", Black	1	4.1	48.0	\$1,943	n/a

Model Builder (top)

Model	1st Option Top Laminate	2nd Option Edge Color
	See Appendix A \$0	See Appendix A \$0
ATPA2F-RC33	7M	4

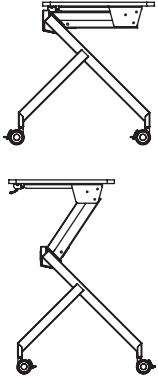
Model Example: ATPA2F-RC33.7M.4.



Sit-to-Stand Desk

Application & Specification Rules

- > Always ships fully cartoned, one unit per carton
- > Ships assembled. Casters are field installed.








Model	Size	Top Material Edge	Height	Units Per Ctn	Cubes Each	Lbs Each	List Price Each Standard	List Price Each Premium Markerboard
STS-RC2228E	22"x28"	Laminate 3/4" core Banded Flat Edge (E)	28"-41"	1.0	10.9	54.0	\$1,442	\$1,504

Model Builder

Model	• 1st Option Frame Color	• 2nd Option Top Color	• 3rd Option Edge Color
	Titanium (4) \$0	See Appendix A	See Appendix A
STS-RC2228E	• 4	• 4E	• 4

Model Example: STS-RC2228E.4.4E.4




Model	Description	Units Per Ctn	Cubes Each	Lbs Each	List Price Each
Poly Book Box, Single Pack					
 TA-1BBP16	16"w x 13.25"d x 3.5"h, Poly	1	1.5	3.0	\$53
Wire Book Box, Single Pack					
 TA-1BBW15	15"w x 13.25"d x 5.25"h, Chrome	1	1.4	4.0	\$110
Rails/Totes (totes also work with Makerspace Cabinets)					
TA-TTR.2	Tote Tray Rails	2 PK	0.5	1.0	\$150
TA-TTR.6	Tote Tray Rails	6 PK	1.0	3.0	\$440
MSCA-TK1203.T	Tray Kit, 3"h x 12"w, Translucent, 6-Pack	6 PK	1.6	10.6	\$210
Backpack Hook					
 TA-BPH1	2.25"w x 1.22"d x 2.35"h, Chrome, 1-Pack	1	0.1	0.1	\$25
Grommet					
 TA-GR3	3" Round Grommet (Black)	1	0.2	<1	\$21
Mobile Pedestal					
 DPM-BFR.L.4	Box/File, Locking (Titanium)	1	6.0	61.0	\$599
DPM-BFR.L.7	Box/File, Locking (Black)	1	6.0	61.0	\$599

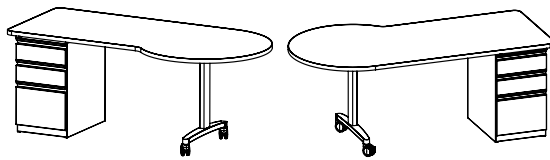


Application & Specification Rules


- > Specify Top, Pedestal, Leg Kit and Accessories. All components specified, priced and shipped separately
- > Requires field installation of top, pedestal and legs

Tops

Model	Size	Units Per Ctn	Cubes Each	Lbs Each	List Price Each Standard	List Price Each Premium Markerboard
Rectangular Top						
 DTDT-RC2448F	24"d x 48"w	1	3.7	44.4	\$336	\$486
DTDT-RC2460F	24"d x 60"w	1	4.5	58.9	\$378	\$553
DTDT-RC2472F	24"d x 72"w	1	5.3	69.7	\$446	\$636
DTDT-RC3048F	30"d x 48"w	1	4.5	54.3	\$357	\$507
DTDT-RC3060F	30"d x 60"w	1	5.5	72.6	\$399	\$574
DTDT-RC3072F	30"d x 72"w	1	6.5	90.6	\$502	\$697
D-Shape Top						
 DTDT-D3060F	30"d x 60"w	1	5.5	72.6	\$420	\$595
DTDT-D3072F	30"d x 72"w	1	6.5	90.6	\$494	\$689
P-Shape Top						
 DTDT-PR3072F	30"d x 72"w	1	7.7	108.2	\$525	\$720
DTDT-PL3072F	30"d x 72"w	1	7.7	108.2	\$525	\$720



Both configurations use top: **DTDT-PR3072**




Both configurations use top: **DTDT-PL3072**

Model Builder

Model	Option 1 Top Laminate	Option 2 Edge Color
	See Appendix A	See Appendix A
DTDT-RC3072F	7M	4

Model Example: DTDT-RC3072F.7M.4

Leg Supports

Model	Description	Units Per Ctn	Cubes Each	Lbs Each	List Price Each
 DTLK-1TF29C.4	18" T-Leg, 1Pk, 75mm Casters, Titanium	1	0.9	6.0	\$315
DTLK-1TF29C.7	18" T-Leg, 1Pk, 75mm Casters, Black	1	0.9	6.0	\$315
DTLK-1TF2924C.4	24" T-Leg, 1 Pk, 75mm Casters, Titanium	1	0.9	6.0	\$315
DTLK-1TF2924C.7	24" T-Leg, 1 Pk, 75mm Casters, Black	1	0.9	6.0	\$315

Pedestals

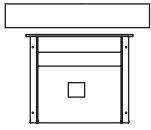
- > File drawer has high sides for front to back filing
- > Box drawer includes pencil tray and drawer divider
- > Drawers feature steel ball-bearing drawer slides
- > File drawer includes follower block
- > Standard with lock / keyed alike
- > Standard with full radius drawer pull



Model	Drawers	Description	Units Per Ctn	Cubes Each	Lbs Each	List Price Each
DPF-BBFR.L.4	Box/Box/File	27"h x 15"w x 23"d, Casters, Titanium	1	9.8	52.0	\$756
DPF-BBFR.L.7	Box/Box/File	Freestanding Support Pedestal, Casters, Black	1	9.8	52.0	\$756

Center Drawer

> Field installed only

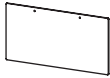


Model	Description	Units Per Ctn	Cubes Each	Lbs Each	List Price Each
TA-CD.4	Titanium, 2.5”h x 20.75”w x 19.75”d	1	1.4	12.0	\$158
TA-CD.7	Black, 2.5”h x 20.75”w x 19.75”d	1	1.4	12.0	\$158

Screens

> 12”h screens may be installed in two positions. Up as a privacy screen (9”h above work surface) or down as a modesty panel (12” below work surface)

> Clear-frosted acrylic screens, includes brackets and hardware for field installation



Model	Size	Units Per Ctn	Cubes Each	Lbs Each	List Price Each
TA-SA1224.F	12”h x 24”w	1	0.3	4.0	\$220
TA-SA1236.F	12”h x 36”w	1	0.5	5.8	\$324

Grommet

Application & Specification Rules

> Fits in 3” round hole, field installed

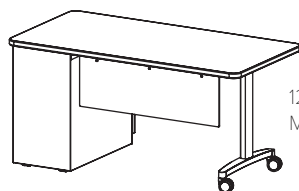
> Black only, no color specification



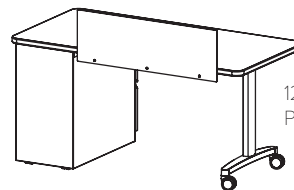
Model	Description	Units Per Ctn	Cubes Each	Lbs Each	List Price Each
TA-GR3	3” Round Black Only	1	0.2	< 1	\$21

Application Guide | Teacher Desk

Top Shape	Pedestal Configuration	Desk Width	Use Screen Width
Rectangular	Single	48”w	24”w Screen
		60”w	36”w Screen
		72”W	36”w Screen
D-Shape	Single	60”W	24”w Screen
		72”W	36”w Screen
P-Shape	Single	72”W	24”w Screen



12”h Screen Modesty Position

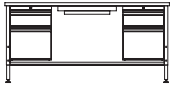


12”h Screen Privacy Position

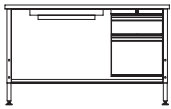


Application & Specification Rules

- > All desks are height adjustable 27" – 36" in 1" increments
- > Fully welded frame and modesty panel
- > Special pallet required for LTL shipping. See note at bottom of page
- > 3" casters must be purchased separately for field installation. Casters extend height range to 38"
- > Specify 3" round grommet separately for field installation. See page 108 (TA-GR3)
- > All pedestals are box/file configuration. Pedestals are standard locking with common key
- > All models standard with non-locking center drawer



D500HF shown



D4R0HF shown

Model	Description	Size	Units Per Ctn	Cubes Each	Lbs Each	List Price Each Standard	List Price Each Premium Markerboard
D500 Series							
D500HF	Double Pedestal, Center Drawer, Flat Edge (F)	30" x 60"	1	29.2	178.0	\$2,100	\$2,275
D400 Series							
D4R0HF	Single Pedestal, RH, Center Drawer, Flat Edge (F)	30" x 48"	1	23.6	147.2	\$1,597	\$1,747
D4L0HF	Single Pedestal, LH, Center Drawer, Flat Edge (F)	30" x 48"	1	23.6	147.2	\$1,597	\$1,747

Model Builder

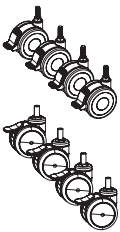
Model	1st Option Glide/Caster	2nd Option Frame Color	3rd Option Top Laminate	4th Option Edge Color
	Nylon (3) \$0	Black (7) \$0	See Appendix A	See Appendix A
D500HF	3	7	3L	0

Model Example: D500HF.3.7.4L.0

Caster Pack

Application & Specification Rules

- > Use with all medium or heavy duty table legs
- > Recommended weight capacity per caster = 125 lbs. (e.g., 2 casters = 250 lb. capacity)
- > Adjustable height table may be used with two (2) or four (4) casters
- > Adjustable height range with casters varies with caster selection



Model	Description	Units Per Ctn	Cubes Each	Lbs Each	List Price Each Each
TA-CPTD3	Locking 4-Pack 75mm	4	0.1	2	\$100
TA-CPMS75T4	Locking 4-Pack 75mm NXT MOV Caster for DTMA + DTMF	4	0.2	2	\$231

LTL Carton Information

- > Specify for all LTL shipments
- > One LTL pack required per desk
- > Use for D400 and D500 Series only

Model	Description	List Price Each
SPD4	Use with D4 pre fix models	\$70
SPD5	Use with D5 pre fix models	\$70

STORAGE

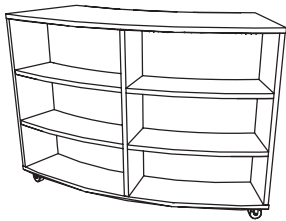


STATEMENT OF LINE

STORAGE



NOW AVAILABLE.
New TFL designs
added to Storage
options.



ASFVSC-1742F
ASFVSC-1748F

**Single
Radius Cabinet**
Mobile Shelves



ADFVSC-2042F
ADFVSC-2048F

**Double Face
Radius Cabinet**



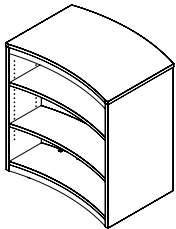
ASFVS-1742F
ASFVS-1748F

**Single
Linear Cabinet**



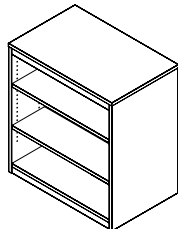
ADFVS-2042F
ADFVS-2048F

**Double Face
Linear Cabinet**



ADFMC-2442F
ADFMC-2448F

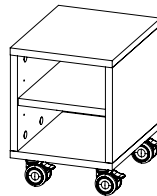
**Double Face
Curved**



ADFM-2442F
ADFM-2448F

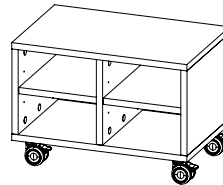
**Double Face
Linear**

Mobile Library Shelves

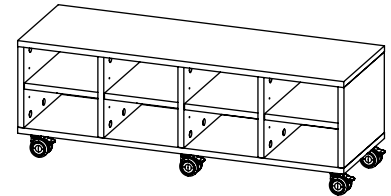


AMTC2

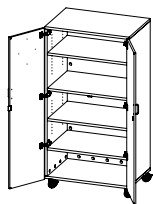
Mobile Cubbies



AMTC4



AMTC8



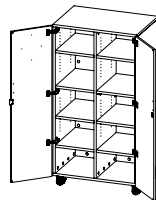
ALTS-3668
ALTS-4868

Shelves



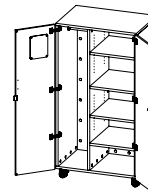
ALTSFD-3668
ALTSFD-4868

Shelves w/File



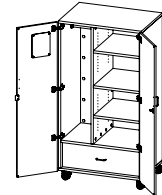
ALDS-3668
ALDS-4868

Divided Shelves



ALTW-3668
ALTW-4868

Shelves



ALTWFD-3668
ALTWFD-4868


Shelves w/File

Tall Mobile Storage (Shelves)

Wardrobe Mobile Storage

STATEMENT OF LINE

STORAGE



MSC-230PX
30" h

MSC-242PX
42" h

MSC-342PX
42" h

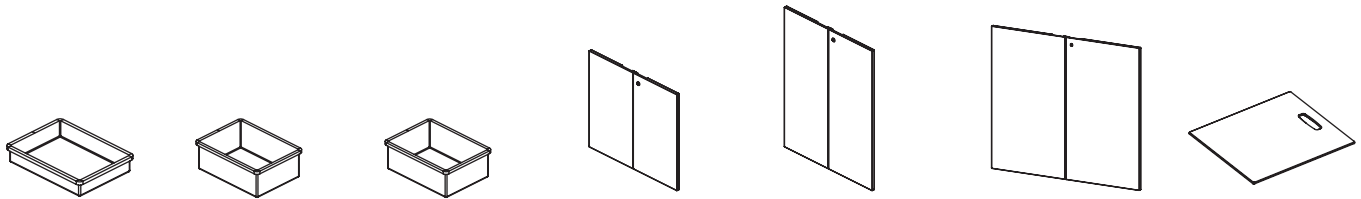
MSC-342PC
42" h

MSC-242PC
42" h

Cabinets w/Rail System

Maker Space Mobile Cabinets

Cabinets w/Cubbies



MSCA-TK1203

MSCA-TK1206

MSCA-TK1212

MSCA-DK2303

MSCA-DK2423

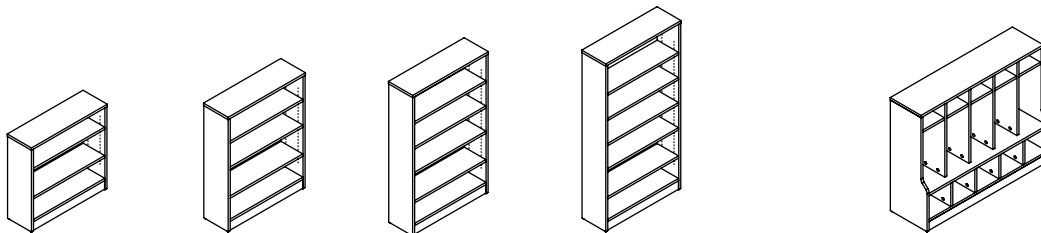
MSCA-DK3423

MSCA-SK1216

Tray Kits

Door Kit

Shelf Kit



A1236MBC

A1248MBC

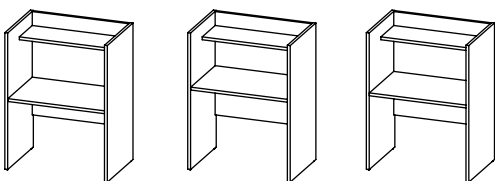
A1260MBC

A1272MBC

ASCL-6048

Book Shelves

Coat Locker



ASC-3648-25

ASC-3648-27

ASC-3648-29

Study Carrels



Application & Specification Rules

- > Ships fully cartoned on pallet.
 - > Note add-on carton pricing for LTL shipments.
 - > Back panels are standard titanium paint finish
- > 1" core standard
 - > Standard with magnets on the outer side for docking
 - > Painted back panel (black, white) available for premium
- > Standard with 75mm NXT MOV (grey) locking casters
 - > Edge band matches laminate selection
 - > Works with Soft Seating SS-BC18 Curved Bench and SS-RC1842 Rectangle Bench



Base Model	Description	Size	Cubes Each	Lbs Each	List Price Each Standard
Curved Mobile Shelves: Single-Sided					
ASFVSC-1742F.4	Curved, Single-Sided, Titanium	42"h x 60"w x 17"d	36.5	228	\$2,678
ASFVSC-1742F.W	Curved, Single-Sided, White	42"h x 60"w x 17"d	36.5	228	\$2,987
ASFVSC-1742F.7	Curved, Single-Sided, Black	42"h x 60"w x 17"d	36.5	228	\$2,987
ASFVSC-1748F.4	Curved, Single-Sided, Titanium	48"h x 60"w x 17"d	41.8	260	\$3,080
ASFVSC-1748F.W	Curved, Single-Sided, White	48"h x 60"w x 17"d	41.8	260	\$3,389
ASFVSC-1748F.7	Curved, Single-Sided, Black	48"h x 60"w x 17"d	41.8	260	\$3,389
SP-ASFVSC	LTL carton packaging for Cabinets				\$151



Curved Mobile Shelves: Double-Sided					
ADFVSC-2042F.4	Curved, Double-Sided, Titanium	42"h x 60"w x 20"d	42.7	267	\$3,193
ADFVSC-2042F.W	Curved, Double-Sided, White	42"h x 60"w x 20"d	42.7	267	\$3,502
ADFVSC-2042F.7	Curved, Double-Sided, Black	42"h x 60"w x 20"d	42.7	267	\$3,502
ADFVSC-2048F.4	Curved, Double-Sided, Titanium	48"h x 60"w x 20"d	48.8	305	\$3,672
ADFVSC-2048F.W	Curved, Double-Sided, White	48"h x 60"w x 20"d	48.8	305	\$3,981
ADFVSC-2048F.7	Curved, Double-Sided, Black	48"h x 60"w x 20"d	48.8	305	\$3,981
SP-ADFVSC	LTL carton packaging for Cabinets				\$153



Linear Mobile Shelves: Single-Sided					
ASFVS-1742F.4	Linear, Single-Sided, Titanium	42"h x 42"w x 17"d	21.3	142	\$2,369
ASFVS-1742F.W	Linear, Single-Sided, White	42"h x 42"w x 17"d	21.3	142	\$2,678
ASFVS-1742F.7	Linear, Single-Sided, Black	42"h x 42"w x 17"d	21.3	142	\$2,678
ASFVS-1748F.4	Linear, Single-Sided, Titanium	48"h x 42"w x 17"d	24.4	162	\$2,725
ASFVS-1748F.W	Linear, Single-Sided, White	48"h x 42"w x 17"d	24.4	162	\$3,034
ASFVS-1748F.7	Linear, Single-Sided, Black	48"h x 42"w x 17"d	24.4	162	\$3,034
SP-ASFVS	LTL carton packaging for Cabinets				\$145



Linear Mobile Shelves: Double-Sided					
ADFVS-2042F.4	Linear, Double-Sided, Titanium	42"h x 42"w x 20"d	25.8	162	\$2,884
ADFVS-2042F.W	Linear, Double-Sided, White	42"h x 42"w x 20"d	25.8	162	\$3,193
ADFVS-2042F.7	Linear, Double-Sided, Black	42"h x 42"w x 20"d	25.8	162	\$3,193
ADFVS-2048F.4	Linear, Double-Sided, Titanium	48"h x 42"w x 20"d	29.5	185	\$3,317
ADFVS-2048F.W	Linear, Double-Sided, White	48"h x 42"w x 20"d	29.5	185	\$3,626
ADFVS-2048F.7	Linear, Double-Sided, Black	48"h x 42"w x 20"d	29.5	185	\$3,626
SP-ADFVS	LTL carton packaging for Cabinets				\$147

Model Builder

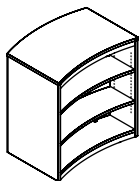
Base Model	•	1st Option Laminate
		See Appendix A
ASFVS-1742F.4	•	7M

Model Example: ASFVS-1742F.4.7M

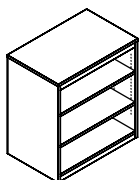


Application & Specification Rules

- > Ships fully cartoned on pallet.
- > 1" core standard
- > Concealed caster models have 75mm NXT MOV (grey) non-locking casters
- > Note add-on carton pricing for LTL shipments.
- > Back panels are standard titanium paint finish. Black and white paint are available for premium.
- > Edge band matches laminate selection



Base Model	Description	Size	Cubes Each	Lbs Each	List Price Each Standard
Double Face Curved					
ADFMC-2442F.4	Curved, Double-Sided, Titanium	42"h x 37.25"w x 24"d	25.0	171.0	\$2,472
ADFMC-2442F.W	Curved, Double-Sided, White	42"h x 37.25"w x 24"d	25.0	171.0	\$2,781
ADFMC-2442F.7	Curved, Double-Sided, Black	42"h x 37.25"w x 24"d	25.0	171.0	\$2,781
ADFMC-2448F.4	Curved, Double-Sided, Titanium	48"h x 37.25"w x 24"d	36.0	245.0	\$2,555
ADFMC-2448F.W	Curved, Double-Sided, White	48"h x 37.25"w x 24"d	36.0	245.0	\$2,864
ADFMC-2448F.7	Curved, Double-Sided, Black	48"h x 37.25"w x 24"d	36.0	245.0	\$2,864
SP-ADFMC	LTL carton packaging for Cabinets				\$145



Base Model	Description	Size	Cubes Each	Lbs Each	List Price Each Standard
Double Face Linear					
ADFM-2442F.4	Linear, Double-Sided, Titanium	42"h x 37.25"w x 24"d	20.3	200.0	\$1,751
ADFM-2442F.W	Linear, Double-Sided, White	42"h x 37.25"w x 24"d	20.3	200.0	\$2,060
ADFM-2442F.7	Linear, Double-Sided, Black	42"h x 37.25"w x 24"d	20.3	200.0	\$2,060
ADFM-2448F.4	Linear, Double-Sided, Titanium	48"h x 37.25"w x 24"d	23.2	227.0	\$1,937
ADFM-2448F.W	Linear, Double-Sided, White	48"h x 37.25"w x 24"d	23.2	227.0	\$2,246
ADFM-2448F.7	Linear, Double-Sided, Black	48"h x 37.25"w x 24"d	23.2	227.0	\$2,246
SP-ADFM	LTL carton packaging for Cabinets				\$146

Model Builder

Base Model	• 1st Option Laminate
	See Appendix A
ADFMC-2442F.4	• 7M

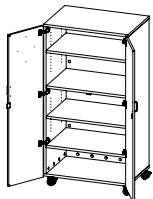
Model Example: ADFMC-2442F.4

artcobell

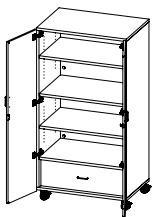


Application & Specification Rules

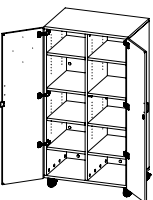
- > Ships fully cartoned on pallet
 > Note add-on carton pricing for LTL shipments.
- > 1" core standard; doors are 3/4" core.
 > Back panels and edge banding match laminate selection.
- > 75mm NXT MOV (grey) locking casters standard



Model	Description	Size	Cubes Each	Lbs Each	List Price Each Standard
Shelves					
ALTS-3668	36"-wide, Tall Storage, casters	68"h x 36"w x 24"d	34.0	451.0	\$2,575
ALTS-4868	48"-wide, Tall Storage, casters	68"h x 48"w x 24"d	45.3	600.0	\$2,781
SP-AL3668	LTL carton packaging for ALTS-3668				\$160
SP-AL4868	LTL carton packaging for ALTS-4868				\$177



Model	Description	Size	Cubes Each	Lbs Each	List Price Each Standard
Shelves w/File					
ALTSFD-3668	36"-wide, Tall Storage w/file drawer, casters	68"h x 36"w x 24"d	34.0	323.0	\$3,090
ALTSFD-4868	48"-wide, Tall Storage w/file drawer, casters	68"h x 48"w x 24"d	45.3	431.0	\$3,914
SP-AL3668	LTL carton packaging for ALTSFD-3668				\$160
SP-AL4868	LTL carton packaging for ALTSFD-4868				\$177



Model	Description	Size	Cubes Each	Lbs Each	List Price Each Standard
Divided Shelves					
ALDS-3668	36"-wide, Tall Storage, divided, casters	68"h x 36"w x 24"d	34.0	320.0	\$2,678
ALDS-4868	48"-wide, Tall Storage, divided, casters	68"h x 48"w x 24"d	45.3	455.0	\$2,936
SP-AL3668	LTL carton packaging for ALDS-3668				\$160
SP-AL4868	LTL carton packaging for ALDS-4868				\$177

Model Builder

Base Model	•	1st Option Laminate
		See Appendix A
ALTS-3668	•	7M

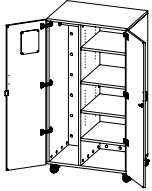
Model Example: ALTS-3668.7M

artcobell

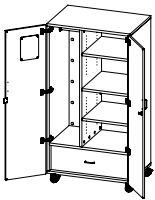


Application & Specification Rules

- > Ships fully cartoned on pallet
- > Note add-on carton pricing for LTL shipments.
- > 1" core standard; doors are 3/4" core.
- > Back panels and edge banding match laminate selection.
- > 75mm NXT MOV (grey) locking casters standard
- > 8x10 mounted mirror standard on left side door



Model	Description	Size	Cubes Each	Lbs Each	List Price Each Standard
Wardrobe					
ALTW-3668	36"-wide, Wardrobe, casters	68"h x 36"w x 24"d	34.0	320.0	\$2,864
ALTW-4868	48"-wide, Wardrobe, casters	68"h x 48"w x 24"d	45.3	455.0	\$3,070
SP-AL3668	LTL carton packaging for ALTW-3668				\$160
SP-AL4868	LTL carton packaging for ALTW-4868				\$177



Model	Description	Size	Cubes Each	Lbs Each	List Price Each Standard
Wardrobe w/File					
ALTWFD-3668	36"-wide, Wardrobe w/file drawer, casters	68"h x 36"w x 24"d	34.0	353.0	\$3,760
ALTWFD-4868	48"-wide, Wardrobe w/file drawer, casters	68"h x 48"w x 24"d	45.3	471.0	\$4,110
SP-AL3668	LTL carton packaging for ALTWFD-3668				\$160
SP-AL4868	LTL carton packaging for ALTWFD-4868				\$177

Model Builder

Base Model	• 1st Option Laminat
	See Appendix A
ALTW-3668	• 7M





Model Example: ALTW3668.7M

artcobell






Application & Specification Rules

- > Cabinets are available in 30" or 42" heights.
- > Top and back panels are not perforated
- > Bottom panel is standard with a 3" round grommet for power or cord management
- > Standard with 75mm casters. Casters ship unattached in carton for field installation. NXT MOV Caster (grey) can be ordered separately and field installed.
- > All panels are standard white paint finish
- > Cabinets are specified and priced WITHOUT trays or shelves
- > Side panels are standard with pegboard holes
- > Frame is standard in titanium paint finish
- > Trays, shelves and other accessories must be specified separately

	Model	Description	Units Per Ctn	Cubes Each	Lbs Each	List Price Each
	2-Column With Rails, 30" h					
	MSC-230PX.4.W	30" h x 30.6" w x 20" d, w/Rails	1	9.4	92.0	\$1,897
	2-Column With Rails, 42" h					
	MSC-242PX.4.W	42" h x 30.6" w x 20" d, w/Rails	1	13.3	112.0	\$2,142
	2-Column With Cubbies, 42" h					
	MSC-242PC.4.W	42" h x 30.6" w x 20" d, w/Cubbies	1	13.3	147.0	\$2,466
	3-Column With Rails, 42" h					
	MSC-342PX.4.W	42" h x 44.5" w x 20" d, w/Rails	1	21.0	168.0	\$3,050
	3-Column With Cubbies, 42" h					
	MSC-342PC.4.W	42" h x 44.5" w x 20" d, w/Cubbies	1	21.0	220.0	\$3,440

Application & Specification Rules

- > 1 rail opening for 3" tray or shelf
- > 2 rail openings for 6" tray
- > Shelf can be substituted for 3" tray

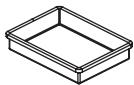
	Model	MSCA-TK1203.T (3" Tray)	MSCA-TK1206.T (6" Tray)	MSCA-TK1212.T (12" Tray)
	MSC-230PX.4.W	12 Trays	6 Trays	4 Trays
	MSC-242PX.4.W	18 Trays	8 Trays (+2 - 3" Trays)	6 Trays
	MSC-342PX.4.W	27 Trays	12 Trays (+3 - 3" Trays)	9 Trays



Tray Kits

Application & Specification Rules

- > Trays are 16.5"D
- > Trays are priced and specified as kits only. Six (6) trays per kit
- > Trays are standard with integrated front handle




Model	Description	Units Per Ctn	Cubes Each	Lbs Each	List Price Each
MSCA-TK1203.T	Makerspace, Tray Kit, 3"h x 12"w x 16.5"d, Translucent, 6-Pack	6 PK	1.6	10.6	\$210
MSCA-TK1206.T	Makerspace, Tray Kit, 6"h x 12"w x 16.5"d, Translucent, 6-Pack	6 PK	2.8	14.4	\$294
MSCA-TK1212.T	Makerspace, Tray Kit, 12"h x 12"w x 16.5"d, Translucent, 2-Pack	2 PK	2.8	14.4	\$174

Shelf Kit

Application & Specification Rules

- > White Acrylic shelves
- > Six (6) shelves per kit
- > Removable. Must lift to remove.
- > Shelf kits are priced and specified as kits only

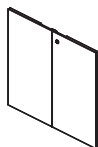


Model	Description	Units Per Ctn	Cubes Each	Lbs Each	List Price Each
MSCA-SK1216.W	Makerspace, Cabinet, Shelf Kit, 12"w x 16"d, 6-Pack	6 PK	0.43	13	\$836

Door Kit

Application & Specification Rules

- > Laminate surfaces
- > Specify for 30" or 42" height cabinet
- > Field installation required
- > Standard locking
- > Titanium painted edge



Model	Description	Units Per Ctn	Cubes Each	Lbs Each	List Price Each Standard	List Price Each Premium Markerboard
MSCA-DK230T	Makerspace, Cabinet, RH & LH Door Kit, 2-Column, 30"h	1 pair	0.78	28.0	\$405	\$625
MSCA-DK242T	Makerspace, Cabinet, RH & LH Door Kit, 2-Column, 42"h	1 pair	1.11	36.0	\$471	\$691
MSCA-DK342T	Makerspace, Cabinet, RH & LH Door Kit, 3-Column, 42"h	1 pair	1.70	54.0	\$625	\$895

Model Builder


Model	1st Option Door Color
	See Appendix A
MSCA-DK230T	7M

Model Example: MSCA-DK230T.7M

Caster Pack

Application & Specification Rules

- > Use with all medium or heavy duty table legs
- > Adjustable height table may be used with two (2) or four (4) casters
- > Adjustable height range with casters varies with caster selection
- > Recommended weight capacity per caster = 125 lbs. (e.g., 2 casters = 250 lb. capacity)



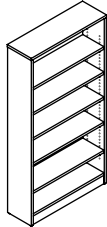
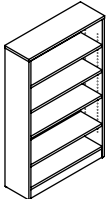
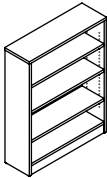
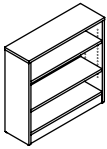
Model	Description	Units Per Ctn	Cubes Each	Lbs Each	List Price Each
TA-CPMS75T4	Locking 4-Pack 75mm NXT MOV Caster	4	0.1	2	\$231

artcobell



Application & Specification Rules

- > Ships fully cartoned on pallet.
 > Note add-on carton pricing for LTL shipments.
- > Bookshelves are 12"d
 > Back panels match shelving and case.
- > 1" core standard
 > Edge band matches laminate selection



Base Model	Description	Cubes Each	Lbs Each	List Price Each Standard
36"h				
A1236MBC	36"h x 37 1/4"w x 12"d	12.1	87.0	\$700
SP-A1236	Super Packs for Bookshelves			\$133
48"h				
A1248MBC	48"h x 37 1/4"w x 12"d	15.9	102.0	\$886
SP-A1248	Super Packs for Bookshelves			\$140
60"h				
A1260MBC	60"h x 37 1/4"w x 12"d	19.8	117.0	\$1,092
SP-A1260	Super Packs for Bookshelves			\$164
72"h				
A1272MBC	72"h x 37 1/4"w x 12"d	23.6	140.0	\$1,250
SP-A1272	Super Packs for Bookshelves			\$171

Model Builder

Base Model	• 1st Option Laminate
	See Appendix A
A1236MBC	• 7M

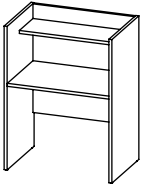
Model Example: A1236MBC.7M

artcobell



Application & Specification Rules

- > Ships fully cartoned on pallet
 - > 1" core standard
 - > Back panels, work surface and edge banding match laminate selection.
- > Note add-on carton pricing for LTL shipments.



Model	Description	Size	Cubes Each	Lbs Each	List Price Each Standard
ASC-3648-25	25"h worksurface	48"h x 36"w x 24"d	24.0	137.0	\$1,442
ASC-3648-27	27"h worksurface	48"h x 36"w x 24"d	24.0	137.0	\$1,442
ASC-3648-29	29"h worksurface	48"h x 36"w x 24"d	24.0	137.0	\$1,442
SP-ASC	Super Packs for Carrels				\$146

Model Builder



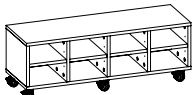
Base Model	•	1st Option Laminates
		See Appendix A
ASC-3648-25	.	7M

Model Example: ASC-3648-25.7M



Application & Specification Rules

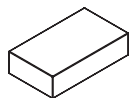
- > Ships fully cartoned. Note add-on carton pricing for LTL shipments.
- > Back panels are standard white TFL
- > 1" core standard
- > Edge band matches laminate selection
- > Standard with 75mm NXT MOV (grey) locking casters
- > Works with Maker Space totes (see page 1159)

Base Model	Description	Size	Cubes Each	Lbs Each	List Price Each Standard
Cubbies					
 AMTC2	One-column rolling storage, includes 1 shelf	19.5"h x 14.5"w x 18.2"d	3.5	50	\$771
SP-AMTC2	Super Packs for AMTC2				\$112
 AMTC4	Two-column rolling storage, includes 2 shelves	19.5"h x 28"w x 18.2"d	5.2	90	\$1,031
SP-AMTC4	Super Packs for AMTC4				\$125
 AMTC8	Four-column rolling storage, includes 4 shelves	19.5"h x 55"w x 18.2"d	7	131	\$1,539
SP-AMTC8	Super Packs for AMTC8				\$132
Extra Shelf					
AMTC-SHELF	Extra Shelf for Mobile Cubbie - 1" Core	1"h x 12.5"w x 17.8"d	1	8.5	\$103

Model Builder

Base Model	1st Option Back Color	2nd Option Laminate
	White ONLY	See Appendix A
AMTC2	90	7M

Cubby Model Example: AMTC2.90.7M



Model	Description	Dimensions	Seat Height	Units Per Ctn	Cubes Each	Lbs Each	List Price Each		
							Grade 1	Grade 2	Grade 3
Rectangle Pad (Works with AMTC Mobile Cubbies)									
SS-TCG1814	Seat Pad, Black Gripper Bottom	18"w x 14.5"d	2.25"	1	1	2.5	\$361	\$461	\$561
SS-TCG1828	Seat Pad, Black Gripper Bottom	18"w x 28"d	2.25"	1	2.6	5	\$400	\$500	\$600
SS-TCG1855	Seat Pad, Black Gripper Bottom	18"w x 55"d	2.25"	1	4.5	9	\$520	\$670	\$870

Model Builder

Model	1st Option Fabric Color
	See Appendix A
SS-TCG1814	S08

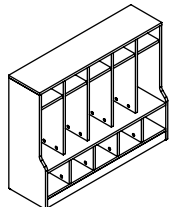
Model Example: SS-TCG1814.S08



Application & Specification Rules

- > Ships fully cartoned on pallet
- > 1" core standard
- > Back panels are standard white TFL

- > Edge banding matches laminate selection



Model	Description	Size	Cubes Each	Lbs Each	List Price Each Standard
ASCL-6048	Single-faced, coat locker, backpack storage	48"h x 60"w x 18"d	30	267	\$2,048
SP-ASCL-6048	LTL carton packaging for Coat Locker				\$155

Model Builder

Base Model	1st Option Back Color	2nd Option Laminate
	White ONLY	See Appendix A
ASCL-6048	90	7M

Model Example: ASCL-6048.7M

artcobell

The warranty information below is effective on all Artcobell products for orders manufactured after July 22, 2017. For warranty information concerning orders placed prior to July 22, 2017, please refer to the warranty information contained in the published price list of the corresponding year. For additional information relating to warranty, please contact your Customer Service Representative.

Artcobell warrants to the original purchaser that its products are free from defects in material and workmanship under normal classroom or commercial use for twelve (12) years, except as set forth below. During the warranty period, Artcobell will replace, or at its option, repair locally, repair at its factory, or provide credit up to the purchase price of any Artcobell brand product that, upon inspection by Artcobell, is determined to be defective in material or workmanship.

This warranty is subject to the following provisions:

Some natural variations occurring in polypropylene material or other natural materials are inherent to their character and are not considered defects. Artcobell does not warrant the colorfastness or matching of colors, grains, or textures of these materials. Customer's Own Material (COM) selected by and used at the request of an original purchaser is not warranted.

Our products are intended for interior use — exterior use of them will void the warranty.

The materials and components listed below are covered from the date of sale according to the following:

- Seating controls, glides, pneumatic cylinders, casters, chroming and polymer-based components and foam – 3 years
- User-adjustable worksurface mechanisms, lounge products, occasional tables, seating upholstery fabrics, vinyl, and other covering materials, markerboard surfaces – 3 years

As Buyer's sole remedy under this warranty, Artcobell, at its option, will repair or replace damaged parts at no charge to the original owner of record provided the replacement or return has previously been authorized by Artcobell under terms of this warranty. Normal aging and wear of fabrics, filling materials, and finishes are excepted from this warranty. It is expressly agreed that this remedy of repair, replacement or credit, at Artcobell's option, is Buyer's exclusive remedy under this warranty. In no event shall Seller be liable for consequential damages.

This warranty does not apply to:

- Normal wear and tear
- Damage from environmental factors
- Damage from sharp objects (e.g., writing utensils, heeled shoes, scissors, jewelry, and keys)
- Damage from accident, alteration, misuse, or improper installation or maintenance
- Modifications or attachments to the product not approved by Artcobell
- Products used for rental purposes
- Damage caused by the carrier in-transit, which is handled under separate terms
- Third-party products – Artcobell, to the extent possible, will pass through to the original purchaser (and process claims under any warranty provided by third-party products supplied to Artcobell.
- All warranty claims are to be made in writing by the original purchaser. The original purchaser may be required to produce the invoice or other evidence to establish that a claim is within the warranty period.

Damage to flooring (dimpling, indentation or similar) is not covered. Warranty as to the suitability of flooring used with school furniture glides and caster rests solely with the flooring manufacturer.

To the extent allowed by law, Artcobell makes no other warranty, either express or implied, including any warranty or merchantability or fitness for a particular purpose. Artcobell is not liable for any indirect consequential or incidental damages. This warranty contains the original purchaser's exclusive remedy.


Your Artcobell Dealer is our resource in supporting your warranty requests. To obtain service under this warranty, please contact your Artcobell Dealer.

artcobell

COLORS

BOOK OF MATERIALS AND FINISHES







Acid
S01




Basil
S02



Bazaar
S03




Blackberry
S04



Borscht
S05




Bottle
S06




Bronze
S07




Carbon
S08



Celery
S09




Champagne
S10




Chestnut
S11




Cream
S12



Crème De Menthe
S13




Ice
S14




Imperial
S15



Jet
S16




Lagoon
S17




Limoncello
S18




Luggage
S19




Mandarin
S20



Marine
S21




Marsh
S22




Meteor
S23




Mocha
S24




Neutra
S25



Peat
S26



Plata
S27




Poppy
S28




Raspberry
S29




Sage
S30




Sapphire
S31




Sterling
S32



Storm
S33




Taupe
S34



Turquoise
S35



Umber
S36




Zest
S37




Due to pattern scale and color variations in computer monitors and printers, we strongly suggest you view actual samples before making surface material selections.



* Apple
A25



* Apricot
A26




* Blueprint
A27



* Charcoal
A28




* Cobalt
A29




* Dusk
A30




* Eggplant
A31




* Eucalyptus
A32




* Fieldstone
A33




* Frog
A34




* Glow
A35



* Gulf
A36



* Habanero
A37




* Heat
A38



* Indigo
A39



* Iron
A40




* Limoncello
A41




* Linen
A42




* Maritime
A43




* Mason
A44



* Mediterranean
A45




* Mica
A46



* Pavement
A47




* Pistachio
A48




* Pool
A49




* Reed
A50




* Sandstone
A51



* Stream
A52



* Terra
A53




* Willow
A54




Due to pattern scale and color variations in computer monitors and printers, we strongly suggest you view actual samples before making surface material selections.




* Aloe
J10




* Azure
J12



* Blaze
J13




* Blue
J14




* Blue Moon
J15




* Bluebell
J16



* Cardinal
J18



* Chervil
J19



* Doe
J20




* Earth
J21



* Glacier
J22



* Grey
J23



* Honey
J24




* Huron
J25



* Keystone
J26



* Licorice
J27




* Nutmeg
J28




* Oyster
J29




* Pale Aqua
J30



* Paradise
J31



* Persimmon
J32



* Pomegranate
J33




* Porcelain
J34




* Quarry
J35




* Raisin
J36




* Rioja
J37



* River Clay
J38



* Seafoam
J39



* Seville
J40




* Shale
J41



* Smoky
J42




* Snow Cap
J43



* Sprite
J44



* Stoneware
J45



* Wedgewood
J46



* Wisteria
J47




Due to pattern scale and color variations in computer monitors and printers, we strongly suggest you view actual samples before making surface material selections.



* Bark
R01



* Bayou
R02



* Charcoal
R03



* Clover
R04




* Coconut
R05




* Grain
R06



* Harbor
R07



* Inca
R08




* Lilypad
R09



* Mushroom
R10



* Patina
R11



* Persimmon
R12




* Raku
R13



* Salt Water
R14



* Seraph
R15




* Shadow
R16




* Shoal
R17



* Sisal
R18




* Starlight
R19




* Straw
R20



Due to pattern scale and color variations in computer monitors and printers, we strongly suggest you view actual samples before making surface material selections.




* Blueprint
M01




* Colorwheel
M02




* Daybreak
M03



* Maize
M04



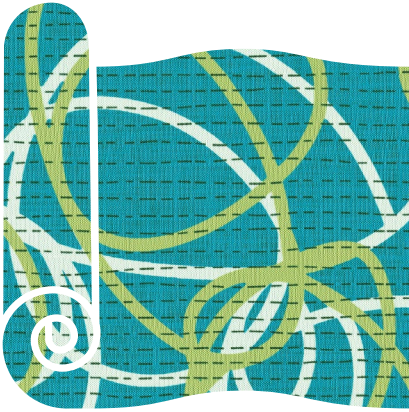
* Mediterranean
M05




* Slate
M06




i Due to pattern scale and color variations in computer monitors and printers, we strongly suggest you view actual samples before making surface material selections.




* Canal
C02



* Melon
C03




* Oceania
C04




* Pebble
C05



* Pistachio
C06




* Sandstone
C07




* Sea
C08




Due to pattern scale and color variations in computer monitors and printers, we strongly suggest you view actual samples before making surface material selections.




* Daffodil
V25




* Flax
V26




* Indigo
V27



* Sea
V28




* Sorbet
V29




* Stone
V30




Due to pattern scale and color variations in computer monitors and printers, we strongly suggest you view actual samples before making surface material selections.




* Canal
L30




* Forge
L31




* Isle
L32




* Sprout
L33



* Stone
L34



* Sunrise
L35



* Whitewater
L36



Due to pattern scale and color variations in computer monitors and printers, we strongly suggest you view actual samples before making surface material selections.



Indigo
M



*Azure
Z



Royal Blue
9B



Blueberry
9H



Reef
DT



Clover
DG



*Apple Green
9E



Evergreen **NEW!**
E



Purple Iris
93



Burgundy **NEW!**
B



*Ruby Red
V



Cayenne **NEW!**
VC



Squash
9L



*Sunset Orange
9S



Taupe
T



Skyline
SS



*Onyx
D



Graphite
G



*Titanium
TN

Evergreen **NEW!**
E




Due to pattern scale and color variations in computer monitors and printers, we strongly suggest you view actual samples before making surface material selections.

Shell colors may vary from batch to batch and over time due to natural variations in manufacturing process.




Crisp Linen
4E



Nordic Linen
C9



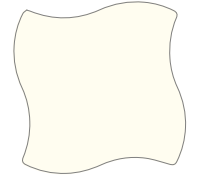
Pressed Linen
5S




Flax Linen
5T



Classic Linen
4G



Linen
BA



High Rise
3E



Handspun Pearl
HP




Handspun Chestnut
HC



Handspun Slate
HS




Handspun Dove
HD



Designer White
90



Candy Apple
J8



Catalina
N3



Fresh Cut
N5



Hanairo
AN



Wasabi
FD



Kingswood Walnut
N8



French Pear
H4



Norwegian Ash
NA




Jubilee Oak
JU



Brazilwood
3A



Pinnacle Walnut
F9



***Portico Teak**
7P



***Skyline Walnut**
A3



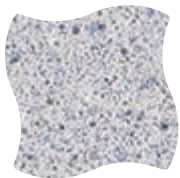
Fusion Maple
7M




Bannister Oak
08



Nepal Teak
72



Grey Glace
18



Grey Nebula
69




Graphite Nebula
1P



**CLEANING
GUIDE**


Markerboard Laminates ***Premium Pricing**



*** Fossil**
WD



*** Folkstone**
WF



*** Markerboard White**
W5


Edge Bands




Royal Blue
B




Indigo
C




Blueberry
6




Purple Iris NEW!
P




Primary Red
H



Orange
5



Apple Green
J



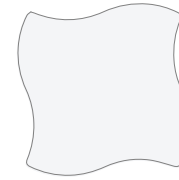
Black
0



Graphite
2



Titanium
4



White
W




Brazilwood NEW!
3A



Fusion Maple NEW!
7M



Kingswood Walnut NEW!
N8




High Rise NEW!
3E



Handspun Pearl NEW!
HP



Handspun Chestnut NEW!
HC



Handspun Slate NEW!
HS



Handspun Dove NEW!
HD

Solid Plastic



Sugar Maple
D




Grey Spectrum
J



Walnut
W




Metal Frames *Premium Pricing



Titanium
4



Chrome
5



Black
7



*White
W

DSLP + DTLP Leg Kits *Premium Pricing



Titanium/Chrome
.3.4



Black/Chrome
.3.7



*White/Chrome
.3.W



*Titanium/Titanium
.3.4.4




*Black/Black
.3.7.7

Standard Laminates (Mobile Shelves, Tall Storage, Wardrobes, Bookshelves, Carrels, Linear Ottomans)



Markerboard Laminates (Maker Space Door Kit) ***Premium Pricing**




Back Panels (Mobile Shelves, Mobile Library Shelves) ***Premium Pricing**



**CLEANING
GUIDE**

MADE IN
U.S.A 



For more information on Artcobell's
solutions for learning spaces,
visit [artcobell.com](https://www.artcobell.com)

📞 1.877.778.1811

artcobell

For real-life demands,
for every student.