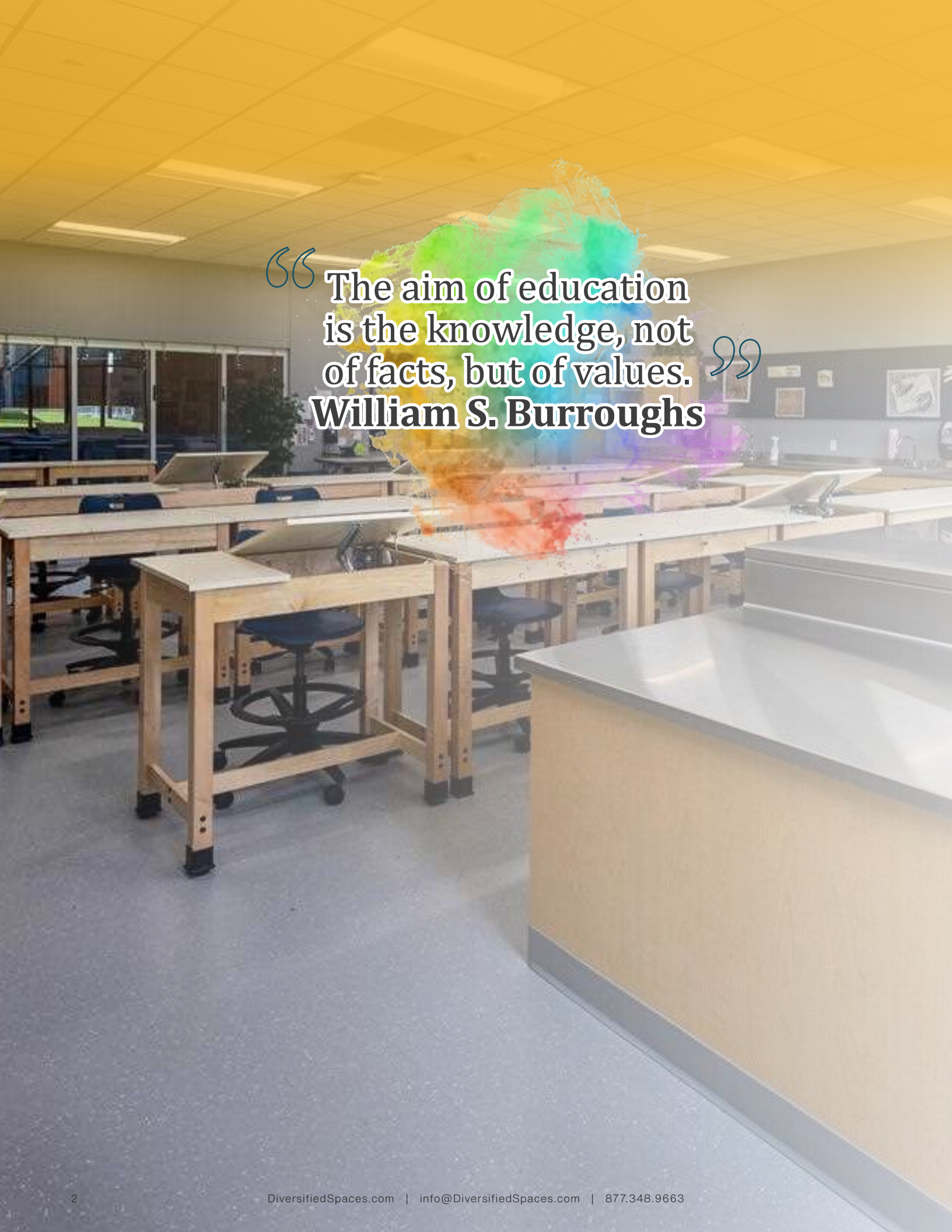




# DIVERSIFIED SPACES™



2024

A photograph of a classroom with rows of wooden desks and black chairs. A large, colorful watercolor splash is centered in the image, partially overlapping the text. The splash features shades of green, yellow, orange, and red. The text is overlaid on the splash and reads: "The aim of education is the knowledge, not of facts, but of values. William S. Burroughs".

“ The aim of education is the knowledge, not of facts, but of values. William S. Burroughs ”

# Table of Contents

<b>Science</b>	<b>6-23</b>
<b>Tables</b>	<b>8-11</b>
<b>Workstations</b>	<b>12-19</b>
<b>Storage</b>	<b>20-23</b>
<b>Instructor Stations</b>	<b>24-31</b>
<b>Mobile</b>	<b>26-29</b>
<b>Fixed</b>	<b>30-31</b>
<b>Multipurpose Tables</b>	<b>32-43</b>
<b>Workbenches</b>	<b>44-51</b>
<b>Active Workspaces</b>	<b>52-89</b>
<b>Woodworking</b>	<b>54-59</b>
<b>Metal Fab</b>	<b>60</b>
<b>Studio</b>	<b>61-73</b>
<b>Health</b>	<b>74-77</b>
<b>Safety</b>	<b>78-81</b>
<b>Augmented Reality</b>	<b>82</b>
<b>Horticulture</b>	<b>83</b>
<b>Makerspace</b>	<b>84-85</b>
<b>Robotics</b>	<b>86-87</b>
<b>FACS</b>	<b>88</b>
<b>Culinary Arts</b>	<b>89</b>
<b>Seating</b>	<b>90-97</b>
<b>Chairs</b>	<b>92</b>
<b>Stools</b>	<b>93-95</b>
<b>Benches</b>	<b>96-97</b>
<b>Storage</b>	<b>98-120</b>
<b>Tall</b>	<b>100-103</b>
<b>Locker</b>	<b>104-105</b>
<b>Cubby</b>	<b>106-107</b>
<b>Media</b>	<b>108-109</b>
<b>Tote</b>	<b>110-115</b>
<b>Mobile</b>	<b>116-118</b>
<b>Flat</b>	<b>119</b>
<b>Casework</b>	<b>120</b>
<b>Accessories</b>	<b>121-123</b>
<b>Color Specifier</b>	<b>124</b>
<b>Top Specifier</b>	<b>125</b>
<b>Warranty</b>	<b>126</b>
<b>Terms &amp; Conditions</b>	<b>127</b>
<b>Index</b>	<b>128-129</b>

# DIVERSIFIED Difference

 We've been producing lab furniture for almost 50 years!

 We build our furniture at our facility in Suring, WI


 Our products are:

- MAS Certified Green
- CARB compliant
- TSCA compliant
- SEFA compliant
  - Scientific Equipment Furniture Association
  - Similar to BIFMA, but specifically for furniture exposed to chemicals



 Independent performance tests are conducted

 UV finish is rolled-on chemical-resistant and non off gassing

 Have projects? SPACES+ great fit for educational environments that are renovating or adding new skilled spaces. Call us today!

 The FASTRAK Catalog is here to get you what you need, fast!

- All products with the  symbol have options available.







# Science

“ All of Science is  
nothing more than  
the refinement of  
everyday thinking. ”  
**Albert Einstein**



# Tables

## PerpetuLab

Our best-selling Science Table with endless options! Available with fixed wood, adjustable wood, or fixed steel legs.

### Features

**Base:** Solid oak or maple hardwood apron with an earth-friendly UV finish, featuring heavy-duty 13-gauge steel corner braces; Optional book compartments or drawers (n/a on adjustable legs)

**Legs:** 2-1/4" fixed wood or adjustable wood legs; Adjusts from sitting height of 30" to standing height of 36" by easy bolt adjustment; 2-1/2" square steel tube legs available in 8 colors

**Tops:** Black solid epoxy, black phenolic resin or black ChemGuard with choice of 11-3mm edge band colors

**Feet:** Equipped with non-skid adjustable leveling glides; Rubber leg boots available on fixed wood legs

**Casters:** Optional 4" Industrial Casters or Designer Casters; 3" Casters available on fixed wood legs

**Options:** Leg Braces, Stretcher, Full or Half Shelf available on fixed wood legs;

**Electrical:** Available on fixed legs with glides only (Non adjustable height and not with casters)



**Fixed  
Wooden  
Legs**



**Adjustable  
Wooden  
Legs**



**Fixed  
Steel  
Legs**



**Looking for Laminate, Butcher Block, or ShopTop® Tops? See p.40**



## Fixed Wooden Leg Configurator

Apron	Leg Type	Size	Top Type	3mm Edge Band (2) Top Only	Wood	Height	Options
Compartment (C)	Wood (7)	48" x 21" (16)	1-1/4" ChemGuard (2)	Almond (A)	Maple (M)	30	Glides (N)
Drawers (D)		48" x 24" (10)	3/4" Phenolic (4)	Aqua (Q)	Oak (K)	34	Leg Braces (L)
Plain (P)		48" x 30" (12)	1" Epoxy (6)	Black (B)		36	Leg Braces, Stretcher (S)
		48" x 36" (17)		Carrot (T)			Leg Braces, Stretcher, Full Shelf (SF)
		48" x 42" (11)		Charcoal (C)			Leg Braces, Stretcher, Half Shelf (SH)
		48" Rd (48)		Lime (L)			Leg Braces, Stretcher, Casters (SC)
		54" x 21" (18)		Natural Maple (N)			Leg Braces, Stretchers, Casters, Full Shelf (SCF)
		54" x 24" (20)		Peacock (P)			Leg Braces, Stretchers, Casters, Half Shelf (SCH)
		54" x 30" (13)		Red (R)			Electrical* (E)
		54" x 36" (19)		Royal (Y)			Leg Braces, Electrical* (LE)
		54" x 42" (80)		White (W)			Leg Braces, Stretcher, Electrical* (SE)
		60" x 21" (21)					Leg Braces, Stretcher, Elec*, Full Shelf (SEF)
		60" x 24" (60)					Leg Braces, Stretcher, Elec*, Half Shelf (SEH)
		60" x 30" (14)					
		60" x 36" (22)					
		60" x 42" (90)					
		72" x 21" (23)					
		72" x 24" (30)					
		72" x 30" (15)					
		72" x 36" (24)					
		72" x 42" (40)					

\*Electrical available on fixed legs with glides only  
(Non adjustable height and not with casters)



Looking for Shapes?  
See p. 38-39



## Adjustable Wooden Leg Configurator

Style	Size	Top Type	3mm Edge Band (2) Top Only	Wood
A7	48" x 24" (10)	1-1/4" ChemGuard (2)	Almond (A)	Oak (K)
	60" x 30" (14)	3/4" Phenolic (4)	Aqua (Q)	
	54" x 24" (20)	1" Epoxy (6)	Black (B)	
	72" x 24" (30)		Carrot (T)	
	60" x 24" (60)		Charcoal (C)	
			Lime (L)	
			Natural Maple (N)	
			Peacock (P)	
			Red (R)	
			Royal (Y)	
			White (W)	

## Fixed Steel Leg Configurator

Apron	Leg	Size	Top Type	3mm Edge Band (2) Top Only	Wood	Steel Leg Color	Height	Options
Compartment (C)	Steel (9)	48" x 21" (16)	1-1/4" ChemGuard (2)	Almond (A)	Maple (M)	Aqua (Q)	30**	None (N) Glides are included
Drawers (D)		48" x 24" (10)	3/4" Phenolic (4)	Aqua (Q)	Oak (K)	Black (B)	34**	4" Industrial Casters (C) Add 2-5/8" H
Plain (P)		48" x 30" (12)	1" Epoxy (6)	Black (B)		Carrot (T)	36**	4" Designer Casters (D) Add 2-5/16" H
		48" Rd (48)*		Carrot (T)		Dark Gray (D)		Electrical† (E)
		54" x 21" (18)		Charcoal (C)		Light Gray (G)		
		54" x 24" (20)		Lime (L)		Lime (L)		
		54" x 30" (13)		Natural Maple (N)		Silver (S)		
		60" x 21" (21)		Peacock (P)		White (W)		
		60" x 24" (60)		Red (R)				
		60" x 30" (14)		Royal (Y)				
		72" x 21" (23)		White (W)				
		72" x 24" (30)						
		72" x 30" (15)						

\* Round table only available on plain apron tables  
\*\*Steel legs with casters will be taller than listed  
†Electrical only available on plain frame tables with glides



Top Color

3mm Edge Band Colors

Steel Leg Color



# Tables

## Uplift! Tables with Wood Apron

Adaptable height table adjusts quickly and is suitable for elementary to adult spaces. The steel and wood combination adds warmth to Uplift! and promote healthy, relaxed learning.

### Features

**Base:** Solid oak or maple hardwood apron with an earth-friendly UV finish and powder coated steel legs.

**Top:** Black phenolic resin or black chemguard with your choice of 11-3mm edge band colors

**Legs:** Adjust from 26-1/4" to 38" heights in 1" increments, add the 3" spacers provided to change your height range to 29-1/4" to 41"

**Feet:** Equipped with adjustable leveling glides

**Options:** Adjustable locking casters available



P8204M



P8602AK

### Configurator

Style	Size	Top Type	3mm Edge banding (2) Tops Only	Wood	Options
P8	48" x 24" (10)	1-1/4" ChemGuard (2)	Almond (A)	Maple (M)	Casters (100709X4)
	54" x 24" (20)	3/4" Phenolic (4)	Aqua (Q)	Oak (K)	
	60" x 24" (60)		Black (B)		
	60" x 30" (14)		Carrot (T)		
	72" x 24" (30)		Charcoal (C)		
			Lime (L)		
			Natural Maple (N)		
			Peacock (P)		
			Red (R)		
			Royal (Y)		
			White (W)		

Top Color 3mm Edge Band Colors



**Looking for Laminate Tops?  
See p.36**



# Workstations

## Kinetic Lab Stations

Build your single or double-faced unit to meet your lab's demands, featuring sizes that accommodate small groups or as large as 16.

### Features

**Base:** Apron, cabinet and legs construction of solid oak or maple hardwood and veneers with an earth-friendly UV finish

**Storage:** Doors, drawers/door, All units have locking doors and dovetailed, locking drawers; Book compartments

**Top:** Black solid epoxy or black phenolic resin (some models available with black laminate or black ChemGuard)

**Feet:** Rubber leg boots and rubber base molding

**Options:** GFI AC duplex outlets; Flat top without sink and fixtures, or drop-in solid epoxy resin sink (12"W x 8"D x 6"H) with cold water faucets for every two students; Gas cocks for each student plus rod sockets

**Dimensions:** Refer to chart on next page



### Storage Configurations



2106K

Plain Apron w/Door



C2106K

Compartments w/Door



2206K

Plain Apron w/Drawers/Door



C2206K

Compartments w/Drawers/Door



C2716KF

Compartments w/Electrical  
with Full Door and Adj. Shelf



C2716K

Compartments w/Electrical and Fixtures  
with Full Door and Adj. Shelf



C2516KF

Compartments w/Electrical  
Drawers/Half Door



C2516K

Compartments w/Electrical and Fixtures  
Drawers/Half Door

## Flat Top Units with Storage

### Single-Faced Unit

1" Epoxy	3/4" Phenolic	Students	Top Dimensions	Cabinet Style	1" Epoxy	3/4" Phenolic	Students	Top Dimensions
*2106_	*2104_	2	24" x 66"	Plain Apron w/Door, 30"H	*2306_	*2304_	4	42" x 66"
*2206_	*2204_	2	24" x 66"	Plain Apron w/Drawers/Door, 30"H	*2406_	*2404_	4	42" x 66"
*C2106_	*C2104_	2	24" x 66"	Compartments w/Door, 30"H	*C2306_	*C2304_	4	42" x 66"
*C2206_	*C2204_	2	24" x 66"	Compartments w/Drawer/Door, 30"H	*C2406_	*C2404_	4	42" x 66"

\*Models also available with black laminate (01) or black ChemGuard (02) Ex: 2102\_

## Flat Top Units w/Compartments & Electric

### Single-Faced Unit

1" Epoxy	3/4" Phenolic	Students	Top Dimensions	Cabinet Style	1" Epoxy	3/4" Phenolic	Students	Top Dimensions
C2716_F	C2714_F	2	30" x 66"	1 Unit w/Full Door/Adj. Shelves, 36"H	C2616_F	C2614_F	4	48" x 66"
C2726_F	C2724_F	4	30" x 132"	2 Units w/Full Door/Adj. Shelves, 36"H	C2626_F	C2624_F	8	48" x 132"
C2736_F	C2734_F	6	30" x 198"	3 Units w/Full Door/Adj. Shelves, 36"H	C2636_F	C2634_F	12	48" x 198"
C2744_F	C2746_F	8	30" x 264"	4 Units w/Full Door/Adj. Shelves, 36"H	C2644_F	C2646_F	16	48" x 264"
C2516_F	C2514_F	2	30" x 66"	1 Unit w/Drawers/Half Door, 36"H	C2416_F	C2414_F	4	48" x 66"
C2526_F	C2524_F	4	30" x 132"	2 Units w/Drawers/Half Door, 36"H	C2426_F	C2424_F	8	48" x 132"
C2536_F	C2534_F	6	30" x 198"	3 Units w/Drawers/Half Door, 36"H	C2436_F	C2434_F	12	48" x 198"
C2546_F	C2544_F	8	30" x 264"	4 Units w/-Drawers/Half Door, 36"H	C2446_F	C2444_F	16	48" x 264"

## Units w/Compartments, Electric, Sink, Fixtures & Rod Sockets

### Single-Faced Unit

1" Epoxy	3/4" Phenolic	Students	Top Dimensions	Cabinet Style	1" Epoxy	3/4" Phenolic	Students	Top Dimensions
C2716_	C2714_	2	30" x 66"	1 Unit w/Full Door/Adj. Shelves, 36"H	C2616_	C2614_	4	48" x 66"
C2726_	C2724_	4	30" x 132"	2 Units w/Full Door/Adj. Shelves, 36"H	C2626_	C2624_	8	48" x 132"
C2736_	C2734_	6	30" x 198"	3 Units w/Full Door/Adj. Shelves, 36"H	C2636_	C2634_	12	48" x 198"
C2744_	C2746_	8	30" x 264"	4 Units w/Full Door/Adj. Shelves, 36"H	C2644_	C2646_	16	48" x 264"
C2516_	C2514_	2	30" x 66"	1 Unit w/Drawers/Half Door, 36"H	C2416_	C2414_	4	48" x 66"
C2526_	C2524_	4	30" x 132"	2 Units w/Drawers/Half Door, 36"H	C2426_	C2424_	8	48" x 132"
C2536_	C2534_	6	30" x 198"	3 Units w/Drawers/Half Door, 36"H	C2436_	C2434_	12	48" x 198"
C2546_	C2544_	8	30" x 264"	4 Units w/-Drawers/Half Door, 36"H	C2446_	C2444_	16	48" x 264"

\_ Hardwood Option: M - Maple or K - Oak



Single-Faced Flat Top



Single-Faced Units with Compartments



Double-Faced Flat Top



Double-Faced Units with Compartments



C2434K

# Workstations



2946K | Back View



2956K-L-ADA



2956K-L-ADA | Back View

## Forward Vision™ Workstations

Allows 4 students to work and still face the teacher.

### Features

**Base:** Apron, cabinet and legs constructed of solid oak or maple hardwood and veneers with an earth-friendly UV finish

**Storage:** Locking door cabinet with two adjustable shelves or locking door/drawer cabinet with one adjustable shelf and locking drawer

**Top:** Solid epoxy

**Electric:** Two GFI AC duplex outlets, assembly and installation required

**Options:** Solid epoxy resin sink (15"W x 18"L x 5"D), cold water/gas fixtures or flat top without sink and fixtures

**Feet:** Rubber leg boots and rubber base molding

**Overall Dimensions:** 96"W x 50"D x 36"H, ADA 34"H



Item #	Description	Sink Dimensions	ADA
2946_	Door Cabinet	15"W x 18"L x 5"D	
2946_F	Door Cabinet w/Flat Top	No Sink	
2956_	Door/Drawer Cabinet	15"W x 18"L x 5"D	
2956_F	Door/Drawer Cabinet w/Flat Top	No Sink	
2946_-L-ADA	Door Cabinet	15"W x 18"L x 5"D	Yes
2946_F-L-ADA	Door Cabinet w/Flat Top	No Sink	Yes
2956_-L-ADA	Door/Drawer Cabinet	15"W x 18"L x 5"D	Yes
2956_F-L-ADA	Door/Drawer Cabinet w/Flat Top	No Sink	Yes

\_ Hardwood Option: M - Maple or K - Oak

## Forward Vision™ II Workstations

Compact station that allows four students to work and still face the teacher.

### Features

**Base:** Apron, cabinet and legs constructed of solid oak or maple hardwood and veneers with an earth-friendly UV finish

**Storage:** Two adjustable shelves per cabinet; cabinets with locking doors

**Top:** Phenolic resin

**Electric:** Data and electrical outlets provided on side; Includes two GFI AC duplex outlets, assembly and installation required

**Options:** Solid epoxy resin sink (12"W x 8"L x 6"D), cold water/gas fixtures or flat top without sink and fixtures; Side-mounted hooks

**Feet:** Rubber leg boots and rubber base molding

**Overall Dimensions:** 88"W x 46"D x 36"H



2944K | Front View



A2944M | Front View



A2944M | Back View

Item #	Sink Dimensions	Description
2944_	12"W x 8"D x 6"H	Door Cabinet w/Forward Vision™ Top
2944_F	No Sink	Door Cabinet w/Forward Vision™ Top
A2944_	12"W x 8"D x 6"H	Door Cabinet w/Axis Top
A2944_F	No Sink	Door Cabinet w/Axis Top

\_ Hardwood Option: M - Maple or K - Oak



## Axis Evolve Workstations

Collaborative workstation where collaboration thrives and creativity comes to life.

### Features

**Base:** Constructed of solid oak or maple hardwood and veneers with an earth friendly UV finish

**Top:** 1-1/4" HPL top with particle board core and phenolic backer; Available in Black ChemGuard, Dry-Erase, 5 HPL colors and 11 Edgeband colors

**AE7 Model Storage:** ADA unit (82), sink unit (81) or 2-door unit (03); **Overall Dimensions:** 84"W x 44"D x 30"H, 34"H or 36"H

**AE801 Model Storage:** Features two adjustable shelves per cabinet; 42-1/2"W x 8"D space for extra leg space or room to fit tote storage;

**Overall Dimensions:** 96"W x 50"D x 30"H, 34"H or 36"H

**Toe Kick:** Rubber base molding with metal corners



AE78136LNYM

### Configurator

Style	Model	Height	Top Type	HPL Color (L) Tops Only	3mm Edge Banding (2) or (L) Tops Only	Material
AE7	Double doors (81)	30	ChemGuard (2)	Almond (A)	Almond (A)	Maple (M)
	ADA Access w/sink(82) (only available in 34" Height)	34	HPL (L)	Black (B)	Aqua (Q)	Oak (K)
	Double door unit with no sink or fixtures (03)	36		Charcoal (C)	Black (B)	
				Dry-Erase (E)	Carrot (T)	
AE801	Recessed space for leg room or tote storage			Natural Maple (N)	Charcoal (C)	
	(tote storage will only fit 34"H or 36"H)			White (W)	Lime (L)	
					Natural Maple (N)	
					Peacock (P)	
					Red (R)	
					Royal (Y)	
					White (W)	

Laminate Top Colors

3mm Edge Band Colors



**Find tote storage options on p.112**



AE801362LM



# Workstations



1644K



1514K

## Kinetic Octagon Workstation

Workstation provides space for up to four students along with ample storage options.

### Features

- Base:** Cabinets and apron constructed of solid oak or maple hardwood and veneers with an earth-friendly UV finish
- Pedestal Base Storage:** 1516K/1514K includes four drawers (each: 20-7/16"W x 10-3/4"D x 2-23/32"H); 1616K/1614K includes four drawers w/2 pulls per drawer (each: 26-7/16"W x 10-3/4"D x 2-23/32"H)
- Drawer Base Storage:** 1546K/1544K includes 16 drawers (each: 20-7/16"W x 10-3/4"D x 4-15/32"H); 1646K/1644K includes 16 drawers w/2 pulls per drawer (each: 26-7/16"W x 10-3/4"D x 4-15/32"H)
- Top:** Solid epoxy or Phenolic resin
- Electric/Plumbing:** Four GFI AC duplex outlets; Assembly and installation of electricity and plumbing required
- Options:** Flat top without sink and fixtures, or two combination cold water/gas fixtures, four rod sockets and solid epoxy sink (16"D x 16"W x 7"H) with strainer, stopper, and trap
- Toe Kick:** Rubber base molding with metal corners
- Overall Dimensions:** 56"W or 62"W x 36"H



w/Sink & Fixtures	Flat Top	Base Style	Size	Top Material
1516_	1516_F	Pedestal	56"W	1" Epoxy
1546_	1546_F	Drawer	56"W	1" Epoxy
1616_	1616_F	Pedestal	62"W	1" Epoxy
1646_	1646_F	Drawer	62"W	1" Epoxy
1514_	1514_F	Pedestal	56"W	3/4" Phenolic
1544_	1544_F	Drawer	56"W	3/4" Phenolic
1614_	1614_F	Pedestal	62"W	3/4" Phenolic
1644_	1644_F	Drawer	62"W	3/4" Phenolic

\_ Hardwood Option: M - Maple or K - Oak

## Kinetic Trifacial Workstation

Hexagonal workstation designed to be used with standard 36" laboratory tables.

### Features

- Base:** Apron and pedestal constructed of solid oak hardwoods and veneers with an earth-friendly UV finish; Center pedestal has removable panel to access utilities
- Top:** Black solid epoxy
- Electric:** Three GFI duplex outlets, assembly and installation required
- Options:** Flat top without sink and fixtures, or drop-in hexagonal lipped sink with three combination cold water/gas fixtures
- Toe Kick:** Rubber base molding with metal corners
- Overall Dimensions:** 49"W x 56-1/2"D x 36"H



Item #	Sink	Top
1536_	Yes	1" Epoxy
1536_F	No	1" Epoxy

\_ Hardwood Option: M - Maple or K - Oak



1536K



## Kinetic Clean-Up Sink

Features molded polyolefin sink that is easy to clean, extremely chemical-resistant and impact resistant.

### Features

**Base:** Constructed of oak or maple hardwood and veneers with an earth-friendly UV finish; Unfinished back panel with plumbing cut-out

**Storage:** Locking doors with adjustable shelves

**Top:** Polyolefin top with long-grooved sloping counter leading to large sink (24-1/2"W x 18-1/2"D x 14"H)

**Features:** Low temperature strength (eliminates cracking from dry ice), hot and cold-water mixing faucet

**Toe Kick:** Rubber base molding with metal corners

**Overall Dimensions:** 55-1/2"W x 28"D x 36-1/2"H



3303K

Item #	Top	Overall
3303_	Polyolefin	55-1/2"W x 28"D x 36-1/2"H

\_ Hardwood Option: M - Maple or K - Oak



Shown with two 30"H plain apron tables

3116K

## Kinetic Service Island

Multi-purpose unit that can be grouped with tables to provide an efficient working arrangement.

### Features

**Base:** Constructed of solid oak or maple hardwood and veneers with an earth-friendly UV finish

**Storage:** Door cabinet with lock

**Top:** Solid epoxy

**Electric:** Two side GFI AC duplex outlets, assembly and installation required

**Features:** Solid epoxy resin sink (14"W x 10"D x 6"H), two combination cold water/gas fixtures, chemical-resistant polypropylene trap

**Toe Kick:** Rubber base molding with metal corners

**Overall Dimensions:** 26"W x 24"D x 36"H



Item # Top

3116\_ 1" Epoxy

\_ Hardwood Option: M - Maple or K - Oak

## Kinetic Lab Station

Durable lab table that features a large 68" x 36" surface.

### Features

**Base:** Apron, cabinet and legs constructed of solid oak or maple hardwood and veneers with an earth-friendly UV finish; 18" wide removable panel located between storage cabinets that provides access to all utilities

**Storage:** Locking door cabinet with adjustable shelves; or locking door/drawer cabinet with locking drawer and storage area plus one adjustable shelf

**Top:** Solid epoxy or phenolic resin

**Electric/Plumbing:** One GFI AC duplex outlets; Assembly and installation required

**Options:** Solid epoxy resin sink (12"W x 8"D x 6"H) with cold water/gas fixtures or flat top without sink and fixtures

**Feet:** Rubber leg boots and rubber base molding

**Overall Dimensions:** 68"W x 36"D x 36"H



Door Cabinet	Door/Drawer Cabinet	Sink Dimensions	Top
2926_	2966_	12"W x 8"L x 6"D	1" Epoxy
2926_F	2966_F	No Sink	1" Epoxy
2924_	2964_	12"W x 8"L x 6"D	3/4" Phenolic
2924_F	2964_F	No Sink	3/4" Phenolic

\_ Hardwood Option: M - Maple or K - Oak



2926K



2926KF

# Workstations



2826K

## Kinetic Perimeter Workstation

Designed to utilize space along walls as stand-alone unit or positioned together with other workstations.

### Features

**Base:** Cabinets (24"W x 16"D x 35"H) and apron constructed of solid oak or maple hardwood and veneers with an earth-friendly UV finish

**Storage:** Doors, drawers/door, four-drawer, or door/four-drawer; All units have locking doors and dovetailed, locking drawers

**Top:** Solid epoxy or Phenolic resin

**Electric/Plumbing:** Two GFI AC duplex outlets; Assembly and installation required

**Options:** Flat top without sink and fixtures, or drop-in solid epoxy resin sink (12"W x 8"D x 6"H) with strainer, two combination cold water and gas fixtures, four rod sockets and rod storage (rods not included) Feet: Rubber leg boots and rubber base molding

**Overall Dimensions:** 90"W x 84"D x 36"H; Peninsula portion is 42" x 66", work surface against wall 18"D x 90"L



2816K



2836K



2846K

w/Sink & Fixtures	Flat Top	Top	Cabinet Style
2814_	2814_F	¾" Phenolic	Doors
2824_	2824_F	¾" Phenolic	Drawers/Door
2834_	2834_F	¾" Phenolic	Door/4 Drawer
2844_	2844_F	¾" Phenolic	4 Drawer
2816_	2816_F	1" Epoxy	Doors
2826_	2826_F	1" Epoxy	Drawers/Door
2836_	2836_F	1" Epoxy	Door/4 Drawer
2846_	2846_F	1" Epoxy	4 Drawer
100604 / Optional Upright Rod Set with Full Crossbar			

\_ Hardwood Option: M - Maple or K - Oak

Note: Units are built to be installed against a wall and do not have finished backs.

## Kinetic Wall Service Station

Offers storage and services all in one unit.

### Features

**Base:** Constructed of solid oak or maple hardwood and veneers with an earth-friendly UV finish

**Storage:** Doors with adjustable shelves, doors/drawer combination with one adjustable shelf, or four drawer/door unit with one adjustable shelf and four drawers; All doors and drawers have locks

**Top:** Solid epoxy or Phenolic resin

**Electric/Plumbing:** Two GFI AC duplex outlets; Assembly and installation required

**Options:** Flat top without sink and fixtures, or epoxy resin sink (18"W x 15"D x 11"H) and two combination cold water/gas fixtures

**Toe Kick:** Rubber base molding with metal corners

**Overall Dimensions:** 108"W x 24"D x 36"H

Note: Units are built to be installed against a wall and do not have finished backs.



3216K

(Shown with two 36"H plain apron tables)

¾" Phenolic Top	1" Epoxy Top	Style	Overall Size
3214_	3216_	Door	108"W x 24"D x 36"H
3224_	3226_	Door/Drawer	108"W x 24"D x 36"H
3234_	3236_	Door/Four Drawer	108"W x 24"D x 36"H
3244_	3246_	Drawer	108"W x 24"D x 36"H

\_ Hardwood Option: M - Maple or K - Oak



3216K



3226K




3236K



3246K



# Storage



4711K  
(Microscopes not included)

**Model:** Holds 15 large microscopes (9"W x 19-1/2"D x 17"H) with removable wire dividers and includes charging bar and laminate top.

Item #	Product	Size
4741_	Microcharge Cabinet	48"W x 30"D x 42-1/4"H

\_ Hardwood Option: M - Maple or K - Oak

## PerpetuLab Mobile Microscope Cabinets (3 Models)

Our mobile store cabinets offer secure and safe storage cabinets for moving microscopes from room-to-room.

### All Models Feature:

**Casebody:** Cabinet walls and locking doors constructed of solid oak or maple hardwood and veneers with an earth-friendly UV finish

**Feet:** 4" locking, swivel casters



**Model:** Holds 15 large microscopes (9"W x 19-1/2"D x 17"H) with removable wire dividers

Item #	Product	Size
4711_	Microscope Cabinet	54"W x 24-1/2"D x 61-3/4"H

\_ Hardwood Option: M - Maple or K - Oak



4741K  
(Microscopes not included)

**Model:** Two double-locking doors (two per side) with laminate top. Holds 24 standard microscopes (6-3/4" x 10" x 15-1/2") with removable wire dividers

Item #	Product	Size
4701_	Microscope Cabinet	48"W x 24"D x 40-3/4"H

\_ Hardwood Option: M - Maple or K - Oak



4701K  
(Microscopes not included)

## PerpetuLab Tall Microscope Cabinet

Flexible and secure microscope storage.

### Features

**Casebody:** Constructed of oak or maple hardwood and veneers with an earth-friendly UV finish

**Storage:** Based on microscope size of 7-1/4"W x 14"H; 24"W cabinet holds 15 scopes; 36"W cabinet holds 20 scopes; and 48"W holds 25-30 microscopes; three adjustable shelves and two fixed shelves (40 lbs. per sq ft) with adjustable wires, enclosed behind framed tempered 3/16" glass doors with three-point locking handle system; 16"D cabinet shelf size is 13"D and 22"D cabinet shelf size is 19"D

**Toe Kick:** Rubber base molding with metal corners



Item #	# Doors	Size
370-2416_	1	24"W x 16"D x 84"H
372-3616_	2	36"W x 16"D x 84"H
372-4816_	2	48"W x 16"D x 84"H
370-2422_	1	24"W x 22"D x 84"H
372-3622_	2	36"W x 22"D x 84"H
372-4822_	2	48"W x 22"D x 84"H

\_ Hardwood Option: M - Maple or K - Oak



372-4822K  
(Microscopes not included)



5201K

## PerpetuLab Balance Cabinet

Secure, efficient and mobile way to store balances.

### Features

**Casebody:** Cabinet walls and sliding, locking doors constructed of solid oak or maple hardwood and veneers with an earth-friendly UV finish. Unit is double sided and includes two sets of sliding doors.

**Storage:** Four adjustable shelves (weight capacity of 40 lbs. per sq. ft.)

**Laminate Top:** 1-1/4" HPL top with matching edge band

**Feet:** 4" locking, swivel casters

**Mobile Capacity:** 500 lbs.



Item #	Product	Overall Size
5201_	Balance Cabinet	48"W x 24"D x 40"H

\_ Hardwood Option: M - Maple or K - Oak

# Storage

## PerpetuLab Torso Cabinet

Display and protect your torso or model.

### Features

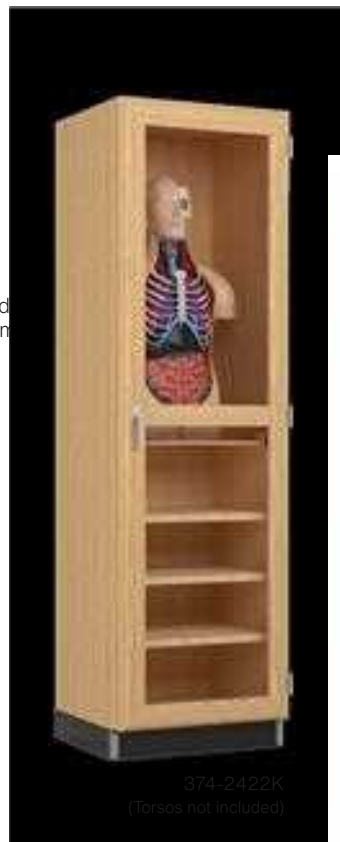
**Casebody:** Constructed of oak or maple hardwood and veneers with an earth-friendly UV finish

**Storage:** Pull-out shelf, one fixed bottom and three adjustable shelves enclosed behind framed tempered  $\frac{3}{16}$ " glass door with three-point locking handle system

**Toe Kick:** Rubber base molding with metal corners



Item #	Product	Size
374-2422_	Torso Cabinet	24"W x 22"D x 84"H
_ Hardwood Option: M - Maple or K - Oak		



374-2422K  
(Torsos not included)



374-2422M  
(Torsos not included)



375-2422M  
(Skeletons not included)



377-2422K  
(Skeletons not included)

## PerpetuLab Skeleton Cabinet

The perfect display option for classroom skeleton models.

### Features

**Casebody:** Constructed of oak or maple hardwood and veneers with an earth-friendly UV finish

**Storage:** Roll-in cabinet has fixed, upper shelf for extra storage; frame tempered  $\frac{3}{16}$ " glass doors have a secure, three-point locking handle system

**Model Options:** Rolling stand or hanging model on retractable glide

**Toe Kick:** Rubber base molding with metal corners on hanging model unit only



Item #	Product	Size
375-2422_	Hanging Skeleton Cabinet	24"W x 22"D x 84"H
377-2422_	Roll-in Skeleton Cabinet	24"W x 22"D x 84"H

\_ Hardwood Option: M - Maple or K - Oak



**For additional storage options see p. 98 - 120**







# Instructor Stations

“ To know that we know  
what we know, and to  
know that we do not know  
what we do not know, that  
is true knowledge. ”  
**Nicolas Capernicus**





## Kinetic Lectern

Sturdy podium to match cohesively with a variety of furniture pieces.

### Features

**Base:** Constructed of oak or maple hardwood and veneers with an earth-friendly UV finish

**Model Options:** IP model – three fixed shelves; IPTD model – two fixed shelves with 12 privacy panels that store easily in bottom compartment

**Feet:** 2" casters

**Top:** 15° angled work surface (25"W x 22"D), includes pencil ledge

**Overall Dimensions:** 49-1/2"H (student side); 43-1/2"H (instructor side)



Item #	Product
IP-__	Instructor's Lectern
IPTD-__	Instructor's Lectern w/Panels (Qty: 12)
_ Hardwood Option: M - Maple or K - Oak	

## Access Demo Cart

Designed to make demonstrations and transportation of equipment and supplies easy.

**Base:** Solid oak or maple apron and veneers with square wooden legs, finished with an earth-friendly UV finish; legs fastened to 4-1/2" high apron with factory-installed 5/16" hanger bolts and heavy-duty 13-gauge steel corner brace

**Storage:** Auxiliary, lower plywood shelf

**Tops:** Maple BB, laminate or ChemGuard surface with matching edge band

**Feet:** 3" locking, swivel casters

**Mobile Capacity:** 500 lbs.



Item #	Top	Overall Size
4501_	1-1/4" HPL	36"W x 24"D x 30-1/4"H
4502_	1-1/4" ChemGuard	36"W x 24"D x 30-1/4"H
PDC-2436_	1-3/4" Maple BB	36"W x 24"D x 30-1/4"H

\_ Hardwood Option: M - Maple or K - Oak



## Kinetic ADA Lab Station

ADA-compliant lab station that's designed for demonstrations.

### Features

**Casebody:** Constructed of solid oak hardwood and veneers with an earth-friendly UV finish

**Storage:** Dovetailed, locking drawers and storage compartment

**Top:** 1-1/4" ChemGuard top with matching edge band

**Options Included:** Stainless steel sink (15" x 13" x 5"), toggle switch water pump, two 2-1/2-gallon water bottles with connecting hose, two rod sockets, Greenlaw Arm, upright set w/full crossbar, two connecting clamps and two rod sockets, 25' grounded extension cord, GFI-protected AC duplex electrical outlet and flat top

**Feet:** 4" locking, swivel casters

**Additional Options:** Mirror, mirror/markerboard combo

**Mobile Capacity:** 500 lbs.



Item #	Product	Overall Size
4352_	ADA Unit w/Sink & Rod Sockets	72"W x 24"D x 33-1/2"H
4352_F	ADA Unit w/Flat Top	72"W x 24"D x 33-1/2"H
4352_F-RS*	ADA Unit w/Flat Top & Rod Sockets	72"W x 24"D x 33-1/2"H

\_ Hardwood Option: M - Maple or K - Oak

Note: On "RS" units, the Greenlaw Arm or Upright Full Crossbar Set is not included, see page 126.

### Helm Desk

This durable work desk delivers style, warmth and plenty of storage for any space.

**Features**

**Base:** Cabinets and apron constructed with solid oak or maple apron with an earth-friendly UV finish; Steel frame constructed of 14 gauge thick wall 2-1/2" square steel tubes with welded 2" x 2" cross brace and 11-gauge steel "L" channel table support, powder-coated in eight standard colors with matte finish; Top attached with screws in two directions and supported by two 14-gauge steel "C" channels attached to frame with four 3/8" carriage bolts per channel, two on each end

**Storage:** Cabinets (24"W x 32"D x 29-3/4"H) on both sides with locking, dovetailed drawers or full height door; Left or right door hinge options

**Top:** Solid epoxy, phenolic resin, maple butcher block, shoptop®; Chemguard, Dry-Erase, or laminate with eleven 3mm edge band colors

**Feet:** 4" Designer Caster

**Overall Dimensions:** See below x 29-5/8"H or 35-5/8"H



HFDL96362LML36D



HFDL9636LNTMT36D  
Instructor View



HFDL9636LNTMT36D  
Front View



HFDL8436LAAMT36C

### Configurator

Style	Door Hinge	Width	Depth	Top Type	HPL Color (L) Tops Only	Edge Banding (2) or (L) Tops Only	Material	Steel Color	Height	Options
HFD	L	84	30	1-1/4" ChemGuard (2)	Almond (A)	Almond (A)	Maple (M)	Aqua (Q)	30	Designer Caster (D)
	R	96	36	3/4" Phenolic (4)	Black (B)	Aqua (Q)	Oak (K)	Black (B)	36	
			30	1-3/4" Maple BB (5)	Charcoal (C)	Black (B)		Carrot (T)		
			36	1" Epoxy (6)	Erasable (E)	Carrot (T)		Dark Gray (D)		
				1-1/2" ShopTop® (7)	Natural Maple (N)	Charcoal (C)		Light Gray (G)		
				1-1/4" HPL (L)	White (W)	Lime (L)		Lime (L)		
						Natural Maple (N)		Silver (S)		
						Peacock (P)		White (W)		
						Red (R)				
						Royal (Y)				
						White (W)				

Laminate Top Colors



3mm Edge Band Colors



Steel Leg Color



# Mobile



4332K  
**2 Doors  
& 3 Drawers**



**w/mirror/markerboard**



4111K  
**Double Sliding  
Doors**



**Options without  
sinks also available!**



4222K  
**Totes behind  
Double Sliding Doors**



4121K  
**Double Sliding Doors  
w/Dropleaf Extensions**

## Kinetic Mobile Demo Centers

Roll the unit into any space and transform it into a lab.

### Features

**Casebody:** Cabinet walls and doors constructed of solid oak hardwood and veneers with an earth-friendly UV finish

**Storage:** Dovetailed drawers with epoxy coated steel glides and lockable storage compartment, sliding doors include aluminum door glides, 21" x 28" pegboard and assorted hooks provide additional storage (standard only in 4342 & 4332 models)

**Top:** HPL or ChemGuard surface with matching edge band

**Electrical:** GFI-protected AC duplex electrical outlet

**Feet:** 4" locking, swivel casters

### Options Included:

**Sink & Fixtures include:** Stainless steel sink (15"W x 13"L x 5"D), hand pump, 25' grounded extension cord, two 2-1/2-gallon water bottles, connection hoses

**Rod Sockets include:** Two 3/4" diameter upright rods, one 1/2" diameter crossbar with clamps, two rod sockets

**Additional Options:** Mirror or Mirror/markerboard combo (Included standard in the 4342 models)

**Feet:** 4" locking, swivel casters

**Mobile Capacity:** 500 lbs.



Item #	Top	Description	Overall
4332_	1-1/4" ChemGuard top	Two doors, pullout board, 2 drawers, 1 file drawer, sink and fixtures	48"W x 28"D x 36"H
4332_F	1-1/4" ChemGuard top	Two doors, pullout board, 2 drawers, 1 file drawer	48"W x 28"D x 36"H
4332_F-RS*	1-1/4" ChemGuard top	Two doors, pullout board, 2 drawers, 1 file drawer, rod sockets	48"W x 28"D x 36"H
4342_	1-1/4" ChemGuard top	Two doors, 4 drawers, sink and fixtures, mirror/markerboard	54"W x 30"D x 36"H
4342_F	1-1/4" ChemGuard top	Two doors and 4 drawers, mirror/markerboard	54"W x 30"D x 36"H
4342_F-RS	1-1/4" ChemGuard top	Two doors, 4 drawers, rod sockets, mirror/markerboard	54"W x 30"D x 36"H
4111_	1-1/4" Black HPL top	Two adjustable shelves behind 2 sliding doors, sink and fixtures, rod sockets	48"W x 24"D x 36"H
4111_F	1-1/4" Black HPL top	Two adjustable shelves behind 2 sliding doors	48"W x 24"D x 36"H
4111_F-RS*	1-1/4" Black HPL top	Two adjustable shelves behind 2 sliding doors, rod sockets	48"W x 24"D x 36"H
4121_	1-1/4" Black HPL top	Two sliding doors, 2 tote trays, drop leaf extensions, sink and fixtures, rod sockets, propane burner w/stand	48"W x 24"D x 36"H (72"W w/wings)
4121_F	1-1/4" Black HPL top	Two sliding doors, 2 tote trays, and drop leaf extensions, propane burner w/stand	48"W x 24"D x 36"H (72"W w/wings)
4121_F-RS*	1-1/4" Black HPL top	Two sliding doors, 2 tote trays, rod sockets, propane burner w/stand	48"W x 24"D x 36"H (72"W w/wings)
4222_	1-1/4" ChemGuard top	Totes & waste container behind 2 sliding doors, sink and fixtures, rod sockets	48"W x 28"D x 36"H
4222_F	1-1/4" ChemGuard top	Totes & waste container behind 2 sliding doors	48"W x 28"D x 36"H
4222_F-RS*	1-1/4" ChemGuard top	Totes & waste container behind 2 sliding doors, rod sockets	48"W x 28"D x 36"H

\_Hardwood Option: M - Maple or K - Oak

\*Note: On "RS" units, the Greenlaw Arm or Upright Full Crossbar Set is not included



Mirror/Markerboard Combo



Greenlaw Arm



Upright Set



Lab Hand



100013



206505



100048



Looking for additional accessories?  
Go to p.121

# Fixed



## Kinetic Instructor Desk

Smaller, compact version of our 8' Instructor Desk.

### Features

**Base:** Constructed of solid oak or maple hardwood and veneers with an earth-friendly UV finish; Comes standard with pull-out writing board (3/4"H x 16-1/4"W x 25-1/4"D) and Greenlaw arm; Knee space: 22"W x 30-1/2"D

**Storage:** Three small drawers (13-1/2"W x 18"D x 4"H), one file drawer (13-1/2"W x 18"D x 10-1/4"H) and cabinet (18"W x 28"D x 29"H) with adjustable shelf (excluded on ADA unit); All locking and dovetailed

**Top:** Solid epoxy or phenolic resin

**Electric:** GFI-protected AC duplex receptacle, assembly and installation required

**Sink & Fixtures include:** epoxy resin sink (14"W x 10"D x 6"H) polypropylene trap and Greenlaw Arm

**ADA Unit:** ADA epoxy resin sink (14"W x 10"D x 5"H) combination blade handle cold water/gas fixtures, Knee space meets ADA requirements/wide enough for wheelchair to fit into space (19"D x 27" knee height x 30"W and 8-1/2" knee clearance from front tabletop edge)

**Toe Kick:** Rubber base molding with metal corners



1216K-L-ADA

Item #	Sink	Top	Description	Overall Size
1214_-L	Left	3/4" Phenolic	Door cabinet on left, drawers on right	60"W x 30"D x 36"H
1214_-R	Right	3/4" Phenolic	Door cabinet on right, drawers on left	60"W x 30"D x 36"H
1216_-L	Left	1" Epoxy	Door cabinet on left, drawers on right	60"W x 30"D x 36"H
1216_-R	Right	1" Epoxy	Door cabinet on right, drawers on left	60"W x 30"D x 36"H
1214_F-L	N/A	3/4" Phenolic	Door cabinet on left, drawers on right	60"W x 30"D x 36"H
1214_F-R	N/A	3/4" Phenolic	Door cabinet on right, drawers on left	60"W x 30"D x 36"H
1216_F-L	N/A	1" Epoxy	Door cabinet on left, drawers on right	60"W x 30"D x 36"H
1216_F-R	N/A	1" Epoxy	Door cabinet on right, drawers on left	60"W x 30"D x 36"H
1214_-L-ADA	Left	3/4" Phenolic	Knee Space on left, drawers on right	72"W x 30"D x 33-1/4"H
1216_-L-ADA	Left	1" Epoxy	Knee Space on left, drawers on right	72"W x 30"D x 33-1/2"H

\_ Hardwood Option: M - Maple or K - Oak



**Desks offered with or without sinks and fixtures.**

## Kinetic Work Desk

Serves as a complete workstation for any instructor.

**Base:** Constructed of solid oak or maple hardwood and veneers with an earth-friendly UV finish; Knee space provided: 26"W

**Storage:** Two file drawers, four smaller drawers and one center pencil drawer, all locking and dovetailed

**Top:** Black HPL with matching edge band; with two grommets for routing power cords

**Toe Kick:** Rubber base molding with metal corners



1131K

Item #	Top	Size
1131_	1" HPL	60"W x 30"D x 30"H

\_ Hardwood Option: M - Maple or K - Oak

## Kinetic Instructor Demo Desk

Complete your space – coordinates perfectly with our tables.

### Features

**Base:** Constructed of solid oak or maple hardwood and veneers with an earth-friendly UV finish

**Storage:** Two small drawers (14-3/4"W x 19"D x 5-1/2"H), three large drawers (33-3/4"W x 19"D x 5-1/2"H) and cabinet (36"W x 28"D x 35") with adjustable shelf; All locking and dovetailed; Knee space area (22"W x 30-1/2"H) includes two grommets, one in each cabinet, for wire routing

**Top:** Solid epoxy or phenolic resin

**Electric/Plumbing:** GFI-protected AC duplex receptacle; Assembly and installation required

**Options:** Flat top without sink and fixtures, or sink (18"W x 15"D x 11"H), one hot and cold mixing faucet, double gas cock, polypropylene trap, set of support rods and crossbar

**Side Desk:** Includes modesty panel, pull-out writing board (14-1/2"W x 20"D); one file drawer (13-1/2"W x 18"D x 10-1/4"H), two storage drawers (13-1/2"W x 18"D x 4"H) and one pencil drawer (19"W x 18"D x 3"H); Classroom side of unit features bookshelf with one fixed shelf, can be attached to right or left side of instructor desk

**Toe Kick:** Rubber base molding with metal corners

**Note:** Crossbars on this unit do not accept the mirror or mirror/marker board.



1116K



1146K



1144K

Item #	Sink	Top	Description	Overall Size
1114_	Right side	3/4" Phenolic	Dbl door cabinet on right, drawers on left	96"W x 30"D x 36"D
1116_	Right side	1" Epoxy	Dbl door cabinet on right, drawers on left	96"W x 30"D x 36"D
1114_F	No sink	3/4" Phenolic	Dbl door cabinet on right, drawers on left	96"W x 30"D x 36"D
1116_F	No sink	1" Epoxy	Dbl door cabinet on right, drawers on left	96"W x 30"D x 36"D
1144_	-	3/4" Phenolic	Left or right attached side desk	48"W x 30"D x 30"H
1146_	-	1" Epoxy	Left or right attached side desk	48"W x 30"D x 30"H

\_ Hardwood Option: M - Maple or K - Oak



**Looking for Accessories? See p. 121**





# Multipurpose Tables

“ Tell me and I forget.  
Teach me and I may  
remember.  
Involve me and I learn. ”  
**Benjamin Franklin**



# Multipurpose Tables



AFT4830WB36D

## Avenuu A-Frame Tables

Sleek, stylish and versatile table. Add an upgraded look and feel to any space with beautiful premium HPL top options.

### Features

**Base:** Powder-coated 2-1/2"x2-1/2" square steel legs, with a fully welded 2"x2" cross brace. Top is supported with an "L" channel support welded to the legs and bolted to the cross-table supports.

**Tops:** Solid Epoxy, Phenolic Resin, Maple or Walnut Butcher Block, ShopTop®, Black ChemGuard or HPL with options of Dry-Erase, 5 laminate finishes with 11 complementary edgeband colors and 6 Premium laminate finishes with matching edgeband

**Feet:** Equipped with 4" Industrial Casters

**Options:** Glide or Designer Casters; Glides subtract 2-3/4" from height; Designer Casters add 2-3/4"



AFT4830P2W36N



AFT48305D36D



AFT48307Q36C

## Configurator

Style	Width	Depth	Top Type	Laminate Color (L) Tops Only	3mm Edge Banding (2) or (L) Tops only	Frame Color	Height	Options
AFT	48	30	1-1/4" ChemGuard (2)	Almond (A)	Almond (A)	Aqua (Q)	30	Glides** (N)
	60	36	3/4" Phenolic (4)	Black (B)	Aqua (Q)	Black (B)	36	4" Industrial Casters (C)
	72	42	1-3/4" Maple BB (5)	Charcoal (C)	Black (B)	Carrot (T)	42	4" Designer Casters (D)
	84	48	1" Epoxy (6)	Dry-Erase (E)	Carrot (T)	Dark Gray (D)		Backpack Hook (256063-_)
	96*		1-1/2" ShopTop® (7)	Natural Maple (N)	Charcoal (C)	Light Gray (G)		
			1-3/4" Walnut BB (W)	White (W)	Lime (L)	Lime (L)		
			1-1/4" Laminate (L)	Burnt Strand (2)†	Natural Maple (N)	Silver (S)		
			1-1/4" Premium Laminate (P)	Buka Bark (3)†	Peacock (P)	White (W)		
				Blackened Chestnut (4)†	Red (R)			
				Columbia Walnut (1)†	Royal (Y)			
				Bourbon Pine (6)†	White (W)			
				Marula Pine (5)†				

\*96" table has 3 leg sets

\*\* Legs with glides and designer casters will be shorter than listed

† Signifies Premium laminates w/ matching edge band only

Laminate Top Colors



Premium Laminate & Matching Edge Band Colors



3mm Edge Band Colors



Frame & Backpack Hook Color



## LOBO Multipurpose Tables

A versatile and durable table that's perfect for any learning environment and for many uses.

### Features

**Frame:** Metal apron with 30" fixed height or 23"-37-1/2" adj height, black powder-coated legs

**Tops:** Solid Epoxy, Phenolic Resin, Maple or Walnut Butcher Block, ShopTop®, black ChemGuard or HPL with options of Dry-Erase, 5 laminate finishes with 11 complementary edgeband colors

**Feet:** Equipped with adjustable leveling glides



X8204



X814LEL



X814LEN



X8145

## Configurator

Style	Size	Top Type	Laminate (L) Tops Only	3mm Edge banding (2) or (L) Tops Only
X7 - Fixed Height	60" x 30" (14)	1-1/4" ChemGuard (2)	Almond (A)	Almond (A)
X8 - Adj. Height	72" x 30" (15)	3/4" Phenolic (4)	Black (B)	Aqua (Q)
	54" x 24" (20)	1-3/4" Maple BB (5)	Charcoal (C)	Black (B)
	72" x 36" (24)	1" Epoxy (6)	Dry-Erase (E)	Carrot (T)
	60" x 24" (60)	1-1/2" ShopTop® (7)	Natural Maple (N)	Charcoal (C)
	60" x 42" (90)	1-1/4" Laminate (L)	White (W)	Lime (L)
				Natural Maple (N)
				Peacock (P)
Red (R)				
			Royal (Y)	
			White (W)	

### Laminate Top Colors



### 3mm Edge Band Colors



# Multipurpose Tables



ALT-6042GG



ALT-6042BL

## Uplift! Tables

Ergonomic and ADA-compliant table with adjustable height work surface. Excellent choice for any sit-to-stand spaces!

### Features

**Base:** Adjust from 27-1/2" to 39-1/4" heights in 1" increments, add the 3" spacers provided to change your height range to 30-1/2" to 42-1/4"

**Top:** Laminate top available in black or gray glaze

**Feet:** Equipped with adjustable leveling glides

**Options:** Casters available



Item #	Top Size	1-1/4" Laminate Top	Options
ALT-6030BL	60"W x 30"D	Black	Casters (100709X4)
ALT-6030GG	60"W x 30"D	Gray Glaze	
ALT-6042BL	60"W x 42"D	Black	
ALT-6042GG	60"W x 42"D	Gray Glaze	

Laminate Top Colors



## Uplift! Tables with Wood Apron

Adaptable height table adjusts quickly and is suitable for elementary to adult spaces. The steel and wood combination adds warmth to Uplift! and promote healthy, relaxed learning.

### Features

**Base:** Solid oak or maple hardwood apron with an earth-friendly UV finish and powder coated steel legs.

**Top:** 1-1/4" HPL available in Dry-Erase, 5 laminate and 11 complementary edge-band colors

**Uplift! Adjustable Legs:** Adjust from 26-1/4" to 38" heights in 1" increments, add the 3" spacers provided to change your height range to 29-1/4" to 41"

**Feet:** Equipped with adjustable leveling glides

**Options:** Adjustable locking casters available



P814LWQM

## Configurator

Style	Size	Top Type	Laminate Color	3mm Edge	Wood	Options
P8	48" x 24" (10)	1-1/4" Laminate (L)	Almond (A)	Almond (A)	Maple (M)	Casters (100709X4)
	54" x 24" (20)		Black (B)	Aqua (Q)	Oak (K)	
	60" x 24" (60)		Charcoal (C)	Black (B)		
	60" x 30" (14)		Dry-Erase (E)	Carrot (T)		
	72" x 24" (30)		Natural Maple (N)	Charcoal (C)		
			White (W)	Lime (L)		
				Natural Maple (N)		
				Peacock (P)		
				Red (R)		
				Royal (Y)		
		White (W)				



Designer Caster (D)



P814LWNNM

Laminate Top Colors

3mm Edge Band Colors



Looking for Phenolic, or ChemGuard Tops?  
See p.10

## Hi-Lo Hand-Crank or Electric Tables

Ergonomically designed, yet durable and stable for hands-on activities. Now featuring a new and improved hand-crank or electric frame option.

### Features


**Hand-Crank Frame:** Adjustable steel frame powder-coated black; Adjusts from 28" to 45-<sup>3</sup>/<sub>4</sub>" overall height by hand crank handle; Handle retracts under table and is interchangeable on right or left side

**Electric Frame:** Adjustable steel frame powder-coated black; Adjusts from 28" to 47" overall height; Hand control, up/down buttons w/digital read-out, two presets and lock out, two USB-A charging ports; Bluetooth, TiMotion App, anti-collision device to prevent overloading motors when another object prevents motion; Optional battery power for mobile unit or power outage

**Tops:** Epoxy, phenolic, maple butcher block, ShopTop®, laminate top, black ChemGuard Dry-Erase, five laminate and 11 complementary 3mm edge band colors

**Feet:** Leveling feet or casters, both included with table; Casters are not recommended on epoxy top models

**Weight Capacity:** 264 lbs.



### Configurator

Style	Width	Depth	Top Type	Laminate (L) Tops Only	3mm Edge banding (2) or (L) Tops Only
HLB	60	24	1-1/4" ChemGuard (2)	Almond (A)	Almond (A)
HLBE	72	30	3/4" Phenolic (4)	Black (B)	Aqua (Q)
			1-3/4" Maple BB (5)	Charcoal (C)	Black (B)
			1-1/2" ShopTop® (7)	Dry-Erase (E)	Carrot (T)
			1-1/4" Laminate (L)	Natural Maple (N)	Charcoal (C)


Laminate Top Colors



3mm Edge Band Colors



- Lime (L)
- Natural Maple (N)
- Peacock (P)
- Red (R)
- Royal (Y)
- White (W)



HLBE72306



# Multipurpose Tables



FVT7LWK36C



## Forward Vision™ & Axis Forward Vision™ Tables

Designed by taking our most popular workstation and making it into a mobile table. Provides flexibility in the classroom by reconfiguring your space!

**Base:** Solid oak or maple hardwood apron and wooden legs have an earth-friendly UV finish

**Legs:** 2-1/4" fixed wood or 2-1/2" square steel tube legs available in 8 colors

**Tops:** Epoxy, phenolic, maple butcher block, ShopTop®, laminate top, black ChemGuard, Dry-Erase, five laminate and 11-3 mm edge band colors

**Feet:** Wood legs come standard with 4" Industrial Casters; Steel legs come standard with Glide

**Options:** Designer Casters or Industrial Casters; Steel legs with Designer Casters add 2-3/8" to height; Steel legs with Industrial Casters add 2-3/4" ; Wood legs with Designer Casters subtract 3/8" from height; Wood legs with Glides subtract 2-3/4" from height

**FVT Dimensions:** Top - 66.63" x 22.37" x 48.5" x 48.5" x 22.37"; Overall - 83"W x 43-1/2"D

**AVT Overall Dimensions:** 84" x 44"



Now Available  
with the Axis Top!



AVT9LETMT36C

## Configurator

Style	Leg Type	Top Type	Laminate Color (L) Tops Only	3mm Edge Banding (2) or (L) Tops Only	Wood	Steel Leg Color	Height*	Options
FVT	Wood (7)	1-1/4" ChemGuard (2)	Almond (A)	Almond (A)	Maple (M)	Aqua (Q)	30	Glides (N)
AVT	Steel (9)	3/4" Phenolic (4)	Black (B)	Aqua (Q)	Oak (K)	Black (B)	34**	Wood Leg:
		1-1/2" ShopTop® (7)†	Charcoal (C)	Black (B)		Carrot (T)	36	3" Caster (C)
		1-1/4" Laminate (L)	Dry-Erase (E)	Carrot (T)		Dark Gray (D)		Steel Leg Casters:
			Natural Maple (N)	Charcoal (C)		Light Gray (G)		4" Industrial (C)
			White (W)	Lime (L)		Lime (L)		4" Designer (D)
				Natural Maple (N)		Silver (S)		
				Peacock (P)		White (W)		
				Red (R)				
				Royal (Y)				
				White (W)				

\*Steel legs with casters will be taller than listed and wooden legs with glides are shorter than listed

\*\*34" table on casters not considered ADA height

†ShopTop® not available with Axis Top

Laminate Top Colors



3mm Edge Band Colors



Steel Leg Color



## Trapezoid Table

The new trapezoid shape on our best selling Science Table! Using wood with steel accents will transform any learning space into an aesthetically pleasing learning environment.

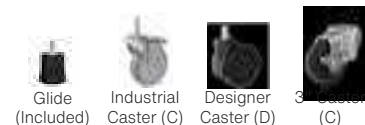
**Base:** Solid oak or maple hardwood apron and wooden legs have an earth-friendly UV finish

**Legs:** 2-1/4" fixed wood or 2-1/2" square steel tube legs available in 8 colors

**Tops:** Available in black ChemGuard, Dry-Erase, 5 laminate and 11 complementary 3mm edge band colors

**Feet:** Equipped with non-skid adjustable leveling glides

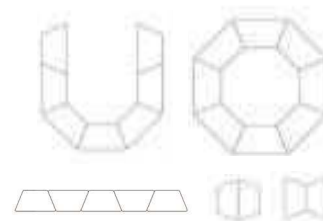
**Options:** Designer Casters or Industrial Casters; Steel legs with Designer Casters add 2-3/8" and Industrial Casters add 2-3/4" to height.



TZ914LEQM36D



TZ914LBWML36D



## Configurator

Style	Leg Type	Size	Top Type	Laminate Color (L) Tops Only	3mm Edge Band (2) or (L) Tops Only	Wood	Steel Leg Color	Height	Options
TZ	Wood (7)	60" x 30" (14)	1-1/4" ChemGuard (2)	Almond (A)	Almond (A)	Maple (M)	Aqua (Q)	30*	Glides (N)
	Steel (9)	60" x 24" (60)	1-1/4" Laminate (L)	Black (B)	Aqua (Q)	Oak (K)	Black (B)	36	Wood Leg:
				Charcoal (C)	Black (B)		Carrot (T)		3" Caster (C)
				Dry-Erase (E)	Carrot (T)		Dark Gray (D)		Steel Leg Casters:
				Natural Maple (N)	Charcoal (C)		Light Gray (G)		4" Industrial (C)
				White (W)	Lime (L)		Lime (L)		4" Designer (D)
					Natural Maple (N)		Silver (S)		
					Peacock (P)		White (W)		
					Red (R)				
					Royal (Y)				
					White (W)				

\*\*Steel legs with casters will be taller than listed

Laminate Top Colors



3mm Edge Band Colors



Steel Leg Color



# Multipurpose Tables

## PerpetuLab

Our best-selling table with endless options! Available with fixed steel or wood and adjustable wood legs.

### Features

**Base:** Solid oak or maple hardwood apron with an earth-friendly UV finish, featuring heavy-duty 14-gauge (13-gauge on wood legs) steel corner braces; Optional book compartments or drawers (n/a on adjustable legs)

**Legs:** 2-1/2" fixed wood or adjustable wood legs; Adjusts from sitting height of 30" to standing height of 36" by easy bolt adjustment; 2-1/2" square steel tube legs available in 8 colors

**Tops:** Maple butcher block, ShopTop®, laminate top w/ Dry-Erase, five laminate and 11 complementary 3mm edge band colors

**Feet:** Equipped with non-skid adjustable leveling glides; Rubber leg boots available on fixed wood legs

**Casters:** Available only on fixed legs

**Options:** See table opposite



**Fixed  
Wooden  
Legs**



P760LBBM30E



D7607M30N

**Adjustable  
Wooden  
Legs**



A760LARK



A760LNNK

A760LAAK

**Fixed  
Steel  
Legs**



C960LCTMT30C  
Shown with Chroma Stools



C960LNWMW30C



D9605ML30N




**Looking for stools?  
See p.49**



## Fixed Wooden Leg Configurator

Apron	Leg Type	Size	Top Type	Laminate Color (L) Tops Only	3mm Edge Band (2) Top Only	Wood	Height	Options
Compartment (C)	Wood (7)	48" x 21" (16)	1-3/4" Maple BB (5)	Almond (A)	Almond (A)	Maple (M)	30	Glides (N)
Drawers (D)		48" x 24" (10)	1-1/2" ShopTop® (7)	Black (B)	Aqua (Q)	Oak (K)	34	Leg Braces (L)
Plain (P)		48" x 30" (12)	1-1/4" Laminate (L)	Charcoal (C)	Black (B)		36	Leg Braces, Stretcher (S)
		48" x 36" (17)		Dry-Erase (E)	Carrot (T)			Leg Braces, Stretcher, Full Shelf (SF)
		48" x 42" (11)		Natural Maple (N)	Charcoal (C)			Leg Braces, Stretcher, Half Shelf (SH)
		48" Rd (48)		White (W)	Lime (L)			Leg Braces, Stretcher, Casters (SC)
		54" x 21" (18)			Natural Maple (N)			Leg Braces, Stretchers, Casters, Full Shelf (SCF)
		54" x 24" (20)			Peacock (P)			Leg Braces, Stretchers, Casters, Half Shelf (SCH)
		54" x 30" (13)			Red (R)			Electrical* (E)
		54" x 36" (19)			Royal (Y)			Leg Braces, Electrical* (LE)
		54" x 42" (80)			White (W)			Leg Braces, Stretcher, Electrical* (SE)
		60" x 21" (21)						Leg Braces, Stretcher, Elec*, Full Shelf (SEF)
		60" x 24" (60)						Leg Braces, Stretcher, Elec*, Half Shelf (SEH)
		60" x 30" (14)						
		60" x 36" (22)						
		60" x 42" (90)						
	72" x 21" (23)							
	72" x 24" (30)							
	72" x 30" (15)							
	72" x 36" (24)							
	72" x 42" (40)							



## Adjustable Wooden Leg Configurator

Style	Size	Top Type	Laminate Color (L)	3mm Edge Band	Wood
A7	48" x 24" (10)	1-1/4" Laminate (L)	Almond (A)	Almond (A)	Oak (K)
	60" x 30" (14)		Black (B)	Aqua (Q)	
	54" x 24" (20)		Charcoal (C)	Black (B)	
	72" x 24" (30)		Dry-Erase (E)	Carrot (T)	
	60" x 24" (60)		Natural Maple (N)	Charcoal (C)	
			White (W)	Lime (L)	
			Natural Maple (N)		
			Peacock (P)		
			Red (R)		
			Royal (Y)		
			White (W)		



Looking for Phenolic, Epoxy, or ChemGuard Tops? See p.8

## Fixed Steel Leg Configurator

Apron	Leg	Size	Top Type	Laminate Color (L) Tops Only	3mm Edge Band (L) Tops Only	Wood	Steel Color	Height	Options
Compartment (C)	Steel (9)	48" x 21" (16)	1-3/4" Maple BB (5)	Almond (A)	Almond (A)	Maple (M)	Aqua (Q)	30**	Glides (N)
Drawers (D)		48" x 24" (10)	1-1/2" ShopTop® (7)	Black (B)	Aqua (Q)	Oak (K)	Black (B)	34**	Casters (Add 2-56")
Plain (P)		48" x 30" (12)	1-1/4" Laminate (L)	Charcoal (C)	Black (B)		Carrot (T)	36**	4" Designer
		48" Rd (48)*		Dry-Erase (E)	Carrot (T)		Dark Gray (D)		4" Industrial
		54" x 21" (18)		Natural Maple (N)	Charcoal (C)		Light Gray (G)		Electrical† (E)
		54" x 24" (20)		White (W)	Lime (L)		Lime (L)		
		54" x 30" (13)			Natural Maple (N)		Silver (S)		
		60" x 21" (21)			Peacock (P)		White (W)		
		60" x 24" (60)			Red (R)				
		60" x 30" (14)			Royal (Y)				
		72" x 21" (23)			White (W)				
		72" x 24" (30)							
	72" x 30" (15)								

\* Round table only available on plain apron tables  
 \*\*Steel legs with casters will be taller than listed  
 †Electrical only available on plain frame tables with glides



Laminate Top Colors

3mm Edge Band Colors

Steel Leg Color



# Multipurpose Tables



## Perspective Tables

Ideal for many environments including art, general planning, sewing, model construction and more.

### Features

**Base:** Frame constructed of solid maple with two tapered pedestal style panel legs and two maple truss bars, finished with an earth-friendly UV finish

**Storage:** Choose from plain, book compartment or tote tray units (storage n/a on XL Tables); book compartment measures: 34-1/2"W x 12-1/16"D x 2-1/4"H; each tote measures: 13-1/2"W x 19"D x 3-1/2"H

**Tops:** Maple butcher block and almond or natural maple laminate tops; Premier top attachment prevents table from racking or rocking

**Overall size:** 60"W x 42"D x 26" or 30"H

**XL table overall sizes:** 60" x 72"W x 26 or 30", 36", 42" or 48"D, 26", 30" or 36"H



Plain Apron	Compartment	Tote Tray	Top Type	Overall Size
PT-62M26	PT-61M26	PT-60M26	1-3/4" Maple BB	60"W x 42"D x 26"H
PT-62M*	PT-61M	PT-60M	1-3/4" Maple BB	60"W x 42"D x 30"H
PT-62PNB26	PT-61PNB26	PT-60PNB26	1-1/4" Natural Maple HPL	60"W x 42"D x 26"H
PT-62PNB	PT-61PNB	PT-60PNB	1-1/4" Natural Maple HPL	60"W x 42"D x 30"H
PT-62P26	PT-61P26	PT-60P26	1-1/4" Almond HPL	60"W x 42"D x 26"H
PT-62P	PT-61P	PT-60P	1-1/4" Almond HPL	60"W x 42"D x 30"H

## XL Table Configurator

Style	Width	Depth	Top Type	Height
PT	-60	30	1-3/4" Maple BB (M)	26*
	-72	36	1-1/4" Natural Maple HPL (PNB)	30
		42	1-1/4" Almond HPL (P)	36
		48		

\*Only available with 60"W

Laminate Top Colors



## Perspective Worktop Classic

Designed to provide a structurally sound and completely functional work center.

### Features

**Base:** Frame constructed of solid 2-1/4" maple legs and 13/16" thick x 4-1/2"H solid maple aprons with 13-gauge steel corner braces, finished with an earth-friendly UV finish

**Tops:** Maple butcher block or almond laminate top

**Feet:** Adjustable floor glides and rubber leg boots

**Overall Size:** 48"W x 48"D; 26 or 30"H



26" Height	30" Height	Top Type
WX4-M26	WX4-M	1-3/4" Maple BB
WX4-P26	WX4-P	1-1/4" Almond HPL

Laminate Top



## Draftsman Tables

Sturdy desk that works for art, planning, sewing and more.

### Features

**Base:** Solid maple apron and square wooden legs finished with an earth-friendly UV finish and attached with 13-gauge steel corner braces

**Storage:** Dovetailed, locking drawers

**Top:** Almond laminate top

**Feet:** Adjustable floor glides and rubber boots



PT-72P

Item #	Top Style	Overall size
PT-72P	Fixed - 1-1/4" Almond HPL	72"W x 30"D x 30"H
PT-72M	Fixed - 1-3/4" Maple BB	72"W x 30"D x 30"H

Laminate Top

A





# Workbenches

“ Nothing is impossible.  
We merely don't know how to do it yet.”  
**Thomas Edison**

**intelliben**

Smart. Modular. Transformable.



# Workbenches



## Forum Industrial Arts Four-Station Workbench

Sturdy workbench ideal for classrooms, workshops, studios and more.

### Features

**Locker Base:** Double-faced heavy gauge steel unit available in gray or black, welded and riveted

**Top:** 2-1/4" Maple Butcher Block

**Storage Options:** Doors or lockers


**Vises:** Options for no vise or 4 vises. (installation on site)

**Opening Dimensions:** see below

**Overall Dimensions:** 64"W x 54"D x 33-1/4"H



Black	Gray	Storage Type	Nominal Opening Size	Vises
WB2BL-0V	WB2-0V	4 Vertical Doors	33"W x 20"D x 29"H	No Vises
WB2BL-4V	WB2-4V	4 Vertical Doors	33"W x 20"D x 29"H	4 Vises
WB4ABL-0V	WB4-0V	8 Horizontal Lockers Openings	15"W x 20"D x 14-1/2"H	No Vises
WB4ABL-4V	WB4-4V	8 Horizontal Lockers Openings	15"W x 20"D x 14-1/2"H	4 Vises
WB12ABL-0V	WB12A-0V	12 Horizontal Lockers Openings	15"W x 15"D x 9"H	No Vises
WB12ABL-4V	WB12A-4V	12 Horizontal Lockers Openings	15"W x 15"D x 9"H	4 Vises
WB12BL-0V	WB12-0V	12 Vertical Locker Openings	9"W x 20"D x 14"H	No Vises
WB12BL-4V	WB12-4V	12 Vertical Locker Openings	9"W x 20"D x 14"H	4 Vises



## Forum Industrial Arts Two-Station Steel Workbench

Industrial workbench ideal for classrooms, workshops, studios and more.

### Features

**Locker Base:** Double-faced heavy gauge steel unit available in gray or black, welded and riveted

**Top:** 2-1/4" Maple Butcher Block, face-glued hardwood strips with clear coat finish

**Storage Options:** Doors or lockers


**Vises:** Options for no vise, 1 or 2 vises. (installation on site)

**Opening Dimensions:** see below

**Overall Dimensions:** 64"W x 28"D x 33-1/4"H



Black	Gray	Storage Type	Nominal Opening Size	Vises
WBD2BL-0V	WBD2-0V	2 Vertical Doors	33"W x 20 "D x 29"H	No Vises
WBD2BL-1V	WBD2-1V	2 Vertical Doors	33"W x 20"D x 29"H	1 Vise
WBD2BL-2V	WBD2-2V	2 Vertical Doors	33"W x 20"D x 29"H	2 Vises
WBB4BL-0V	WBB4-0V	4 Horizontal Lockers	15"W x 20"D x 14-1/2"H	No Vises
WBB4BL-1V	WBB4-1V	4 Horizontal Lockers	15"W x 20"D x 14-1/2"H	1 Vise
WBB4BL-2V	WBB4-2V	4 Horizontal Lockers	15"W x 20"D x 14-1/2"H	2 Vises
WB6ABL-0V	WB6A-0V	6 Horizontal Lockers	15"W x 20"D x 9"H	No Vises
WB6ABL-1V	WB6A-1V	6 Horizontal Lockers	15"W x 20"D x 9"H	1 Vise
WB6ABL-2V	WB6A-2V	6 Horizontal Lockers	15"W x 20"D x 9"H	2 Vises
WB6BL-0V	WB6-0V	6 Vertical Lockers	9"W x 20"D x 14"H	No Vises
WB6BL-1V	WB6-1V	6 Vertical Lockers	9"W x 20"D x 14"H	1 Vise
WB6BL-2V	WB6-2V	6 Vertical Lockers	9"W x 20"D x 14"H	2 Vises



## Forum Wall Lockers

Provides plenty of workspace and wall storage in any shop or tech education classroom.

### Features

**Locker Base:** Double-faced heavy gauge steel unit available in gray or black, welded and riveted with 20-gauge side panels and vented 18-gauge doors featuring spring-loaded hinges; Choose between vertical lockers, horizontal lockers, or double-door bases

**Top:** 1-3/4" Maple Butcher Block


**Opening Dimensions:** see below

**Overall Dimensions:** 6"W, 8"W, 10"W or 12"W x 2"D x 32-3/4"H



MA6-6L

Black	Gray	Style	Top Size	Nominal Opening Size	Openings
MA6-6LBK	MA6-6L	Vertical Lockers	72"W x 24"D	9"W x 20"D x 14"H	10
MA6-8LBK	MA6-8L	Vertical Lockers	96"W x 24"D	9"W x 20"D x 14"H	14
MA6-10LBK	MA6-10L	Vertical Lockers	120"W x 24"D	9"W x 20"D x 14"H	18
MA6-12LBK	MA6-12L	Vertical Lockers	144"W x 24"D	9"W x 20"D x 14"H	22
MA6A-6LBK	MA6A-6L	Horizontal Lockers	72"W x 24"D	15"W x 20"D x 9"H	9
MA6A-8LBK	MA6A-8L	Horizontal Lockers	96"W x 24"D	15"W x 20"D x 9"H	15
MA6A-10LBK	MA6A-10L	Horizontal Lockers	120"W x 24"D	15"W x 20"D x 9"H	18
MA6A-12LBK	MA6A-12L	Horizontal Lockers	144"W x 24"D	15"W x 20"D x 9"H	21
MAD2-6LBK	MAD2-6L	Double Door	72"W x 24"D	33"W x 20"D x 29"H	2
MAD2-8LBK	MAD2-8L	Double Door	96"W x 24"D	33"W x 20"D x 29"H	2
MAD2-10LBK	MAD2-10L	Double Door	120"W x 24"D	33"W x 20"D x 29"H	3
MAD2-12LBK	MAD2-12L	Double Door	144"W x 24"D	33"W x 20"D x 29"H	4



## Forum Locker Base

Strong, steel locker unit that can be used alone or made into a workbench.

### Features


**Base:** Double-faced heavy gauge steel unit available in gray or black, welded and riveted with 20-gauge side panels and vented 18-gauge doors featuring spring-loaded hinges; LB-D style units have one adjustable shelf

**Opening Dimensions:** see below



LB-6BK

Black	Gray	Style	Locker Size	Nominal Opening Size
LB-2BK	LB-2	Two Vertical Lockers	12"W x 21"D x 31"H	9"W x 20"D x 14"H
LB-B2BK	LB-B2	Two Horizontal Lockers	18"W x 21"D x 31"H	15"W x 20"D x 14"H
LB-6A3BK	LB-6A3	Three Horizontal Lockers	18"W x 21"D x 31"H	15"W x 20"D x 8-9/16"H
LB-6BK	LB-6	Six Vertical Lockers	36"W x 21"D x 31"H	9"W x 20"D x 14"H
LB-D2BK	LB-D2	Double Door w/Adjustable Shelf	36"W x 21"D x 31"H	33"W x 20"D x 29"H
LB-6ABK	LB-6A	Six Horizontal Lockers	36"W x 21"D x 31"H	15"W x 20"D x 8-9/16"H
LB-B4BK	LB-B4	Four Horizontal Lockers	36"W x 21"D x 31"H	15"W x 20"D x 14"H



## Forum Fixed Four-Station Wood Workbench

Four-person workstation with sturdy wood base that is perfect for any learning environment.

### Features

**Base:** Constructed of solid maple and maple veneers with an earth-friendly UV finish

**Maple Butcher Block Top:** 2-1/4"

**Model Option #1:** Double-faced unit featuring adjustable shelf within cabinet and locking doors with pulls that hang on five knuckle institutional hinges

**Model Option #2:** Double-faced unit featuring dovetailed, locking drawers that roll easily on epoxy-coated glides and locking doors with pulls that hang on five knuckle institutional hinges

**Model Option #3:** Double-faced unit featuring 12 vertical locker openings (1"W x 21"D x 11-1/8"H); locking doors with pulls hang on five knuckle institutional hinges

**Model Option #4:** Double-faced unit featuring 6 locking drawers that roll easily on epoxy-coated glides and locking doors on the other side

**Vises:** Options for no vise or 4 vises. (installation on site)

**Overall Dimensions:** 64"W x 54"D x 31-1/4"H



Item #	Cabinet Style	Vises
WW31-0V	4 Doors	No Vise
WW31-4V	4 Doors	4 Vises
WW32-0V	4 Doors and 4 Drawers	No Vise
WW32-4V	4 Doors and 4 Drawers	4 Vises
WW12-0V	12 Doors	No Vise
WW12-4V	12 Doors	4 Vises
WW33-0V	6 Drawers on 1 side & 2 Doors on other side	No Vise
WW33-4V	6 Drawers on 1 side & 2 Doors on other side	4 Vises

## Forum Four-Station Mobile Workbench

Mobile workbench that rolls into place and can be pushed aside for other classroom activities.

### Features

**Base:** Constructed of solid maple hardwood and veneers with an earth-friendly UV finish

**Base Options:** Cabinet with doors and adjustable shelf on each side, locking doors and (dovetailed) drawers that roll easily on epoxy-coated glides, or twelve vertical locker openings with doors (six on each side); all configurations include locking doors with pulls that hang on five knuckle institutional hinges

**Tops:** Maple butcher block or laminate available in Dry-Erase and five laminate finishes with 11 complementary 3mm edge band colors

**Feet:** 4" Industrial Casters

**Overall Dimensions:** 31-1/4"H x 48"W x 54"D



WW1205

### Configurator

Style	Cabinet Type	Caster	Top Type	HPL Color (L) Tops Only	3mm Edge Banding (L) Tops Only
WW	12-Door (12)	Industrial Caster (C)	1-3/4" Maple BB (5)	Almond (A)	Almond (A)
	4-Door (31)		1-1/4" Laminate (L)	Black (B)	Aqua (Q)
	Door/Drawer (32)			Charcoal (C)	Black (B)
				Erasable (E)	Carrot (T)
				Natural Maple (N)	Charcoal (C)
				White (W)	Lime (L)
					Natural Maple (N)
					Peacock (P)
					Red (R)
					Royal (Y)
					White (W)



WW31CLNN



WW32CLCL

Laminate Top Colors



3mm Edge Band Colors





## Forum Industrial Arts Wood Workbench

Multiple length options to meet your woodshop's needs.

### Features

**Base:** Constructed of solid maple with an earth-friendly UV finish

**Top:** Maple Butcher Block

**Overall Dimensions:** W: 48", 60", 72", 96" x D: 24", 30", 36" x H: 30<sup>-3/31</sup>-1/4"H



1-3/4" Maple Top OA H: 30 <sup>-3/4</sup> "	2-1/4" Maple Top OA H: 31 <sup>-3/4</sup> "	Size
W-4824L	W-4824	48"W x 24"D
W-6024L	W-6024	60"W x 24"D
W-7224L	W-7224	72"W x 24"D
W-9624L	W-9624	96"W x 24"D
W-4830L	W-4830	48"W x 30"D
W-6030L	W-6030	60"W x 30"D
W-7230L	W-7230	72"W x 30"D
W-9630L	W-9630	96"W x 30"D
W-6036L	W-6036	60"W x 36"D
W-7236L	W-7236	72"W x 36"D
W-9636L	W-9636	96"W x 36"D



W-6036L

## Forum Fixed Workbench

Open-style workbench with plenty of storage on lower shelf.

### Features

**Base:** Constructed of solid maple with an earth-friendly UV finish

**Top:** 2-1/4" Maple Butcher Block

**Vises:** Options for no vise, 1 vise, 2 or 4 vises (installation on site)

**Overall Dimensions:** 26" or 54"D x 64"W x 31-1/4"H



WW2-2V

26" D - Two-Station	54" D - Four-Station	# Vises
WW2-0V	WW4-0V	0
WW2-1V	N/A	1
WW2-2V	WW4-2V	2
N/A	WW4-4V	4

## Forum Fixed Two-Station Workbench

Large work surface and plenty of storage on lower shelf.

### Features

**Base:** Constructed of solid maple legs and frame with an earth-friendly UV finish;

Choose cabinet with double doors or drawers over doors.

**Top:** 2-1/4" Maple Butcher Block

**Vises:** Options for no vise, 1 vise or 2. (installation on site)

**Overall Dimensions:** Overall size: 64"W x 28"D x 33-1/4"H



Item #	Cabinet Style	Vises
WW231-0V	Double doors	No Vise
WW231-1V	Double doors	1 Vise
WW231-2V	Double doors	2 Vises
WW232-0V	Double doors over double drawers	No Vise
WW232-1V	Double doors over double drawers	1 Vise
WW232-2V	Double doors over double drawers	2 Vises



WW231-2V



MLB60305Q

## Apprentice Industrial Arts Workbenches

Stylish and functional workbenches for any vocational classroom, makerspace or industrial environment.

**Base:** Frame powder-coated in eight standard colors; 12-gauge adjustable steel legs with flared bottom foot and 14-gauge steel leg stretchers

**MLB Model:** Includes three-quarter deep lower shelf and rear stretcher with your choice of maple butcher block or ShopTop®; Choose from four widths and three depths

**WBML Model:** Includes 2-1/4" maple butcher block top in two sizes: 28" D x 64" W (two-station) or 54" D x 64" W (four-station); Optional matching shelf and vises on four-station units

**Electric:** Built-in cavities at top of leg allow standard electric outlet (not provided)

**Height:** Height adjusts from 30" W to 39"H to the underside of the top (overall height varies with top thickness)



### Configurator

Style	Width	Depth	Top Type	Steel Color
MLB	48	24	1-3/4" Maple BB (5)	Black (B)
	60	30	1-1/2" ShopTop® (7)	Dark Gray (D)
	72	36		Light Gray (G)
	96*			Silver (S)
				Carrot (T)
				Lime (L)
				Aqua (Q)
				White (W)

\*96"W table has three leg sets

Steel Leg Color



### Configurator

Style	Steel Color	Station #	Vise #	Size	Optional Shelf
WBML	Black (B)	2*	No Vises (0V)	Two-Station	20-0062- <u>    </u>
	Dark Gray (D)	4	Two Vises (2V)	Four-Station	20-0061- <u>    </u>
	Light Gray (G)		Four Vises (4V)	<u>    </u> Matching shelf color code	
	Silver (S)				
	Carrot (T)				
	Lime (L)				
	Aqua (Q)				
	White (W)				

\*Two-station workbenches not available with vises

Steel Leg and Shelf Color



WBMLL20V



WBMLQ20V

**intellibench**

Smart. Modular. Transformable.



--for more product details!



# Active Workspaces

“ Remember to look up  
at the stars and not down  
at your feet. Try to make  
sense of what you see  
and wonder about what  
makes the universe exist. ”  
**Stephen Hawking**



# Woodworking



TETC-40WT

## Forum All-Purpose Tool Cabinet

Durable and sturdy unit to store a variety of tools and supplies.

### Features

**Casebody:** Constructed of maple hardwood and veneers with an earth-friendly UV finish

**Storage:** Upper half including doors lined with 1/4" pegboard; lower half has one fixed bottom and two adjustable 1" plywood shelves; doors have secure, three-point locking handle system

**Options Included:** All-purpose tools and totes

**Overall Dimensions:** 48"W x 22"D x 84"H



Item #	Product	Size
TETC-40	All-Purpose Tool Cabinet	48"W x 22"D x 84"H
TETC-40WT	All-Purpose Tool Cabinet w/Tools	48"W x 22"D x 84"H
15-0082	Three Compartment Nail Box	5-1/2"W x 10-1/2"L x 2-1/2"D
15-0081	Classic Tote Tray	13-3/4"W x 19"L x 4-3/8"D
15-0084	Classic Tote Tray	9"W x 19"L x 4-3/8"D



**Available with or without tools!**

## Forum 60" Tool Cabinet

Secure and organized storage solution for woodworking, metalworking, general shop, electrical, automotive, welding, power technology, foundry, machine shop, marine and electronic tools.

### Features

**Casebody:** Constructed of maple hardwood and veneers with an earth-friendly UV finish

**Storage:** Upper half including doors lined with 1/4" pegboard; lower half has one fixed bottom and two adjustable 1" plywood shelves; pegs based on specialty and doors with secure, three-point locking handle system

**Options Included:** Tools and totes

**Overall Dimensions:** 60"W x 22"D x 84"H



Product	Item #
Cabinet w/60 Assorted Hooks	TC-4
Cabinet w/Pegs for Woodworking	TC-10
Cabinet with Woodworking Tools	TC-10WT
Cabinet w/Pegs for Metalworking Tools	TC-11
Cabinet w/Pegs for General Shop	TC-12
Cabinet with General Shop Tools	TC-12WT
Cabinet w/Pegs for Electrical Tools	TC-13
Cabinet w/Pegs for Automotive Tools	TC-14
Cabinet w/Pegs for Welding Tools	TC-15
Cabinet w/Pegs for Power Technology Tools	TC-16
Cabinet w/Pegs for Foundry	TC-17
Cabinet w/Pegs for Machine Shop Tools	TC-22
Cabinet w/Pegs for Marine Tools	TC-24
Cabinet w/Pegs for Electronics Tools	TC-30
3 Compartment Nail Box	15-0082
Tote Tray: 13-3/4"	15-0081
Tote Tray: 9"W	15-0084



TC-12WT

Cabinets should be secured to the wall for safety. Mounting hardware is not included.

## Forum 48" Tool Cabinet

Centralized storage location for tools, supplies, spare parts and more.

### Features

**Casebody:** Constructed of maple hardwood and veneers with an earth-friendly UV finish

**Storage:** Upper half including doors lined with 1/4" pegboard; lower half has a fixed bottom and two adjustable 1" plywood shelves; doors have secure, three-point locking handle system

**Options Included:** General shop or woodworking tools and totes

**Overall Dimensions:** 48"W x 22"D x 84"H



Item #	Product	Size
TC-4810	Cabinet w/Pegs for Woodworking Tools	48"W x 22"D x 84"H
TC-4810WT	Cabinet w/Woodworking Tools	48"W x 22"D x 84"H
TC-4812	Cabinet w/Pegs for General Shop Tools	48"W x 22"D x 84"H
TC-4812WT	Cabinet w/ General Shop Tools	48"W x 22"D x 84"H
15-0082	Three Compartment Nail Box	51/2"W x 10-1/2"L x 2-1/2"D
15-0081	Classic Tote Tray	13-3/4"W X 19"L X 4-3/8"D
15-0084	Classic Tote Tray	9"W x 19"L x 4-3/8"D



TC-4810WT



MC-1

## Forum Wall Cabinet

Organize tools without sacrificing floor space.

### Features

**Casebody:** Constructed of maple hardwood and veneers with an earth-friendly UV finish; made of three sections – middle section mounts to wall and hinged outside sections can be closed and locked

**Storage:** Lined with pegboard interior and includes an assortment of hooks

**Overall Dimensions:** 48"W x 12"D x 48"H; 96"W when opened



Item #	Product	Overall Size
MC-1	Hanging Storage Cabinet	48"W x 12"D x 48"H

## Forum Tall Parts Cabinet

Perfect for storing small parts including bolts, paints, threads and more.

### Features

**Casebody:** Choose from oak or maple hardwood and veneers with an earth-friendly UV finish

**Storage:** 80 plastic bins, three adjustable shelves with solid 3/4" thick back and doors with secure, three-point locking handle system

**Toe Kick:** Rubber base molding in front



Item #	Product	Overall Size
PSC-80_	Parts Storage Cabinet	36"W x 18"D x 84"H

\_Hardwood Option: M - Maple or K - Oak



PSC-80M

Cabinets should be secured to the wall for safety. Mounting hardware is not included.

# Woodworking



MGSB-6024

## Apprentice Glue & Stain Station

Unit provides functional space for gluing and staining.

### Features

**Base:** Constructed of solid maple framing with one side featuring eight sets of pegs for mounting (bar clamps not included), finished with an earth-friendly UV finish; Shelf measures 48"W x 16"D with 4" rear curb

**Top:** 1-1/4" plywood top capped with gray galvanized steel

**Options:** 3" casters

**Overall Dimensions:** 60"W x 24"D x 35"H



Item #	Size
GSB-6024	60"W x 24"D x 32"H
MGSB-6024 (Mobile)	60"W x 24"D x 35"H

## Apprentice Side Clamp Station

Table built to accept bar clamps and provides an area for gluing projects and clamp storage.

### Features

**Base:** Constructed of solid maple framing with an earth-friendly UV finish

**Top:** Open and includes 17 sets of 3/4" wide grooves (cut into heavy gauge steel rail) which accept bar clamps three feet and over; Lower center rail adaptable for storage of hand screws and "C" clamps

**Options:** Drip pan

**Feet:** Rubber leg boots

**Overall Dimensions:** 73-1/2"W x 36"D x 30-1/2"H



GCT-DP  
(Shown with Drip Pan)

Item #	Style
GCT-7236	Bench only
GCT-DP	Bench w/Drip Pan



MBB-7224



## Apprentice Miter Box Station

Ideal for keeping wood pieces flat while cutting miters.

### Features

**Base:** Constructed of solid maple framing with an earth-friendly UV finish; Holds up to 26"W miter saw (not included)

**Top:** ShopTop® provides duo stationary work surfaces (24"W x 24"D) on either side of adjustable center section

**Overall Dimensions:** 72"W x 24"D x 33-1/2"H



Item #	Top	Size
MBB-7224	1-1/2" ShopTop®	72"W x 24"D x 33-1/2"H



## Forum Touchdown Worktop Cabinet

Enclosed cabinet that includes pegboard for easy, grab-and-go storage.

### Features

**Casebody:** Cabinet walls and two locking doors constructed of maple hardwood and veneers with an earth-friendly UV finish

**Storage:** Enclosed compartment with adjustable shelf; right side fitted with 1/4" pegboard and hooks

**Top:** Maple butcher block

**Feet:** 4" locking, swivel casters

**Mobile Capacity:** 500 lbs.



WMSC-3135

Item #	Top	Overall Size
WMSC-3135	1-3/4" Maple BB	36"W x 24"D x 36-1/2"H



See additional worktop cabinets on p.117



WMSC-3735BL

## Forum Touchdown Worktop Cabinet with Drawers

Similar to our above cabinet, but with drawer storage.

### Features

**Casebody:** Cabinet walls, drawers and door constructed of maple hardwood and veneers with earth-friendly UV finish

**Storage:** Three locking drawers and one locking, right-hinged door with adjustable shelf; right side is fitted with 1/4" pegboard and hooks

**Top:** Maple butcher block or black ChemGuard top with matching edge band

**Feet:** 4" locking, swivel casters

**Mobile Capacity:** 500 lbs.



Item #	Top	Overall Size
WMSC-3735	1-3/4" Maple BB	36"W x 24"D x 36-1/2"H
WMSC-3735BL	1-1/4" ChemGuard	36"W x 24"D x 36"H

## Forum Fixed Workbench

Open-style workbench with large work surface and plenty of storage on lower shelf.

### Features

**Base:** Constructed of solid 2-1/4" maple legs and frame with an earth-friendly UV finish; Large work surface with open storage space on lower shelf

**Top:** 2-1/4" Maple butcher block in two sizes: 26"D x 64"W (two-person) and 54"D x 64"W (four-person)

**Options:** Vises (installation on site)

**Overall Dimensions:** 26"D (two-person) or 54"D (four-person) x 64"W x 31-1/4"H



Two-Station	Four-Station	# of Vises
WW2-0V	WW4-0V	0
WW2-1V	N/A	1
WW2-2V	WW4-2V	2
N/A	WW4-4V	4



WW4-0V



VSR-277M



## Forum Vertical Rack

Triangular design for storage of lumber, pipe, rods and more.

### Features

**Base:** Constructed of heavy-gauge metal primed gray

**Shelving:** Three horizontal short shelves (12"W x 18"D and 24"H), four vertical storage sections (16"W x 6"D) with guardrail on bottom to hold stock in place



Item #	Product	Size
VSR-277M	Vertical Storage Rack	48"W x 30"D x 100"H

## Forum Metal Lumber Rack

Metal unit designed for efficient storage of lumber.

### Features

**Base:** Constructed of four individual steel upright frames primed gray; all welded Construction and free standing

**Shelving:** One 38"D shelf and four 20"D shelves

**Weight Capacity:** Per shelf - 400 lbs.



Item #	Product	Size
LR-12M	Metal Lumber Rack	12'W x 42"D x 8'H



LR-12M

Mounting hardware is not included; must be mounted to the wall.



LR-13W

## Forum Lumber Storage Rack

Wooden unit designed for efficient storage of lumber.

### Features

**Base:** Constructed of solid ash framing and interlocked uprights

**Shelving:** 28 iron pipes for lumber support (1-1/4" diameter, 20" long pipes)



Item #	Product	Size
LR-13W	Wooden Lumber Rack	151-1/2"W x 32"D x 6'H

## Forum Lumber/Plywood Storage Rack

Create your own custom rack to store lumber and plywood!

### Features

**Uprights:** Start with minimum of two solid maple uprights; each upright is 84"H and has five 20" long, 1-1/4" diameter iron pipe arms; As you add uprights, you add storage; designed to mount directly to the wall (The more uprights, the more storage!)

**Options included:** Steel wall spacer brackets (anchored at top and bottom) to move upright 16" from wall for alternate storage option

Item #	Product
LR-1WM	Upright With Five Pipe Arms
LR-9SB	16" Wall Spacer Bracket

LR-1WM

LR-9SB



LR-1WM  
Quantity of 4 shown for illustrative purposes.

Mounting hardware is not included; must be mounted to the wall.

# Metal Fab



Stake Plate

SMB-540

## Apprentice Sheet Metal Bench

Designed to provide open storage of 30" metal sheets.

### Features

**Base:** Constructed of solid maple legs, stringers, and plywood shelves, finished with an earth-friendly UV finish

**Top:** 2-1/4" Maple butcher block protected on two long edges with 2" x 2" angle iron

**Options:** None, one or two stake plates

**Overall Dimensions:** 60"W or 96"W x 40"D x 31-1/4"H



60"W	96"W	# Stake Plates
SMB-540	SMB-840	0
SMB-540A	SMB-840A	1
SMB-540B	SMB-840B	2

## Apprentice Angle Iron Workbench

Durable workbench that is built to last all shop and industrial arts classes.

### Features

**Base:** Constructed of solid maple legs and maple veneer shelf with 4" rear curb, both with an earth-friendly UV finish

**Top:** 2-1/4" Maple butcher block with 4" rear curb and angle iron front edge

**Overall Dimensions:** Choose between 72-144"W x 24"D x 31-1/4"H or 37-1/4"H



A32-6W

31-1/4"H	37-1/4"H	Width	# Legs
A32-6W	A37-6W	72"	4
A32-8W	A37-8W	96"	4
A32-10W	A37-10W	132"	6
A32-12W	A37-12W	144"	6



## Perspective Tables

Ideal for many environments including art, general planning, sewing, model construction and more.

### Features

**Base:** Frame constructed of solid maple with two tapered pedestal style panel legs and two maple truss bars, finished with an earth-friendly UV finish

**Storage:** Choose from plain, book compartment or tote tray units; book compartment measures: 34-1/2"W x 12-1/16"D x 2-1/4"H; each tote measures: 13-1/2"W x 19"D x 3-1/2"H

**Tops:** Maple butcher block top or laminate top with almond or maple HPL and matching edge band; premier top attachment prevents table from racking or rocking

**Overall size:** 60"W x 42"D x 26 or 30"H



PT-62PNB

Plain Apron	Book Compartment	Tote Tray	Top Type	Height
PT-62M26	PT-61M26	PT-60M26	1-3/4" Maple BB	26
PT-62M*	PT-61M	PT-60M	1-3/4" Maple BB	30
PT-62PNB26	PT-61PNB26	PT-60PNB26	1-1/4" Natural Maple HPL	26
PT-62PNB	PT-61PNB	PT-60PNB	1-1/4" Natural Maple HPL	30
PT-62P26	PT-61P26	PT-60P26	1-1/4" Almond HPL	26
PT-62P	PT-61P	PT-60P	1-1/4" Almond HPL	30

Laminate Top



PT-7248M36

## Perspective X-Large Tables

Built for teamwork and collaboration this table is perfect for project management and maximizing group productivity.

### Features

**Base:** Frame constructed of solid maple with two tapered pedestal style panel legs and two maple truss bars, finished with an earth-friendly UV finish

**Tops:** Maple butcher block top or laminate top with almond or maple HPL and matching edge band premier top attachment prevents table from racking or rocking

**Overall size:** 60" or 72"W x 30", 36", 42" or 48"D, 26", 30" or 36"H



### Configurator

Style	Width	Depth	Top Type	Height
PT	-60	30	1-3/4" Maple BB (M)	26 (only available with 60"W)
	-72	36	1-1/4" Natural Maple HPL (PNB)	30
		42	1-1/4" Almond HPL (P)	36
		48		

## Perspective Worktop Classic

Designed to provide a structurally sound and completely functional work center.

### Features

**Base:** Frame constructed of solid 2-1/4" maple legs and 13/16" thick x 4-1/2"H solid maple aprons with 13-gauge steel corner braces, finished with an earth-friendly UV finish

**Tops:** Maple butcher block top or laminate top with almond and matching edge band

**Feet:** Adjustable floor glides and rubber leg boots

**Overall Size:** 48"W x 48"D; 26 or 30"H



26" H	30" H	Top Type
WX4-M26	WX4-M	1-3/4" Maple BB
WX4-P26	WX4-P	1-1/4" Almond HPL



WX4-M



WT7142M30N

### Perspective Clay Wedging Table

Developed with a teacher's input, this clay wedging unit is a go-to for any ceramics class.

**Features**

**Base:** Legs and apron constructed of oak or maple hardwood and veneers with an earth-friendly UV finish

**Chemguard Top:** 1-1/4" particle board with HPL top and phenolic backer; Covered with removable, washable canvas attached with Velcro

**Features:** Clay cutter wire mounted to top and angled across depth of top for easy tightening if wire stretches

**Feet:** Rubber leg boots



Item #	Overall Size
WT7142_30N	60"W x 30"D x 30"H

\_ Hardwood Option: M - Maple or K - Oak

### Perspective Mobile Clay Cart

Perfect for storing clay – can be used individually or in conjunction with any ceramic bench.

**Features**

**Top/Base:** Constructed of maple hardwood and veneers with an earth-friendly UV finish; Top fitted with piano hinge and recessed pull

**Features:** Removable liner inside

**Feet:** Casters



Item #	Overall Size
C-38	18-1/4"W x 14-1/8"D x 28-1/2"H



3010M-ADA



3010M

### Perspective Art Clean Up Sink

Stainless steel and wood combo sink unit that makes cleanup in the art room quick and easy.

**Features**

**Base:** Constructed of oak or maple hardwood and veneers with an earth-friendly UV finish: ADA unit – angled center panel for accessibility of 34-1/2"W x 27-3/4"H

**Storage:** Two locking base cabinets

**Sinks:** Expansive stainless-steel sink featuring three gooseneck mixing faucets; ADA model comes with one ADA gooseneck mixing faucet and two gooseneck mixing faucets

**Toe Kick:** Rubber base molding with metal corners



Item #	Style	Size
3010_	Flat Center Panel	74-1/2"W x 29-3/4"D x 36-1/4"H
3010_-ADA	Angled Center Panel	74-1/2"W x 29-3/4"D x 33"H

\_ Hardwood Option: M - Maple or K - Oak

### Perspective Ceramic Work Center

Sturdy and efficient work center for ceramics class that can be against wall or used as an island.

**Features**

**Base:** Constructed of maple hardwood and veneers with an earth-friendly UV finish

**Storage:** One locking base cabinet with adjustable shelf; Three dovetailed, locking drawers

**Laminate Top:** 1-1/4" particle board with almond HPL top and phenolic backer

**Features:** Includes Mobile Clay Cart (C-38)

**Feet:** Rubber base molding with metal corners



CWC-72P shown with C-38

Item #	Product	Overall Size
CWC-72P	Ceramic Work Center	72"W x 30"D x 33-3/4"H



### Perspective Sculpture Ware Cart

Versatile drying and damp cart eliminates plastic bag mess associated with ceramics and pottery drying.

**Features**

**Base:** Constructed of oak or maple hardwood and veneers with an earth-friendly UV finish with adjustable vinyl, zippered cover

**Storage:** Two sided – each side features three epoxy-coated, adjustable grid-style shelves (14" shelf depth) with epoxy-coated drip pan on bottom shelf

**Feet:** 4" heavy-duty, swivel casters



Item #	Product	Size
5100_	Sculpture Cart	48-1/2"W x 30-1/2"D x 60-1/2"H

\_ Hardwood Option: M - Maple or K - Oak

### Perspective Damp Cabinet

Keeps your "works in progress" in moist, workable condition.

**Features**

**Base:** Cabinet air-sealed by foam rubber gasket doors; Exterior walls and doors double-walled with internal layer of anodized sheet aluminum

**Storage:** Heavy-duty bolt-on shelves with aluminum surface



9100BL

Item #	Product	Size	Weight
9100BL	Damp Cabinet	36"W x 19"D x 84"H	275 lbs.
9200BL	Drying Cabinet	36"W x 19"D x 84"H	200 lbs.

### Perspective Drying Cabinet

Designed for drying and storing greenware and clay pieces.

**Features**

**Base:** Constructed of 13-gauge angled steel pieces welded to 3/4", 16-gauge expanded steel mesh that provides full air circulation; Top and bottom panels are 16-gauge steel

**Storage:** Four shelves constructed of 1/8" perforated hardboard that's supported by fixed welded brackets



9200BL

Cabinets should be secured to the wall for safety. Mounting hardware is not included.



AH

## Perspective Art Horse

Beautiful, sturdy and designed for student comfort.

### Features

**Base:** Constructed of solid maple with an earth-friendly UV finish with grooved seat height that accommodates up to 24" x 30" drawing boards

**Weight:** 25 lbs.



Item #	Overall Size
AH	28-1/2"W x 12"D x 27-1/2"H

## Perspective Taboret

Stationary or mobile unit that provides individual storage compartments for each artist.

**Base:** Constructed of maple hardwood and veneers with an earth-friendly UV finish

**Storage:** 10 locking drawers (20-1/2"W x 26-3/4"D x 1-5/8"H)

**Laminate Top:** 3/4" particle board with almond HPL top

**Options:** 4" locking casters (set of 4)



Item #	Product	Overall Size
T-1000	Taboret	24"W x 32"D x 40"H
LCS	Locking Casters	4"H (Add 4" to H)



T-1000  
(Shown with Optional Casters)



359-4822M

## Perspective Canvas Door Display Cabinet

Stay organized and inspired with this durable cabinet that lets you display artwork.

### Features

**Casebody:** Constructed of oak or maple hardwood and veneers with an earth-friendly UV finish

**Display/Storage:** Framed doors have secure, three-point locking handle system and are covered with black canvas mesh, designed to display artwork; fixed bottom and middle shelf with four adjustable shelves (1" thick and can hold up to 40 lbs. per sq ft)

**Toe Kick:** Rubber base molding with metal corners



Item #	Product	Overall Size
359-4822_	Canvas Door Display Cabinet	48W x 22"D x 84"H

\_Hardwood Option: M - Maple or K - Oak

Cabinets should be secured to the wall for safety. Mounting hardware is not included.



### Perspective Flat Paper Storage Cabinet with Drawers

Enclosed cabinet designed for storing paper, rocks, supplies and more.

**Features**

**Casebody:** Choose from oak or maple hardwood and veneers with an earth-friendly UV finish  
**Storage:** Seven large drawers (4"H x 44"W x 26"D) for flat storage (maximum weight limit of 100 lbs. each), three shelves (two adjustable) and doors with three-point locking handle system



Item #	Product	Overall Size
354-4830_	Rock/Paper Storage Cabinet	48"W x 30"D x 84"

\_ Hardwood Option: M - Maple or K - Oak



354-4830M



333-3630M

### Perspective Portfolio/Canvas Storage Cabinet

Art room must-have where students can easily store artwork or other projects.

**Features**

**Casebody:** Constructed of oak or maple hardwood and veneers with an earth-friendly UV finish  
**Storage:** Three-tier compartment with removable dividers holds max of 42 portfolios, papers or canvases (24" x 30)  
**Toe Kick:** Rubber base molding with metal corners



Item #	Product	Overall Size
333-3630_	Portfolio/Canvas Cabinet	36"W x 30"D x 84"H

\_ Hardwood Option: M - Maple or K - Oak

### Perspective Paper Storage Cabinet

Quality paper storage for drafting rooms and art studios.

**Features**

**Casebody:** Cabinet walls, top and doors constructed of oak or maple hardwood and veneers with an earth-friendly UV finish; designed to be placed against wall as back is unfinished  
**Storage:** 25 slots (20" x 26") with 2-1/2 lbs. weight capacity per slot, enclosed behind doors with secure, three-point locking handle system



Item #	Product	Overall Size
DBC-1_	25 Slot Storage Cabinet	32"W x 22"D x 84"H

\_ Hardwood Option: M - Maple or K - Oak



DBC-1M

Cabinets should be secured to the wall for safety. Mounting hardware is not included.



8200M

### Perspective Painting Hood & Cabinet System

Provides protection from toxic fumes while painting.

**Features**

**Cabinet Base:** Constructed of oak or maple hardwood and veneers with an earth-friendly UV finish. Features locking doors with adjustable shelf.

**Upper Booth Encloser:** Fabricated of 18-gauge steel with corrosion resistant, powder-coated, baked epoxy finish; Includes two filters set in easy-to-change flange bracket system.

**Light:** Standard vapor-proof light mounted and wired to junction box; Uses standard bulbs and wired to switches in front post area.

**Blower:** Motor operates at RPM to provide 100 LFM and 3/4" of static pressure; Mounted on top and wired to common junction box; Transition piece from booth to blower provided and connected; Wired to switches in front post area.

**Note:** Booth must be connected to duct work (not provided)



Item #	Product	Overall Size
8200_	Paint Hood	36"W x 24"D x 97-3/4"H

\_ Hardwood Option: M - Maple or K - Oak

### Perspective Art Supply Storage Cabinet

Strong and centralized storage center for art tools, supplies and other resources.

**Features**

**Casebody:** Constructed of oak or maple hardwood and veneers with an earth-friendly UV finish; Doors have a secure, three-point locking handle system.

**Top Storage:** Two adjustable shelves with 15 sets of holes that hold 15 optional metal dividers (#243214) for vertical storage.

**Middle Storage:** Can cubby area holds 29 standard aerosol cans, and pints of tempera and acrylic paints (3" x 4" area) in 1/4" black HDPE plastic.

**Bottom Storage:** Features Euro-Series (high-impact polystyrene) totes available in four colors; Nine single totes (12-1/4"W x 16-3/4"D x 3"H) and three double totes (12-1/4"W x 16-3/4"D x 6"H) with clear, sturdy glide and tote tray runners.

**Toe Kick:** Rubber base molding with metal corners.



Item #	Product	Overall Size
PSC-90_	Supply Storage	43"W x 22"D x 84"H

\_ Hardwood Option: M - Maple or K - Oak



PSC-90M  
(Patent Pending)



FCC-29M

### Perspective Hanging Wall Storage Cabinet

Compact version of our popular Art Storage Cabinet – perfect for organizing cans and paints.

**Base:** Constructed of oak or maple hardwood and veneers with an earth-friendly UV finish.

**Storage:** Holds 29 standard aerosol cans or paints (3" x 4" area) in 1/4" black HDPE plastic.



Item #	Product	Overall Size
FCC-29_	Supply Storage	43"W x 5-1/4"D x 26-1/2"H

\_ Hardwood Option: M - Maple or K - Oak

### Perspective Art Supply Cabinet

Similar to our Drawing Supply Cabinet, but with different storage configurations.

**Features**

**Casebody:** Constructed of or maple hardwood and veneers with an earth-friendly UV finish

**Storage:** Built to hold T-squares, 18" x 24" drawing boards and other supplies for 24 students; 24 totes and doors with secure, three-point locking handle system

**Options Included:** Tools

**Toe Kick:** Rubber base molding in front



Item #	Style	Size
DTC-5	Cabinet With Totes	48"W x 22"D x 84"H
DTC-5WT	Cabinet With Totes & Tools	48"W x 22"D x 84"H



DTC-5



DTC-24WT

### Perspective Drawing Supply Cabinet

Store all learning supplies in one space.

**Features**

**Casebody:** Constructed of maple hardwood and veneers with an earth-friendly UV finish

**Storage:** Built to hold T-squares, 18" x 24" drawing boards and other supplies for either 24 students (48"W cabinet) or 36 students (60"W cabinet); Fixed shelving, eight classic totes and doors with secure, three-point locking handle system

**Options:** Tools

**Toe Kick:** Rubber base molding in front



Item #	Style	Width	Size
DTC-24	Cabinet With Totes	48"W	48"W x 22"D x 84"H
DTC-24WT	Cabinet With Totes & Tools	48"W	48"W x 22"D x 84"H
DTC-36	Cabinet With Totes	60"W	60"W x 22"D x 84"H
DTC-36WT	Cabinet With Totes & Tools	60"W	60"W x 22"D x 84"H

Cabinets should be secured to the wall for safety. Mounting hardware is not included.

**"NO" PINCH**  
SOFT-CLOSE TOP



DT-9SA37

## Draftsman Drawing Table

Compact and durable drawing tables with 1 or 2 lifting tops and drawer options.

### Features

**Base:** Solid maple apron and square wooden legs finished with an earth-friendly UV finish; legs attached with 13-gauge steel corner braces

**Storage:** Choose from:

plain apron (DT-9)

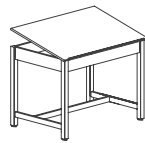
small center drawer (DT-2 or DT-3): OD 2"H x 13"W x 19-3/4"D

large center drawer (DT-1): OD 2"H x 17-7/8" W x 19-3/4"D

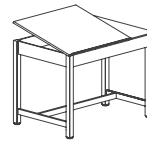
**Laminate Top:** Almond HPL on 3/4" particle board core with phenolic backer and matching 1 mm edge band; Top adjusts from 0–30 degrees with soft-close "no pinch" safety feature and includes an attached pencil ledge; 1-piece top measures, 36"W x 24"D; 2-piece tops measure 24"W x 24"D adjustable and 12"W x 24"D fixed

**Feet:** Adjustable floor glides

**Overall Size:** Units are 36" W x 24"D, 30" or 36"H



A = 1-PIECE TOP



SA = 2-PIECE TOP



DT-1A30



DT-2SA30



DT-3SA37

Top Type	Height	Plain	Small Drawer	Large Drawer
1-Piece Top	30"	DT-9A30	DT-2A30	DT-1A30
2-Piece Top	30"	DT-9SA30	DT-2SA30	DT-1SA30
1-Piece Top	36"	DT-9A37	DT-3A37	DT-1A37
2-Piece Top	36"	DT-9SA37	DT-3SA37	DT-1SA37

## Draftsman Drawing Table System

Compact and durable drawing table with options for what your workspace needs.

### Features

**Base:** Solid maple apron and square wooden legs finished with an earth-friendly UV finish; legs attached with 13-gauge steel corner braces

**Storage:** Board storage models feature six (25-1/4"H x 24-3/8"D x 1-1/4"W) spaces for storage; all doors and dovetailed drawers lock

**Laminate Tops:** Almond HPL on 3/4" particle board core with phenolic backer and matching 1 mm edge band; Top adjusts from 0-30 degrees with soft-close "no pinch" safety feature and includes an attached pencil ledge; 1-piece top measures, 42"W x 30"D; 2-piece tops measure 30"x 30"D adjustable and 12"W x 12"D fixed

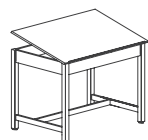
**Feet:** Adjustable floor glides

**Options:** Deluxe model includes CPU holder (23"H x 11"W x 29"D), monitor arm, keyboard and mouse tray

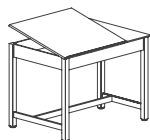
**Overall Size:** 42"W x 30"D x 39-3/4"H



CDTC-71



A = 1-PIECE TOP



SA = 2-PIECE TOP



DT-60SA



DT-63SA



CDTC-70

Top Type	Plain	Drawers	Board Storage	Drawers & Board Storage
Basic (1-Piece Top)	DT-30A*	DT-31A	DT-32A	DT-33A
Basic (2-Piece Top)	DT-60SA*	DT-61SA	DT-62SA	DT-63SA
Deluxe (2-Piece Top)	CDTC-70*	CDTC-71	CDTC-72	NA

\* Fastrak Product, ships in 5 business days



PT-72P

## Draftsman Tables

Sturdy desk that works for art, planning, sewing and more.

### Features

**Base:** Solid maple apron and square wooden legs finished with an earth-friendly UV finish and attached with 13-gauge steel corner braces

**Storage:** Two, dovetailed, locking drawers (OD 2-3/4"H x 13"W x 19-3/4"D)

**Tops:** Maple butcher block top or laminate almond top and matching 3mm edge band

**Feet:** Adjustable floor glides and rubber boots



Item #	Top Style	Overall Size
PT-72P	Fixed - 1-1/4" Almond HPL	72"W x 30"D x 30"H
PT-72M	Fixed - 1-3/4" Maple BB	72"W x 30"D x 30"H

## Draftsman Layout Bench

Store layouts, paper, pens and more in this versatile planning bench.

### Features

**Base:** Constructed of maple-veneered plywood with finished back, solid maple apron and legs both finishes with an earth-friendly UV finish and attached with 13-gauge steel corner braces

**Storage:** Dovetailed, locking drawers; four paper storage drawers (32-5/12"W x 25-3/4"D x 2"H), one file drawer (15-3/12"W x 19-3/4"D x 10-1/4"H) and four smaller drawers (15-3/12"W x 19-3/4"D x 4-1/2"H)

**Top:** Almond Laminate with phenolic backer and matching 3 mm edge band

**Feet:** Adjustable floor glides



PLB-201

Item #	Top	Overall Size
PLB-201	Fixed - 1-1/4" Almond HPL	72"W x 30"D x 37"H



**Use this unit as a sewing table!**



CDTC-73

## Draftsman Two-Station Deluxe Drawing Table System

Two-station version of our most popular drafting table.

### Features

**Base:** Solid maple apron and square wooden legs finished with an earth-friendly UV finish and attached with 13-gauge steel corner braces

**Tops:** Two adjustable tops of (24"W x 24"D) Almond HPL on 3/4" particle board core with phenolic backer and matching 1 mm edge band; Top adjusts from 0-30 degrees with soft-close "no pinch" safety feature and includes an attached pencil ledge; has fixed reference area in middle (24"W x 30"D)

**Includes:** Includes two CPU holders, two keyboard trays and flat panel monitor arm that holds two 15"-17" monitors

**Feet:** Adjustable floor glides



Item #	Top Style	Overall Size
CDTC-73	Two Adjustable, One Fixed	84"W x 30"D x 39-3/4"H

## Draftsman Two-Station Drawing Tables

Ample room to work on projects, store supplies and features separate adjustable work surfaces that can be set to each student's ideal drawing angle.

### Features

**Base:** Solid maple apron and square wooden legs finished with an earth-friendly UV finish and attached with 13-gauge steel corner braces

**Storage:** Choose from six or eight dovetailed, locking drawers (20-1/2"W x 19-3/4"D), master-keyed separately or six dovetailed, locking drawers (10-1/2"W x 19-3/4"D x 2"H); master-keyed separately; includes center book compartment (10-1/2"W x 21-1/4"D x 5-7/8"H)

**Tops:** Two-28"W x 32-1/2"D Almond HPL on 3/4" particle board core with phenolic backer and matching 1 mm edge band; Top adjusts from 0-30 degrees with soft-close "no pinch" safety feature and includes an attached pencil ledge and flat fixed reference area in middle (14"W x 32-1/2"D) or wo adjustable (24"W x 24"D) 3/4" almond colored HPL tops with phenolic backers and matching 1 mm edge band; Top adjusts from 0-30 degrees with soft-close "no pinch" safety feature and includes an attached pencil ledge; has fixed reference area in middle (12"W x 24"D)

**Feet:** Adjustable floor glides



DTA-21A



DT-82A



Item #	Drawers	Top Style	Overall Size
DT-80A	Six	Two Adjustable, One Fixed	70"W x 32-1/2"D x 39-3/4"H
DT-82A	Eight	Two Adjustable, One Fixed	70"W x 32-1/2"D x 39-3/4"H
DTA-21A	Six	Two Adjustable, One Fixed	60"W x 24"D x 35-3/4"H



DT-8A

## Draftsman Single Drawing Table w/ Drawer Base

This drawing table is durable and has abundant storage space.

### Features

**Base:** Solid maple apron and square wooden legs finished with an earth-friendly UV finish and attached with 13-gauge steel corner braces

**Storage:** Cabinet features six dovetailed, locking drawers; master-keyed separately

**Top:** Almond HPL on 3/4" particle board core with phenolic backer and matching 1 mm edge band; Top adjusts from 0-30 degrees with soft-close "no pinch" safety feature and includes an attached pencil ledge; 2-piece 3/4" top has adjustable side (24"W x 24"D) and flat reference side (12"W x 24"D) for DT-4; 2-piece 3/4" top has adjustable side (33"W x 32-1/2"D) and flat reference side (15"W x 32-1/2"D) for DT-8

**Feet:** Adjustable floor glides



Item #	Top Style	Drawer Size	Overall Size
DT-4SA	One Adjustable, One Fixed	10-1/2"W x 19-3/4"D x 2"H	36"W x 24"D x 30"H
DT-4A	One Adjustable	10-1/2"W x 19-3/4"D x 2"H	36"W x 24"D x 30"H
DT-8A	One Adjustable, One Fixed	20-1/2"W x 19-3/4"D x 2"H	48"W x 32-1/2"D x 39-3/4"H



**“NO”  
PINCH**  
SOFT-CLOSE  
TOP

IDT-102

### Draftsman Instructor Table

Attractive instructor’s desk built for use with ample space for drawing, instruction and storage.

**Features**

**Base:** Solid maple apron and square wooden legs finished with an earth-friendly UV finish; legs attached with 13-gauge steel corner braces

**Storage:** Two, dovetailed, locking drawers (Left Drawer OD 2"H x 35"W x 19-3/4"D, Right Drawer OD 2"H x 9"W x 19-3/4"D)

**Top:** Almond Laminate on 3/4" particle board core with phenolic backer and matching 1 mm edge band; Top adjusts from 0–30 degrees with soft-close “no pinch” safety feature and includes an attached pencil ledge

**Feet:** Adjustable floor glides



Item #	Top	Overall Size
IDT-102	3/4" Almond HPL	60"W x 37-1/2"D x 36"H
IDT-103	3/4" Almond HPL	72"W x 37-1/2"D x 36"H

### Draftsman Instructor Table w/Light

A desk and light box in one! Ideal for applications like drawing, drafting, designing and inspecting.

**Features**

**Base:** Solid maple apron and square wooden legs finished with an earth-friendly UV finish; legs attached with 13-gauge steel corner braces

**Top:** Almond HPL on 3/4" particle board core with phenolic backer and matching 1 mm edge band; shatter-resistant glass insert for maximum diffusion of light with minimum glare and no hot spots; Top adjusts from 0–30 degrees with soft-close “no pinch” safety feature and includes an attached pencil ledge

**Electrical:** Installed 120-volt electrical cord; four energy-efficient fluorescent tubes included

**Feet:** Adjustable floor glides



Item #	Top style	Overall Size
LT-4424	Adjustable - Glass	44"W x 24"D x 39-3/4"H



**“NO”  
PINCH**  
SOFT-CLOSE  
TOP

LT-4424



LT-3222M

### Draftsman Fixed Light Table

A fixed, 22-degree angle light table for one’s most important projects.

**Features**

**Base:** Solid maple apron and veneers with square wooden legs, finished with an earth-friendly UV finish and attached with 13-gauge steel corner braces

**Top:** Laminated shatter-resistant glass provides maximum diffusion of light with minimum glare and no hot spots; 26"W x 17"D glass insert encased in a 3/4" thick hardwood frame with 1 mm edge banding; 32"W x 22"D overall top is fixed at a 22-degree angle with attached pencil ledge

**Electrical:** Installed 120-vault electrical cord; energy-efficient lighting

**Feet:** Adjustable floor glides



Item #	Top Style	Overall Size
LT-3222M	Fixed - Glass	31"W x 20"D x 43"H (back)



### Uplift! Drafting Tables

Adjustable two-station art/drafting/graphics table that fits elementary to adult spaces.

**Features**

**Base:** Adjustable steel, silver powder-coated legs, adjust in 2cm increments from 27" to 41-3/4" with 3" provided spacer

**Top:** 3/4" particle board with almond HPL top and phenolic backer

**Feet:** Equipped with adjustable leveling glides



Item #	3/4" Almond Laminate Top Sizes	Overall Size
ALTD1-6030	2-Piece: 42"W x 30"D - Adjustable, 18"W x 30"D Fixed	60"W x 30"D
ALTD2-6030	2-Piece: 2-30"W x 30"D - Adjustable	60"W x 30"D



### Draftsman Four-Station Drafting Table

Gives ample room to work on projects and store supplies. Features separate adjustable work surfaces that can be set to each student's ideal drawing angle.

**Features**

**Base:** Solid maple apron and square wooden legs finished with an earth-friendly UV finish and attached with 13-gauge steel corner braces

**Top:** Four tops, 26"W x 24"D; 3/4" Almond plastic laminate with 1 mm edge banding with pencil ledges and made for drafting; Additional storage under each drawing area (23-3/4"W x 20-3/4"D)

**Feet:** Adjustable floor glides and rubber boots



Item #	Top Style	Overall Size
DT-90PL	Four-Piece Adjustable	84"W x 48"D x 30"H

### Draftsman Portable Drawing Board

Ideal for classrooms or studios that are tight on space.

**Features**

**Base:** Constructed of maple with an earth-friendly UV finish and folds flat for storage

**Top:** 3/4" Almond plastic laminate with 1 mm edge banding with a 24"W x 20"D drafting surface able to be used as flat surface or position to 30, 45 or 60-degree angles

**Feet:** Rubber



Item #	Top Style	Overall Size
PDT-2420	Adjustable	24"W x 20"D



## Protocol Athletic Taping Stations

Designed for top-tier functionality, these taping stations are designed to be used together or alone and double as seating or storage.

**Base:** Constructed of oak or maple hardwood and veneers with an earth-friendly UV finish

**Top:** 2" thick vinyl cushions on each end, available in black or dove gray (each 27"W)

**Storage:** Swing hallow drawer and swing doors; End cabinets feature swing doors with open shelf

**Options:** Choose single units or triple sectional with center removable cushion.



ATSS4273630KB

ATSA4273630KB

Unit	Lower Storage Type	Width	Depth	Height	Material	Cushion
ATS	Swing Doors w/ Cushion (S1)	27	36	30	Oak (K)	Black (B)
	Double Height Drawer (S4)			36	Map	
	Double Height Drawer over Swing Doors (A4)					



ATSS1273630MB



CTSI753630KG

Unit	Type	Width	Depth	Height	Material	Cushion
CTS	Wall (W)	75	36	30	Oak (K)	Black (B)
	Island* (I)			36	Maple (M)	Gray (G)

\*Features finished back

## Protocol Athletic Taping and Training Benches

These multipurpose benches are ideal for training rooms, nursing stations, and FACS classrooms for medical training. The high performance vinyl keeps this unit durable and easy to clean.

**Frame:** Oak or maple hardwood and veneers with an earth-friendly UV finish

**Cushion:** 2" or 4-3/4" thick w/easy-to-clean, high-performance vinyl

**Feet:** Self-leveling, non-marring glides



ATTS4273636MG



FAB-7230K



FAB31MSF

Unit	Lower Storage Type	Width	Depth	Height	Material	Cushion
ATT	None (Frame Only) (S)	27	36	36	Oak (K)	Black (B)
	Single Shelf (S1)		42		Maple (M)	Gray (G)
	Double Shelves (S2)		48			
	End Cabinet (S3)					
	Side Cabinet (S4)					

Item #	Product	Overall size	Height
FAB-7230_	Bench w/Built in Headrest	72"W x 30"D	27
FAB31_	Trainer Bench	72"W x 30"D	31
FAB31_SF	Trainer Bench with Shelf	72"W x 30"D	31
FAB3_	Trainer Bench	72"W x 30"D	36
FAB36_SF	Trainer Bench with Shelf	72"W x 30"D	36

\_ Hardwood Option: M - Maple or K - Oak



HWS-3624K

## Protocol Mobile Hot Water Station

Mobile unit that provides hot or cold water where you need it.

### Features

**Base:** Constructed of oak or maple hardwood and veneers with earth-friendly UV finish

**Tanks:** 5-gallon fresh water and 6-gallon wastewater tank; NSF, UL and FDA approved (labeled accordingly); Water heats up to 10 to 15° warmer than fresh tank temperature (room temperature starting water recommended)

**Top:** 1-1/4" particle board with HPL top and phenolic backer

**Electric:** Electricity required; Includes duplex outlet and extension cord

**Features:** Stainless steel sink with hot- and cold-water mixing faucet, water heater, pump  
**Feet:** 4" locking casters



Item #	Top	Size
HWS-3624_	HPL	36"W x 24"D x 36"

\_ Hardwood Option: M - Maple or K - Oak

## Protocol Mobile Hand-Washing Station

Essential hand-wash station that moves where you need it – no electricity needed!

### Features

**Base:** Constructed of oak or maple hardwood and veneers with earth-friendly UV finish

**Tanks:** 36"H unit has four 5-gallon tanks; 30"H has four 2-1/2-gallon jugs – two fresh water and two waste tanks; one foot pump

**Foot Pump:** Choose 1 or 2 foot pumps

**Top:** 36"H unit has 3/4" phenolic resin top; 30"H has 1-1/4" particle board with HPL top and phenolic backer

**Features:** Stainless steel sink, gooseneck faucet with lab style nozzle tip, two-cabinet doors (one on each side), quick connect fittings for switching between fresh-water tanks and raised paper towel rod (one per single unit, two per double unit)

**Feet:** 4" locking casters

**Overall Dimensions:** 24"W x 24"D x 30 or 36"H



Foot Pump

WSP2-36M

Item #	Height	Foot Pumps
WSP1-30_	30	1
WSP1-36_	36	1
WSP2-30_	30	2
WSP2-36_	36	2

\_ Hardwood Option: M - Maple or K - Oak

## Protocol Metered Hand-Washing Sinks

Stainless steel hand-washing unit with easy-to-clean surface.

### Features

**Base:** Cabinet constructed with 18-gauge stainless steel body and 4-gauge stainless steel top

**Tank:** 5-gallon fresh water and 7-gallon waste tanks; Requires no disassembly

**Electric:** Includes 15' GFCI power cord with standard wall plug (UL Listed) and powers 115-volt 3.3 GPM water diaphragm pressure pump (CSA Listed) at 45 PSI

**Features:** Stainless steel sink (10"W x 14"D x 5"H), water-saving, metered cold water faucet (0.5 GPM flow rate), refillable top-loading soap dispenser, towel dispenser and lockable door

**Feet:** 5" casters (two swivel and two locking)



260004

260006

Item #	Product	Water Heater	Overall Size
260004	COLD Water Sink & Metered Faucet	No	24"W x 24"D x 39"H
260005	HOT Water Sink & Metered Faucet	Yes	24"W x 24"D x 39"H
260006	COLD Water Sink & Sensored Faucet	No	24"W x 24"D x 39"H
260007	HOT Water Sink & Sensored Faucet	Yes	24"W x 24"D x 39"H

## Protocol Hand Sanitizers

Essential for today's public spaces – complete hand sanitizer unit that includes stand and dispenser.

### Features

**Base:** Heavyweight, free-standing, powder-coated based with universal powder-coated mounting plate

**Gel Dispenser:** Touchless and motion-activated with interior on/off switch

**Not Included:** Sanitizer gel and required batteries

**Options:** Available as complete set or as individual products



Item #	Product	Overall Size
260000-S	Hand Sanitizer Set (Stand & Dispenser)	15-3/4"W x 11-3/4"D x 49-1/2"H
260001-S	Hand Sanitizer Stand	15-3/4"W x 11-3/4"D x 49-1/2"H
260002-S	Gel Dispenser (Motion-Activated)	5-7/16"W x 5-7/16"D x 11-7/32"H

\* Fits most dispensers with screws or double-sided tape



## Protocol Sanitizer Dispenser

Provides clean, accessible hand sanitation.

### Features

**Station Base:** Type 300, 16-gauge stainless steel with #4 polish satin finish; Knockdown design featuring weighted square base plate (16" x 16") slotted for height-adjustable support arm (up to 16"H) with leveling feet; 8" x 8" base fits up to 7" wide gallon jug; 16"W x 16"D x 24"H (Max: 40"H) or 16"W x 16"D x 36"H (Max: 52"H)

**Holder Base:** Type 300, 16-gauge stainless steel with #4 polish satin finish; Mountable and fits standard gallon pump bottles of soap or hand sanitizer

**Not Included:** Dispenser with maximum 2" diameter collar (gallon jug)



Product	Item #	Size
Hand Sanitizer Station - Standing	260008	16"W x 16"D x 24"H (Max: 40"H)
Hand Sanitizer Station - Standing	260009	16"W x 16"D x 36"H (Max: 52"H)
Hand Sanitizer Station - Wall	260010	8"W x 8"D x 7"H

## Protocol All-In-One Hygiene Station & Glove Dispensers

An all-in-one construction for easily accessible PPE products.

### Features

**All-in-one Base:** Type 300, 16-gauge stainless steel with #4 polish satin finish and mounts to wall horizontally; Includes wall mount refillable gel hand sanitizer dispenser and compartments to hold latex gloves, masks or tissues (24"W x 4-1/2"D x 12"H)

**Dispenser Base:** Type 300, 18-gauge stainless steel with #4 polish satin finish, and mounts to wall horizontally or vertically; One (5-1/4"W x 4-1/2"D x 9-1/8"H), two (10-1/8"W x 4-1/2"D x 9-1/8"H), three (15-1/8"W x 4-1/2"D x 9-1/8"H) or four compartments (20-1/8"W x 4-1/2"D x 12"H) that hold most standard-sizes

**Not Included:** Sanitizer gel, gloves, tissues and masks



Item #	Product	Size
260011	All-In-One Hygiene Center	24"W x 4-1/2"D x 12"H
260012	Glove Dispenser - 1 Compartment	5-1/4"W x 4-1/2"D x 9-1/8"H
260013	Glove Dispenser - 2 Compartment	10-1/8"W x 4-1/2"D x 9-1/8"H
260014	Glove Dispenser - 3 Compartment	15-1/8"W x 4-1/2"D x 9-1/8"H
260015	Glove Dispenser - 4 Compartment	20-1/8"W x 4-1/2"D x 12"H



# Safety



3420-3622K



## Protocol Corrosives Cabinet

Safe solution for storing non-flammable acids and corrosive liquids.

### Features

**Base:** Constructed of 3/4" thick exterior grade oak or maple veneer with an earth-friendly UV finish

**Door Options:** Non-locking, double doors or locking single door with left or right hinge and wire pulls

**Features:** Lined with 1/4" polypropylene interior, and includes 2" plastic containment drip pan, one lined adjustable shelf and removable back panel to access venting behind cabinet



Item #	Product	Size
3420-3622_	Double Door, Non-locking	36"W x 22"D x 35"H
3420L-2422_	Single Door, Left Hinge, Non-Locking	24"W x 22"D x 35"H
3420R-2422_	Single Door, Right Hinge, Non-Locking	24"W x 22"D x 35"H

\_ Hardwood Option: M - Maple or K - Oak



3420L-2422K



## Protocol Flammables Cabinet

Safely store flammable, hazardous materials and liquids.

### Features

**Base:** Constructed of 1" thick plywood with 1-1/2" x 3/4" hardwood strips that are added into 1" interiors to create seal; Choose from oak or maple hardwood and veneers with an earth-friendly UV finish

**Door Options:** Locking, double doors or locking, single door with left or right hinge with secure, 3-point locking handle system and wire pulls

**Features:** 3" high drip tray in case of leak and metal adjustable shelf designed to contain spills in center of drip pan; Meets or exceeds NFPA30



3440-3622K



3440L-2422K



Item #	Product	Size
3440-3622_	Double Door, Locking	36"W x 22"D x 35"H
3440L-2422_	Single Door, Left Hinge, Locking	24"W x 22"D x 35"H
3440R-2422_	Single Door, Right Hinge, Locking	24"W x 22"D x 35"H

\_ Hardwood Option: M - Maple or K - Oak



3440-3622K



253266

## Protocol Steel Oil Waste Can

Properly discard materials soaked with solvents and other flammable liquids.

### Features

**Base:** Round, steel construction with elevated base for circulation of air to disperse heat, and reduce moisture build-up and rust; Powder-coat finished provides chemical resistance

**Lid:** Opens no more than 60° and stays closed when not in use



Item #	Gallons	Size
253266	6	12" (Diameter) x 16"H
253267	10	14" (Diameter) x 18"H
253269	14	16" (Diameter) x 20"H

## Protocol Steel Flammables Cabinet

Secure, steel unit to store flammable materials and liquids.

### Features

**Base:** Constructed of sturdy 18-gauge (1-mm) thick double-wall, welded steel with 1-1/2" (38-mm) of insulating air space for fire resistance; Durable, lead-free epoxy/polyester powder-coat finish provides excellent chemical resistance

**Storage:** Galvanized steel shelves direct spills to back

**Manual-Close Doors:** High-performance doors that self-latch when pushed closed; Doors open to full 180 degrees and fail-safe closing mechanism ensures three-point stainless steel bullet latching system works every time

**Self-Close Doors:** Automatically close when fusible link melts at 165°F (74°C) under fire conditions; Fail-safe closing mechanism ensures three-point stainless steel bullet latching system works every time

**Features:** Dual vents with flame arresters, four adjustable self-leveling feet, grounding connector and trilingual label



253260

Item #	Gallons	Door	Overall Size
253260	45	Self-Closing	43"W x 18"D x 65"H
249732	45	Manual-Close	43"W x 18"D x 65"H
253259	60	Manual-Close	34"W x 34"D x 65"H



253261

## Protocol Steel Acid/Corrosives Cabinet

Designed to safely store containers of acids and corrosive liquids.

### Features

**Base:** Constructed of sturdy 18-gauge (1-mm) thick double-wall, welded steel with 1-1/2" (38-mm) of insulating air space; Durable, lead-free epoxy/polyester powder-coat finish provides excellent chemical resistance

**Storage:** Polyethylene trays attached to galvanized steel shelves with removable, polyethylene liner to resist aggressive chemicals; High-performance doors that self-latch when pushed closed and open to full 180 degrees; Fail-safe closing mechanism ensures three-point stainless steel bullet latching system works every time

**Features:** Meets OSHA and NFPA 30; Dual vents with flame arresters, four adjustable self-leveling feet, grounding connector and trilingual label



Item #	Gallons	Door	Size
253261	45	Manual-Close	39-1/2"W x 14-6/10"D x 60-1/2"H

## Protocol Steel Paint/Ink Cabinet

Securely store and organize paint and ink cans.

### Features

**Base:** Cabinets constructed of sturdy 18-gauge (1-mm) double-wall, welded steel with 1-1/2" (38-mm) of insulating air space

**Storage:** One, three or five shelves; High-performance, self-latching doors close securely for maximum protection and feature fail-safe closing mechanism to ensure three-point stainless steel bullet latching system

**Features:** Meets OSHA and NFPA standards



Item #	Gallons	Shelves	Size
253262	30	One	43"W x 12"D x 65"H
253263	40	Three	43"W x 18"D x 44"H
253265	60	Five	43"W x 18"D x 65"H



253263

Cabinets should be secured to the wall for safety. Mounting hardware is not included.

# Safety



## Protocol First Aid Hanging Cabinet

Keep all first aid supplies in an easy-to-reach place.

### Features

**Base:** Constructed of oak or maple hardwood and veneers with an earth-friendly UV finish  
**Storage:** Sliding, locking upper doors, two open compartments and two adjustable shelves enclosed behind one hinged door

**Safety Features:** ABC fire extinguisher, fire blanket, first aid kit, two plastic one-gallon jugs and one galvanized pail



Item #	Product	Overall Size
FAC-3613_	First Aid Wall Cabinet	36"W x 13"D x 30"H
_ Hardwood Option: M - Maple or K - Oak		

FAC-3613K

## Protocol Shower & Eyewash Station

Provides on-the-spot decontamination by allowing users to flush away dangerous substances.

### Features

**Base:** Constructed of oak or maple hardwood and veneers with an earth-friendly UV finish

**Storage:** Upper storage space has two adjustable shelves; Lower cabinet locks for security (ADA model includes access for wheelchair instead) Weight: 265 lbs

**Eyewash Station:** 10" diameter stainless steel bowl, lever action ball valve on HPL top

**Shower:** Emergency drench shower head of high-impact ABS plastic with stay open chrome-plated brass valve

**Not Included:** Service piping



Item #	Product	Overall size
6900_	Shower & Eyewash Station	36"W x 22"D x 84"H
6900_-ADA	Shower & Eyewash ADA Station	36"W x 22"D x 84"H

\_ Hardwood Option: M - Maple or K - Oak



6900K



6900K-ADA



6950K

## Protocol Safety Station

Complete all-in-one safety unit with built-in shower and eyewash station.

### Features

**Base:** Constructed of oak or maple hardwood and veneers with an earth-friendly UV finish

**Storage:** Includes ample locking storage for other safety equipment; ADA-complaint with room for wheelchair and lever-controlled fixtures

**Eyewash Station:** Detachable eyewash mounted to back panel and can be pulled up to 12' away from station; Eyewash paddle handle activates stay open valve for hands-free usage

**Shower:** Shower head has high-volume continuous water flow featuring pull handle that activates stay open valve

**Other Features:** High-pressure laminate (HPL) top with stainless-steel bowl and 4" chase behind to allow plumbing to run



Item #	Product	Overall Size
6950_	Safety Station	48"W x 22"D x 84"H

\_ Hardwood Option: M - Maple or K - Oak

Cabinets should be secured to the wall for safety. Mounting hardware is not included.



## Protocol Fume Hood Cabinet

Versatile fume hood that can be used in multiple classrooms.

### Features

**Base:** Constructed of oak or maple hardwood and veneers with an earth-friendly UV finish

**Storage:** Two drawers (two pull-out lipped shelves lined with chemical-resistant liner)

**Fume Hood:** Ductless unit enclosed by 5/16" acrylic; Metallic parts are anti-corrosion metallic alloy protected by thermo-hardened anti-acid polymer coating; Comes standard with internal light fixture and mounted to cabinet (25-1/4"D x 32-3/8"W x 36"H)

**Electric:** Does not require ducting (saves energy) and plugs into ordinary outlet

**Smart Technology™:** Features smart-light communication – soft band of light to let you know unit is operating safely and will pulse for compromised airflow, fan failure or when it's time to change filters; Includes chemical sensors, real-time status and eGuard app

**Filter:** Includes one all-inclusive filter (2-year average life) that handles liquids, gases and solid chemicals; Filter type determined by results of Valiquest Chemical Questionnaire\*

**Other Features:** Air flow meter, flow monitor, sampling port, programmable timer, energy ports and list of approved chemicals

**Feet:** 4" casters

**Overall Dimensions:** 32-3/8"W x 27-1/4"D x 81-1/2"H; Internal hood dimensions: 30-1/8"W x 23"D x 32"H; External hood dimensions: 31-1/2"W x 25"D x 45-1/4"H



Item #	Product
1800_-GF4AS	Fume Hood with VOC Carbon Filter
1800_-GF4BE	Fume Hood with Broad Range Filter
1800_-GF4F	Fume Hood with Formalin Carbon Filter
1800_-GF4K	Fume Hood with Carbon Filter
253560-GF4 HEPA	HEPA Filter

\_ Hardwood Option: M - Maple or K - Oak

\*Erlab hoods require filters to be selected according to individual applications (Must get the Valiquest Chemical Questionnaire form completed prior to purchase to determine which model you will receive. On rare occasions, results may also require purchase of an HEPA filter). Your specifications will be analyzed and validated by Erlab's PhD chemist, ensuring your safety. Please contact customer service with questions.



Front Panel

1800K-GFAS



See p.123 for goggles and glasses.

## Protocol Eye Safety Cabinet

Secure storage cabinet to keep safety eye-wear clean and protected.

### Features

**Base:** Constructed of 24-gauge white enameled steel with locking doors featuring tamper-resistant latches; Wall or shelf mountable with 7' grounded electric cord; Weighs 45 lbs

**UV Germicidal Storage:** Average kill rate of 99.2% with monitor providing protection during five-minute cycle controlled by timer (shuts off automatically if doors are opened); Pilot light confirms UV lamp is in use and germicidal lamp has 20-year limited warranty; Holds six glasses or five goggles to a shelf on eight shelves

**Not Included:** Glasses and Goggles

**Underwriters Laboratories Inc. Listed:** File #E140818



ESC11-11LM



FG-88210



SG-72000

Item #	Product	Size
ESC11-11LM	Eye Safety Cabinet	24-1/2"W x 9-1/2"D x 32"H
FG-88210	Flexible Goggles	Adjustable 18"
SG-72000	Safety Glasses	Extendable Arms

Cabinets should be secured to the wall for safety. Mounting hardware is not included.

# Augmented Reality

## Augmented Reality (AR) Sandbox

Our AR Sandbox unit uses 3D visualization applications that allow users to create topography models by shaping real sand, augmented in real time by an elevation color map, topographic contour lines, and simulated water and lava.

### Features

**Base:** Constructed of oak or maple hardwood and veneers with an earth-friendly UV finish

**Software:** Includes detailed instructions for downloading calibrating and running software

**Electronic Equipment:** Microsoft Kinect 3D camera and data projector; Deluxe wire management system keeps cords hidden and managed neatly

**Features:** Laptop shelf that folds away when not in use

**Feet:** 4" heavy-duty, locking casters



Item #	Product	Overall Size
*ARS-4030_	AR Sandbox	42"W x 32-51"D x 86"H

\_ Hardwood Option: M - Maple or K - Oak

\*Sand not included (recommend 250 lbs. of Sandastick® (sparkling white play sand))



ARS-4030M



### Sprout Hydroponic Growing Center

Self-contained, ebb and flow hydroponics growing system where students learn basic concepts of nutrition, food production, agricultural technology and soil-less growing environments.

**Features**

**Base:** Constructed of oak or maple hardwood and veneers with an earth-friendly UV finish

**Features:** Containment plant tray (8"H x 27-1/2"D x 42"W), 25-gallon nutrient reservoir with lid, locked cabinet, 150-watt grow light, submersible pump, air pump, air stone, two times, hoses and ten 6" net pots

**Feet:** Locking casters



Item #	Product	Overall Size
HGC-52_	Growing Center	52"W x 28"D x 78"H
_ Hardwood Option: M - Maple or K - Oak		



HGC-52M



### Sprout Plant Growing Stand

Start your seedlings indoors and watch them grow with this compact, versatile plant stand.

**Features**

**Base:** Constructed of tough, plastic-coated iron with shelves that can be adjusted in 1" increments

**Shelving:** Four adjustable shelves and two fixed mesh shelves

**Trays:** 20 plastic trays (four per shelf) for plants

**Lights:** Five sets of T5 grow lights; Each light has two specialty horticultural 4" high-output T5HO bulbs housed within a polished aluminum reflector; Hanging hardware for light height adjustment

**Feet:** Locking Casters

**Weight Limit:** 300 lbs.



Item #	Product	Size
MGC-4818	Plant Growing Stand	48"W x 18"D x 82"H



MGC-4818





AMS60307L  
shown w/Optional Casters



AMS6030LCWT  
w/Optional Casters and Shelf



**Pair with Tractor Stools. See p.93**

## Fab-Lab Series

Take your Fab Lab or Makerspaces from drab to “fab” with this mobile and versatile unit.

### Features

**Base:** Frame powder-coated in eight standard colors with matte finish; Apron constructed of 16-gauge with end gusset geometry and attached to legs with bolts; Legs constructed of 2" x 2" square steel outer tubes welded together with upper and lower cross braces; 1-3/4" x 1-3/4" square steel 14-gauge inner tubes with riv-nuts spaced 1" on-center to provide adjustable heights from 27-1/4"H to 35-1/4"H to underside of the top (overall height varies with top thickness) with glides and 1" thick top; 14-gauge stretcher bar provides additional rigidity to table frame (can be installed front, middle or back of leg frame); Top attached with screws in two directions

**Top:** Black epoxy, black phenolic resin, Maple Butcher Block, or Shoptop®; HPL, ChemGuard, or Dry-Erase with 3mm edge band

**Feet:** Equipped with adjustable leveling glides

**Options:** Color-coordinated 12" deep shelf made from 14-gauge steel; 3" casters (#253996X4). Casters add 3-1/2" to table height.



## Configurator

Style	Width	Depth	Top	HPL Color (L) Tops Only	3mm Edge Banding (2) or (L) Tops Only	Steel Color
AMS	60	30	1-1/4" ChemGuard (2)	Almond (A)	Almond (A)	Aqua (Q)
	72	36	3/4" Phenolic (4)	Black (B)	Aqua (Q)	Black (B)
	96		1-3/4" Maple BB (5)	Charcoal (C)	Black (B)	Carrot (T)
			1" Epoxy (6)	Erasable (E)	Carrot (T)	Dark Gray (D)
			1-1/2" ShopTop® (7)	Natural Maple (N)	Charcoal (C)	Light Gray (G)
			1-1/4"HPL (L)	White (W)	Lime (L)	Lime (L)
					Natural Maple (N)	Silver (S)
					Peacock (P)	White (W)
					Red (R)	
					Royal (Y)	
					White (W)	

Shelf Color	60" Shelf	72" Shelf	96" Shelf
Black	255588-B	255589-B	255590-B
White	255588-W	255589-W	255590-W
Carrot	255588-T	255589-T	255590-T
Lime	255588-L	255589-L	255590-L
Aqua	255588-Q	255589-Q	255590-Q
Silver	255588-S	255589-S	255590-S
Light Gray	255588-G	255589-G	255590-G
Dark Gray	255588-D	255589-D	255590-D

Optional Casters (Set of 4) 253996X4

Laminate Top Colors



3mm Edge Band Colors



Steel Leg Color





IMS9936LELM4



IMW0336LCAK



## Intermix Makerspace Workstation

Fosters collaboration and encourages productivity with plenty of storage options.

### Features

**Base:** Constructed of solid oak or maple hardwood and veneers with an earth-friendly UV finish

**Model Option #1:** Lazy Susan Turntable – has two independent turntables encased in 30"W x 30"D frame

**Model Option #2:** Cabinet (30"W x 30"D) – includes center divider with one adjustable shelf per side

**Model Option #3:** Open Tote – open storage cabinet (30"W x 36"D), including 4-3/4"H compartment and Euro-Series (high-impact polystyrene) translucent totes available in four colors; 30"H model includes two single totes (12-1/4"W x 16-3/4"D x 3"H) and one double tote (12-1/4"W x 16-3/4"L x 6"H) per side; 36"H model includes four single totes and one double tote per side

**Top:** Particle board with Laminate top and phenolic backer; Available in Dry-Erase, five laminate and eleven 3 mm edge band colors

**Top Shape Options:** Square top shape (48" x 48") or wave top (60" x 60")

**Feet:** 3" locking casters

**Overall Dimensions:** (IMS) 48"W x 48"D; (IMW) 60"W x 60"D with heights of 30"H or 36"H



### Configurator

Style	Cabinet Type	Height	Top	HPL Top Color (L)	Edge Banding (L)	Wood	Open Tote Option
Square (IMS)	Cabinet (03)	30	1-1/4" HPL (L)	Almond (A)	Almond (A)	Maple (M)	Euro Translucent Clear (1)
Wave (IMW)	Lazy Susan (92)	36		Black (B)	Aqua (Q)	Oak (K)	Euro Translucent Royal (2)
				Charcoal (C)	Black (B)		Euro Translucent Carrot (3)
				Erasable (E)	Carrot (T)		Euro Translucent Lime (4)
				Natural Maple (N)	Charcoal (C)		
				White (W)	Lime (L)		
					Natural Maple (N)		
					Peacock (P)		
					Red (R)		
					Royal (Y)		
					White (W)		

Laminate Top Colors



3mm Edge Band Colors



Euro Series Tote Colors





## Command Robot Compartment Storage Units

Robotics storage cabinet offers storage for six competition-sized robots.

### Features

**Base:** Constructed of oak or maple hardwood and veneers with an earth-friendly UV finish

### 3 Storage Options:

**#1** - 2 pull-out drawers with full extension glides left and 4 fixed shelves/1 adj. shelf w/5 classic totes and 5 nail boxes

**#2** - 6 separate storage compartments with fixed shelving that holds up to 18" square robot.

**#3** - Adjustable shelves to store 10 or 15 VEX totes (VEX totes not included)

**Doors:** Equipped with swinging doors that have secure, 3-point locking handle system; Available with or without the VEX logo

**Feet:** 4" heavy-duty, locking casters



Item #	Style	Overall Size
VXP-5024_	Option #1 w/VEX logo	50"W x 24"D x 53"H
XP-5024_	Option #1	50"W x 24"D x 53"H
VXM-4424_	Option #2 w/VEX logo	44"W x 24"D x 68"H
XM-4424_	Option #2	44"W x 24"D x 68"H
VXT-3624_	Option #3 One divider w/VEX logo	36"W x 24"D x 53"H
XT-3624_	Option #3 One divider	36"W x 24"D x 53"H
VXT-5024_	Option #3 Two dividers and VEX logo	50"W x 24"D x 53"H
XT-5024_	Option #3 Two dividers	50"W x 24"D x 53"H

\_ Hardwood Option: M - Maple or K - Oak



### Command Robotics Workbench

Robotic team storage for three robots and supplies.

**Features**

**Base:** Constructed of oak or maple hardwood and veneers with an earth-friendly UV finish

**Storage:** Three separate storage compartments with flip-up shelf that holds up to 18" square robot and includes drawer with customizable foam insert for tool storage; Each compartment outfitted to accept combination lock

**Top:** 1-1/2" ShopTop® medium-density fiberboard (MDF) core between 1" particle board; Extend work surface with 8" extension that locks into position; Lower the extension to fit through standard doorways

**Feet:** 4" heavy-duty, locking casters



VXR-7228M

Item #	Style	Overall Size
VXR-7228_	Workbench w/VEX Logo	72"W x 26"D x 37"H
XR-7228_	Workbench	72"W x 26"D x 37"H

\_ Hardwood Option: M - Maple or K - Oak

Looking to add a vise to your workbench?  
See p.123



### Command PLTW and Robotics Workstation

Designed specifically for PLTW and robotics work.

**Features**

**Base:** Constructed of oak or maple hardwood and veneers with an earth-friendly UV finish

**Storage:** Two large robot storage areas and open 4-3/4"H storage area above; Features Euro-Series (high-impact polystyrene) translucent totes available in four colors; Two single totes (12-1/4"W x 16-3/4"D x 3"H) and one double tote (12-1/4"W x 16-3/4"D x 6"H) per side with glide and tilt system

**Top:** Measures 61"W x 49"D with 2-1/4" raised frame to keep robots on tabletop

**Feet:** 4" heavy-duty, locking casters



XW-4961M1

Item # Maple	Item # Oak	Style	Overall Size
XW-4961M_	XW-4961K_	Open Storage with Totes	61"W x 49"D x 32"H

\_ Indicates Euro Translucent Tote color code.

Euro Series Tote Colors



### Kinetic Multi-Purpose Cart

Sturdy, mobile cart provides flexibility for today's spaces.

**Features**

**Base:** Constructed of maple hardwood and veneers with an earth-friendly UV finish

**Storage:** Dovetailed drawer and plywood shelf

**ShopTop®:** 1-1/2" Medium-density fiberboard (MDF) core between 1/2" particle board

**Other Features:** Removable aluminum upright set can hold spools for 3D-printers, culinary sealant rolls and more

**Options:** Mirror; Additional flip shelf: (12"W x 24"D)

**Feet:** 3" locking casters



Accessories not included

3DP-3624M

Item #	Product	Overall Size
3DP-3624M	Multi-Purpose Cabinet	36"W x 26"D x 36"H
4000K	Mirror	25-3/4"W x 3/4"D x 20-3/4"H



SMT-7242M

**Sewing Tables**

Complete workstation for 1 or 2 students w/storage for sewing, quilting and hands-on projects.

**Features**

**Base:** Constructed of oak or maple hardwood and veneers with an earth-friendly UV finish

**Storage:** Locking cabinet with pullout shelf on full extending glides for single or dual-cabinet storage

**Top:** Almond laminate top with matching 3mm edge band and 1 or 2 grommets

**Feet:** Self-leveling glides on legs

**Toe Kick:** Rubber base molding with metal corners



Item #	Style	Size
SMT-7224_	Single Student	72"W x 24"D x 30"H
SMT-7242_	Double Student	72"W x 42"D x 30"H
_ Hardwood Option: M - Maple or K - Oak		



PLB-201



**For another sewing table option, see p.70**

**Access Touchdown Worktop Cabinet**

Flexible workbench for use in many areas including learning spaces, workshops and kitchens.

**Features**

**Casebody:** Cabinet walls and doors constructed of maple hardwood and veneers with an earth-friendly UV finish; Locking cabinet, w/two-doors and adjustable interior shelf; Includes two built-in angled pegboard panels

**Top:** Maple butcher block top

**Feet:** 4" locking, swivel casters



Item #	Product	Overall Size
EMWB-6	Access Touchdown Worktop Cabinet	60"W x 28"D x 29-1/2"H



EMWB-6

**Kinetic Demo Station**

Encourages group demonstration and is ideal for many spaces including labs and FACS rooms.

**Features**

**Casebody:** Cabinet walls and doors constructed of oak or maple hardwood and veneers with an earth-friendly UV finish

**Storage:** Two locking doors with unbreakable sliding glides and two adjustable shelves

**Top:** 1-1/4" HPL top with matching edge band and drop-leaf extensions (extended top: 72"W x 24"D)

**Electrical:** Inlet and duplex outlet with 25' extension cord

**Feet:** 4" locking, swivel casters

**Mobile Capacity:** 500 lbs.



4121MF

Item	Product	Overall Size
4121_F	Kinetic Mobile Demo Station	48-72"W x 24"D x 36"H
_ Hardwood Option: M - Maple or K - Oak		



## Menu Culinary Tables

Open base table that's ideal for prep areas as well as culinary arts classrooms.

### Features

**Top:** T-420 18-gauge stainless steel top, reinforced with two 5" "C" Channels

**Base:** Galvanized 1-5/8" diameter steel legs and bracing with 1-1/4" adjustable, high impact corrosion-resistant feet

**Worksurface Height:** 34-3/4"H

**Lower Shelf Option:** Adjustable undershelf with two pins per corner

**Options:** Casters, Drawers



Item #	Dimensions	Description
DW-VTTOB-6024	60"L x 24"D	Flat top w/open base
DW-VTTOB-7224	72"L x 24"D	Flat top w/open base
DW-VTTOB-3630	36"L x 30"D	Flat top w/open base
DW-VTTOB-4830	48"L x 30"D	Flat top w/open base
DW-VTTOB-6030	60"L x 30"D	Flat top w/open base
DW-VTTR5OB-6024	60"L x 24"D	Flat top w/5" riser and open base
DW-VTTR5OB-7224	72"L x 24"D	Flat top w/5" riser and open base
DW-VTTR5OB-3630	36"L x 30"D	Flat top w/5" riser and open base
DW-VTTR5OB-4830	48"L x 30"D	Flat top w/5" riser and open base
DW-VTTR5OB-6030	60"L x 30"D	Flat top w/5" riser and open base
DW-VTTR5OB-7230	72"L x 30"D	Flat top w/5" riser and open base
XS-3630	36"L x 30"D	Flat top w/lower shelf
XS-4830	48"L x 30"D	Flat top w/lower shelf
XS-6030	60"L x 30"D	Flat top w/lower shelf
XS-7230	72"L x 30"D	Flat top w/lower shelf
250516	Add 4-1/2"H	Set (4) Locking Casters
250487	26"W x 27"L x 8"D*	Drawer w/5" deep removable pan



DW-VTTOB-6030



DW-VTTOB-3630



XS-6030



250487  
Weight Capacity: 200lbs

\*exterior dimensions

\*\*One Drawer for 36"L, 48"L and 60"L tables; Two drawers for 72"W table



250516



250513



250511

## Menu Culinary Wall Shelf

Easily access items with this wall mounted shelf, add the pot hooks option as well to keep pots and pans within reach.

### Features

**Shelf:** NSF-approved, 18-gauge T-304 stainless steel; 8" angle supports and 1-1/2" turn up on wall side

**Options:** Pot hooks with one double prong per 12"



Item #	Description	Size
250511	Wall Shelf	36"W x 12"D
250513	Wall shelf w/pot hooks	36"W x 12"D
250512	Wall Shelf	48"W x 12"D
250514	Wall shelf w/pot hooks	48"W x 12"D



# Seating

“ There is no greater education than one that is self-driven. ”  
**Neil deGrasse Tyson**



# Chairs



SE-T9T



SE-T2D

## Acumen Vinyl Chairs

A pneumatic height adjusting base in desk, medium, and tall height options with a vinyl upholstered seat.

### Features

**Vinyl Seat with Back:** Contoured waterfall seat cushion (19" W x 18" D) and adjustable cushioned backrest (17"W x 10-1/2"D) with lumbar support; available in 5 colors: Black (2), Mandarin (3), Graphite (5), Ink (8), and Elephant (9)

**Frame:** Black, pneumatic base; Footrest on medium and tall height models

**Feet:** Black, Non-marring glides

**Options:** Black, non-locking and self braking casters (SE-C)

**Warranty:** 15-year, lifetime on pneumatic lift



Item #	Product Description	Height
SE-T_D	Desk Height	18"-23"
SE-T_M	Medium Height with Footrest	21"-28"
SE-T_T	Tall Height with Footrest	25"-34-1/2"
SE-C	Casters - Black (Set of 5)	

\_ Indicates seat color code

Vinyl Seat Colors



## Acumen Poly Chairs

A pneumatic height-adjusting base, with self-skinning, chemical-resistant polyurethane cushion, available in three heights.

### Features

**Seats and Backs:** Classic Dot Back: Rugged, ergonomic, fully washable polyurethane, chemical, puncture resistant and available in 3 colors (16"W x 17"D seat, 15-1/2"W x 15"H back)

Diamond Back: Textured seat and backrest in chemical, soil and puncture resistant polyurethane cushions, available in 3 colors (16 1/2"W x 17"D seat, 16-1/2"W x 12"H back)

**Frame:** Black, pneumatic base; Footrest on medium and tall height models

**Feet:** Black, Non-marring glides

**Options:** Black, non-locking and self braking casters (SE-C)

**Warranty:** 15-year, lifetime on pneumatic lift

**Certified Biosafety Level 2 (BSL-2) Laboratory**



Item #	Product Description	Height
SE-NPC_D	Desk Height and Diamond Back	17-3/4"-22-1/2"
SE-NPC_M	Medium Height with Footrest and Diamond Back	19-3/4"-27-1/2"
SE-NPC_T	Tall Height with Footrest and Diamond Back	24-1/4"-34"
SE-PC_D	Desk Height and Classic Dot Back	17-3/4"-22-1/2"
SE-PC_M	Medium Height with Footrest and Classic Dot Back	19-3/4"-27-1/2"
SE-PC_T	Tall Height with Footrest and Classic Dot Back	24-1/2"-34"
SE-C	Casters - Black (Set of 5)	

\_ Indicates seat color code

Poly Seat Colors



SE-NPC7D  
w/Optional Casters

SE-PC2M  
w/Optional Casters

## Acumen Poly Stools

Strong, high-quality stool for any type of learning environment.

### Features

**Poly Seat:** Chemical, soil and puncture resistant textured polyurethane cushions, available in black only (12-1/2" diameter)

**Frame:** Features pneumatic lift for adjusting height; Foot ring included on standing height models

**Feet:** Black, non-marring glides

**Options:** Black, non-locking and self braking casters (SE-C)

**Warranty:** 15-year, lifetime on pneumatic lift



Item #	Product Description	Height
SE-PS2D	Desk Height	15-3/4"-21"
SE-PS2M	Medium Height with Footrest	17-3/4"-25-1/2"
SE-PS2T	Tall Height with Footrest	22"-32"
SE-C	Casters - Black	

\_ Indicates seat color code

Poly Seat Color

2



SE-PS2M

SE-PS2D

## Tractor Stools

Tractor-style seating that combines form and function.

### Features

**Tractor Seat:** Rugged, ergonomic, fully washable polyurethane seat (17"W x 14"D); chemical and puncture resistant and available in 3 colors

**Frame:** Black, pneumatic base; Footrest on medium and tall height models

**Feet:** Black, non-marring glides

**Options:** Black, non-locking and self braking casters (SE-C)

**Warranty:** 15-year, lifetime on pneumatic lift



Item #	Product Description	Height
SE-TR_D	Desk Height	16-1/2"-21-1/2"
SE-TR_M	Medium Height with Footrest	19"-26-1/2"
SE-TR_T	Tall Height with Footrest	23"-33-1/2"
SE-C	Casters - Black	

\_ Indicates seat color code

Tractor Seat Colors

2 1 7



SE-TR1T  
w/Optional Casters



SE-TR2T  
w/Optional Casters



SE-TR7D  
w/Optional Casters

# Stools

## Perspective Stools with Pneumatic Base

This selection of stools features a smooth pneumatic height adjusting base to quickly change your perspective.

### Features

**Hardwood Seat with Back:** Ergonomic countouring furniture grade hardwood with backrest

**Round Hardwood Seat:** 13-3/4" Round hardwood seat with circular ring lift lever

**Frame:** Black, pneumatic base; Footrest on medium and tall height models

**Feet:** Black, Non-marring glides

**Options:** Black, non-locking and self braking casters

**Warranty:** 15-year, lifetime on pneumatic lift



Item #	Product Description	Height
SE-WB4D	Desk Height with Back	15"-20"
SE-W4D	Desk Height with Round Seat	15"-20"
SE-WB4M	Medium Height with Back and Footrest	18"-25-1/2"
SE-W4M	Medium Height with Round Seat	18"-25-1/2"
SE-WB4T	Tall Height with Back and Footrest	22"-32"
SE-W4T	Tall Height with Round Seat	22"-32"



## Perspective Stools with Steel Base

Just like our Chroma Stools but with a hardwood seat for a biophilic design.

### Features

**Frame:** 5 Textured black, square legs, fully welded metal with footrest

**Hardwood Seat:** 14" dia. face-glued hardwood strips, radius edge, lacquer finish

**Feet:** Non-marring glides



item #	Product Description	Height
STL9186-AH5	Desk Height	18"
STL9186-AR5	Medium Height	18" - 28"
STL9186-AL5	Tall Height	24"



STL9186-AL5

STL9186-AR5

## Chroma Stools

Nearly indestructible steel stools seats in a variety of colors for any application!

### Features

**Frame:** 5 Textured black, square legs, fully welded metal with footrest

**Chroma Seat:** 14" dia. MDF top with high-pressure laminate (HPL) top and black Lotz Armor Edge™; Available in the 12 colors below

**Feet:** Non-marring glides



Item #	Product Description	Height
STL7186-AH5_	Desk Height	18"
STL7186-AR5_	Medium Height	18" - 28"
STL7186-AL5_	Tall Height	24"

Chroma Seat Top Colors  
\_ Indicates seat color code



STL7186-AH5L

STL7186-AH5T

## Apprentice Stools

Our classic welded metal stools are a great option for many spaces.

### Features

**Frame:** 4 Fixed round legs, fully welded grey metal with footrest and optional backrest

**Seat:** 14" dia. Metal with recessed tempered masonite panel overlay

**Feet:** Non-marring glides



W/O Backrest Item #	W/Backrest Item #	Product Description	Height
S-18	S-18B	Desk Height	18"
S-24	S-24B	Medium Height	24"
S-30	S-30B	Tall Height	30"



S-24

S-24B

# Benches



AFB58125B18N

## Avenuu Bench

Colorful, durable steel bench built to complement our Avenuu A-Frame Table.

### Features

**Base:** Steel frame and square legs with multiple powder-coat colors available; seat supported by two 14-gauge steel "C" channels attached to legs with four 3/8" carriage bolts per channel, two on each end

**Tops:** Maple butcher block or laminate with 5 color options and 11 complementary 3mm edge band color options

**Feet:** Non-marring glides

**Seat Dimensions:** 46"W or 58"W x 12"D

**Overall Dimensions:** 46"W or 58"W x 16"D x 18"H



Style	Width	Depth	Top Type	Laminate Color (L) Tops Only	3mm Edge Band (L) Tops Only	Frame Color	Height	Options
AFB	46	12	1-1/4" Maple BB (5)	Almond (A)	Almond (A)	Black (B)	18	Glides (N)
	58		1-1/4" Laminate (L)	Black (B)	Aqua (Q)	Silver (S)		
				Charcoal (C)	Black (B)	White (W)		
				Natural Maple (N)	Carrot (T)			
				White (W)	Charcoal (C)			
					Lime (L)			
					Natural Maple (N)			
					Peacock (P)			
					Red (R)			
					Royal (Y)			
					White (W)			

Laminate Top Colors



3mm Edge Band Colors



Frame Color



Pair with Avenuu Table on p.34





AB



ABH

## Perspective Benches

Our bench seating has a sturdy construction to withstand heavy use in art rooms, conversation areas and hallway seating.

### Features

**Double Seat Bench:** 1-1/4" Thick, maple butcher block seat (48"W x 12"D) with an earth-friendly UV finish

**Single Seat Bench:** 3/4" top (17"W x 12"D) and base of solid maple construction

Item #	Product Description	Height
AB-4812	Double Seat Bench	17-1/2"
AB	Single Seat Bench	17"
ABH	Single Seat Bench	26"



AB-4812



# Storage

“ The cosmos is within us.  
We are made of star-stuff.  
We are a way for the  
universe to know itself. ”  
**Carl Sagan**



# Tall



GSC-36

## Access Tall General Storage Cabinet

Enclosed storage area perfect for storing classroom supplies.

### Features

**Casebody:** Constructed of oak or maple hardwood and veneers with an earth-friendly UV finish; two-door units (36" and wider) have 1" shelves; one-door units (24" wide) have ¾" shelves and hinged right; doors have secure, three-point locking handle system

**Storage:** Fixed bottom and middle shelf with four adjustable shelves (hold 40 lbs. per sq. ft.)

**Toe Kick:** Rubber base molding with metal corners

**Overall Dimensions:** 24"W, 30"W, 36"W, 48"W or 60"W x 22"D x 84"H



Item # - Maple	Item # - Oak	# Doors	Size
GSC-24	313-2422K	1	24"W x 22"D x 84"H
GSC-23	--	2	30"W x 22"D x 84"H
GSC-36	353-3622K	2	36"W x 22"D x 84"H
GSC-22	353-4822K	2	48"W x 22"D x 84"H
GSC-21	--	2	60"W x 22"D x 84"H

## Access Tall Storage Cabinet

Ideal solution for storing a variety of different supplies for any space.

### Features

**Casebody:** Constructed of oak or maple hardwood and veneers with an earth-friendly UV finish

**Storage:** Upper section has four adjustable 1" shelves and one fixed bottom shelf, lower section has four dovetailed, locking drawers (16-<sup>3</sup>/<sub>8</sub>"H x 20-<sup>7</sup>/<sub>8</sub>"W x 6-<sup>5</sup>/<sub>8</sub>"H); doors have secure, three-point locking handle system

**Toe Kick:** Rubber base molding with metal corners



Item #	Size
GSC-8_	48W x 22"D x 84"H

\_ Hardwood Option: M - Maple or K - Oak



GSC-8M



GSC-8M



356-4822M

### Access Tall Cabinet with Split Doors

Similar to our General Storage Cabinet, but with four locking doors instead of two.

**Features**

**Casebody:** Constructed of oak or maple hardwood and veneers with an earth-friendly UV finish

**Storage:** Four locking doors that enclose fixed bottom and middle shelf with four adjustable shelves (hold 40 lbs. per square foot); 36"W and 48"W units have 1" shelves; 24"W cabinets have 3/4" shelves; top and bottom right-hinged doors each have a lock which locks both right- and left-hinged doors

**Toe Kick:** Rubber base molding with metal corners



Item #	# Doors	Overall Size
318-2422_	2	24"W x 22"D x 84"H
356-3622_	4	36"W x 22"D x 84"H
356-4822_	4	48"W x 22"D x 84"H

\_ Hardwood Option: M - Maple or K - Oak

### Access Tall Cabinet with Split Glass Doors

Similar to our Tall Cabinet with two Glass Doors, but with four.

**Features**

**Casebody:** Constructed of oak or maple hardwood and veneers with an earth-friendly UV finish

**Storage:** Framed tempered 3/16" locking, glass doors that enclose fixed bottom and middle shelf with four adjustable shelves (all 1" thick and hold 40 lbs. per square foot); top and bottom right-hinged doors each have a lock which locks both right- and left-hinged doors

**Toe Kick:** Rubber base molding with metal corners



Item #	# Doors	Overall Size
320-2422_	2	24"W x 22"D x 84"H
357-3622_	4	36"W x 22"D x 84"H
357-4822_	4	48"W x 22"D x 84"H

\_ Hardwood Option: M - Maple or K - Oak



### Access Tall Cabinet with Glass Doors

Glass door option to store science lab projects, learning aids and supplies securely.

**Features**

**Casebody:** Constructed of oak or maple hardwood and veneers with an earth-friendly UV finish

**Storage:** Framed tempered 3/16" glass doors (24"W cabinet has one locking, right-hinged door) have secure, three-point locking handle system that enclose fixed bottom and middle shelf with four adjustable shelves (holds 40 lbs. per square foot)

**Toe Kick:** Rubber base molding with metal corners



Item #	# Doors	Overall Size
315-2422_	1	24"W x 22"D x 84"H
358-3622_	2	36"W x 22"D x 84"H
358-4822_	2	48"W x 22"D x 84"H

\_ Hardwood Option: M - Maple or K - Oak

Cabinets should be secured to the wall for safety. Mounting hardware is not included.



# Tall

## Access Deluxe Wardrobe Cabinet

Similar to our Wardrobe Cabinet, but with different shelf configurations and file drawers.

### Features

**Casebody:** Constructed of oak or maple hardwood and veneers with an earth-friendly UV finish

**Storage:** One side features coat rod with shelf above and mirror (13"H x 9-1/2"W); other side includes one fixed shelf and three adjustable shelves over two unexposed file drawers with full extension glides; doors have secure, three-point locking handle system

**Toe Kick:** Rubber base molding with metal corners



Item #	Product	Size
360-3622_	Deluxe Wardrobe Cabinet	36"W x 22"D x 84"H

\_ Hardwood Option: M - Maple or K - Oak



360-3622K



WSC-26M

## Access Wardrobe Cabinet

Secure and sturdy unit to store a variety of supplies including books, lab coats and more.

### Features

**Casebody:** Constructed of oak or maple hardwood veneers with an earth-friendly UV finish

**Storage:** Doors with secure, three-point locking system that enclose one fixed and two adjustable shelves on left side, coat rod on right side and full-width stationary shelf on top

**Toe Kick:** Rubber base molding in front



Item #	Product	Size
WSC-26_	Wardrobe Cabinet	30"W x 22"D x 84"H

\_ Hardwood Option: M - Maple or K - Oak

### Access Display Case

Cabinet used to display anything from artwork and pottery to taxidermy to trophies.

**Features**

**Casebody:** Constructed of oak or maple hardwood and veneers with an earth-friendly UV finish

**Display/Storage:** Sliding, locking glass doors and sides enclose one fixed bottom shelf and three adjustable tempered glass shelves (weight capacity per shelf: 30 lbs.)

**Toe Kick:** Rubber base molding with metal corners

**Features:** Light included but not installed (local codes may require it to be hardwired)



Item #	Product	Size
380-4822_	Display Cabinet	48"W x 22"D x 84"H

\_ Hardwood Option: M - Maple or K - Oak



380-4822M



LW-8M

### Knowledge-Plus Wall

Centralized teaching location with enough storage for all supplies.

**Features**

**Casebody:** Walls and doors constructed of oak or maple hardwood and veneers with an earth-friendly UV finish; designed to be placed against wall as back is unfinished

**Storage:** Large presentation surface with two 4' sliding, magnetic porcelain marker boards enclosing large open storage area with three adjustable shelves each side; lower, locking storage cabinets contain one adjustable shelf each

**Toe Kick:** Rubber base molding with metal corners

**Features:** Map rail directly above marker board



Item #	Product	Size
LW-8_	Knowledge-Plus Wall	96"W x 24"D x 84-1/2"H

Hardwood Option: M - Maple or K - Oak



LW-8K

Cabinets should be secured to the wall for safety. Mounting hardware is not included.

# Locker

## Mobile Access Locker

Ideal locker solution for on-the-go learning spaces.

### Features

**Casebody:** Top, back, sides and doors constructed of oak or maple hardwood veneers with an earth-friendly UV finish

**Storage:** Each section divided with 3/4" veneered plywood, and includes one smaller cubby and larger locker area with ceiling style coat hook

**Model Options:** With or without doors

**Feet:** 4" locking, swivel casters



TL-4221WDM

Item #	Style	Overall Size
TL-4221_	Open	42"W x 53-3/4"H x 21"D
TL-4221WD_	Door	42"W x 53-3/4"H x 21"D

\_ Hardwood Option: M - Maple or K - Oak



BP-4815-51M



BP-3615-72K



BP-2415-72K



BP-1215-72K

## Access Backpack Lockers

Solid and durable locker unit for storing books, shoes, tote trays, backpacks and more.

### Features

**Casebody:** Constructed of oak or maple hardwood and veneers with an earth-friendly UV finish; sections are divided with 3/4" veneered plywood

**Storage:** Each section contains two smaller cubbies and larger backpack locker with double hook mounted to cabinet back

**Toe Kick:** Rubber base molding with metal corners



Item #	Sections	Size
BP-1215-51_	1	12"W x 15"D x 51"H
BP-1215-72_	1	12"W x 15"D x 72"H
BP-2415-51_	2	24"W x 15"D x 51"H
BP-2415-72_	2	24"W x 15"D x 72"H
BP-3615-51_	3	36"W x 15"D x 51"H
BP-3615-72_	3	36"W x 15"D x 72"H
BP-4815-51_	4	48"W x 15"D x 51"H
BP-4815-72_	4	48"W x 15"D x 72"H

\_ Hardwood Option: M - Maple or K - Oak

Cabinets should be secured to the wall for safety. Mounting hardware is not included.





BP544815LM

BP784815DM



BP781215QK



BP782415BM



BP783615SK

### Access Backpack Locker with Metal Shelves

Fun and sturdy storage for backpacks, coats and more.

**Features.**

**Casebody:** Walls constructed of oak or maple hardwood and veneers with an earth-friendly UV finish; back designed to be anchored to wall for stability

**Storage:** Each section contains one smaller cubby and large coat locker, divided with fixed 16-gauge metal shelf featuring diamond pattern and metal hook underneath; metal shelving powder coated in eight standard colors with matte finish

**Toe Kick:** Rubber base molding with metal corners

**Dimensions:** Widths are fractionally different than below: 12-1/2", 24-1/4" or 47-3/4"



### Configurator

Style	Height	Width	Depth	Steel Color	Wood
BP	54	12	15	Black (B)	Maple (M)
	78	24		Dark Gray (D)	Oak (K)
		36		Light Gray (G)	
		48		Silver (S)	
				Carrot (T)	
				Lime (L)	
				Aqua (Q)	
				White (W)	

Steel Color




Cabinets should be secured to the wall for safety. Mounting hardware is not included.

# Cubby



CC781215QK



CC784815DM



CC543615TM



CC782415LK



CC783615GK

## Access Cubby with Metal Shelves

Metal and wood cubby unit adds color and warmth to any space.

### Features

**Casebody:** Walls constructed of oak or maple hardwood and veneers with an earth-friendly UV finish; back designed to be anchored to wall for stability

**Storage:** 11"W sections divided with fixed or adjustable 16-gauge metal shelving, featuring diamond pattern; metal shelving powder coated in eight standard colors with matte finish

**Toe Kick:** Rubber base molding with metal corners

**Dimensions:** Widths are fractionally different than below: 12-1/2", 24-1/4" or 47-3/4"



### Configurator

Style	Height	Width	Depth	Steel Color	Wood
CC	54	12	15	Aqua (Q)	Maple (M)
	78	24		Black (B)	Oak (K)
		36		Carrot (T)	
		48		Dark Gray (D)	
				Light Gray (G)	
				Lime (L)	
				Silver (S)	
				White (W)	

Steel Color





CC-4815-72K



CC-3615-51K



CC-2415-51K



CC-1215-51K

## Access Cubby Cabinet

Ample cubby space for material and supplies.

### Features

**Casebody:** Constructed of oak or maple hardwood and veneers with an earth-friendly UV finish; sections divided with 3/4" veneered plywood

**Storage:** 51"H models have four cubbies per section; 72"H models have six cubbies per section; cubbies measure: 10-1/2"W x 14"D x 10-1/2"H

**Toe Kick:** Rubber base molding with metal corners



Item #	Sections	Size
CC-1215-51_	1	12"W x 15"D x 51"H
CC-1215-72_	1	12"W x 15"D x 72"H
CC-2415-51_	2	24"W x 15"D x 51"H
CC-2415-72_	2	24"W x 15"D x 72"H
CC-3615-51_	3	36"W x 15"D x 51"H
CC-3615-72_	3	36"W x 15"D x 72"H
CC-4815-51_	4	48"W x 15"D x 51"H
CC-4815-72_	4	48"W x 15"D x 72"H

\_ Hardwood Option: M - Maple or K - Oak





OS-1505M



301-2422K

## Access Bookcases

Built-to-last unit allows for storage of books, magazines, art displays, toys and more.

### Features

**Casebody:** Walls and shelving constructed of oak or maple hardwood and veneers with an earth-friendly UV finish

**Storage:** Adjustable shelves (weight capacity: 40 lbs. per shelf)

**Toe Kick:** OS series is flush; 301 series is recessed

*(it is not recommended to pair the OS series with 301 series in an elevation, due to different style toe kicks)*



Wood	Width	Depth	35"H	48"H	84"H
Maple	36	12	OS-1702M	OS-1502M	OS-1409M
Maple	36	16	OS-1705M	OS-1505M	OS-1419M
Maple	36	22	OS-1403M	OS-1503M	OS-1426M
Maple	48	12	OS-1703M	-	OS-1413M
Maple	48	16	OS-1706M	-	OS-1420M
Maple	48	22	OS-1404M	-	OS-1427M
Oak	24	22	-	-	301-2422K
Oak	36	12	OS-1702K	OS-1502K	OS-1409K
Oak	36	16	OS-1705K	OS-1505K	OS-1419K
Oak	36	22	OS-1403K	OS-1503K	301-3622K
Oak	48	12	OS-1703K	-	OS-1413K
Oak	48	16	OS-1706K	-	OS-1420K
Oak	48	22	OS-1404K	-	301-4822K

## Access Heavy-Duty Book Truck

Must-have mobile book storage for any academic institution or public library.

### Features

**Base:** Constructed of 1" hardwood panels with 1/4" reinforcement rods and four rubber edge bumpers on lower portion; Three fixed shelves with 1" applied bottom to reinforce side

**Feet:** Unit features two 5" rigid casters on one side and two 5" non-locking swivel casters on opposite side



Item #	Wood	Overall Size
BT-LOC	Maple	39"W x 16"D x 43-1/2"H



BT-LOC

## Access Lipped Shelf Bookcases

Great display and storage solution for books, antiques, company records and more.

### Features

**Casebody:** Walls and shelving constructed of oak or maple hardwood and veneers with an earth-friendly UV finish

**Storage:** Fixed shelves with anti-roll lipped edges



Item #	# Fixed Shelves	Size
445-3616_	3	36"W x 16"D x 36"H
446-3616_	4	36"W x 16"D x 48"H
447-3616_	6	36"W x 16"D x 72"H

\_ Hardwood Option: M - Maple or K - Oak



445-3616K



447-3616K



5301K

## Access Laptop Charging Station

Move laptops from room-to-room with this secure, mobile unit.

### Features

**Casebody:** Cabinet walls and locking sliding doors constructed of solid oak or maple hardwood and veneers with an earth-friendly UV finish. Unit is double sided and includes two sets of sliding doors.

**Storage:** Perforated wire dividers and outlets for 22 laptop computers; outlet strips can be fed through hole in floor of unit; fan and vent included to minimize heat buildup

**Laminate Top:** 1-1/4" black HPL top with matching edge band

**Feet:** 4" locking, swivel casters



Item #	Product	Overall Size
5301_	Recharging Station	48"W x 24"D x 36"H

\_ Hardwood Option: M - Maple or K - Oak



391-4322M2

390-4322M1

## Access Tall Tote Storage

Versatile unit with fun-colored totes to keep any space organized.

### Features

**Casebody:** Constructed of oak or maple hardwood veneers with an earth-friendly UV finish

**Storage:** Includes 54 single-depth Euro-Series translucent totes (12-1/4"W x 16-3/4"D x 3"H) available in four colors with clear, secure glide and tilt tote tray runners

**Model Options:** Open-style or door unit

**Toe Kick:** Rubber base molding with metal corners



Item # Maple	Item # Oak	Style	Size
390-4322M_	390-4322K_	Open	42-15/16"W x 22"D x 84"H
391-4322M_	391-4322K_	Door	42-15/16"W x 22"D x 84"H

\_ Indicates Euro Translucent Tote color code.

Euro Series Tote Colors



## Access Tote Tray & Shelf Storage Cabinet

Storage cabinet unit that provides shelving space and individual space for projects and supplies.

### Features

**Casebody:** Choose from oak or maple hardwood and veneers with an earth-friendly UV finish

**Storage:** 24 totes, one fixed shelf, two adjustable shelves and doors with secure, three-point locking handle system

**Toe Kick:** Rubber base molding with metal corners



Item #	Product	Size
351-4822_	Tote Tray & Shelf Cabinet	48"W x 22"D x 84"H

\_ Hardwood Option: M - Maple or K - Oak



351-4822K



TTC-48M

## Access Tall Tote Storage Cabinet

Durable storage cabinet unit that provides organized storage space for projects and supplies.

### Features

**Casebody:** Choose from oak or maple hardwood and veneers with an earth-friendly UV finish

**Storage:** 48 totes and doors with secure, three-point locking handle system

**Toe Kick:** Rubber base molding with metal corners



Item #	Product	Size
TTC-48_	Tote Tray Storage Cabinet	48"W x 22"D x 84"H

\_ Hardwood Option: M - Maple or K - Oak

### Access Touchdown Tote Cabinet

Equipped with large totes to store various materials or student projects.

**Features**

**Casebody:** Cabinet walls and locking doors constructed of solid oak or maple hardwood and veneers with an earth-friendly UV finish

**Storage:** 21 classic totes (13-3/4"W x 19"L x 4-3/8"D)

**Top:** 1-1/4" HPL top with matching edge band

**Feet:** 4" locking, swivel casters



Item #	Product	Overall Size
4751_	Tote Cabinet	48"W x 24"D x 41-1/2"H

\_ Hardwood Option: M - Maple or K - Oak



4751K



MTTC-4824WDK

### Access Classic Tote Cabinet

Organize materials or assign separate storage with this unit.

**Features**

**Casebody:** Cabinet walls and locking doors constructed of solid oak or maple hardwood and veneers with an earth-friendly UV finish

**Storage:** 24 classic totes (13-3/4"W x 19"L x 4-3/8"D)

**Feet:** 4" locking, swivel casters



Item #	Product	Overall Size
MTTC-4824_	Open-Style Cabinet	48-1/2"W x 22-1/2"D x 52"H
MTTC-4824WD_	Two-Door Cabinet	48-1/2"W x 22-1/2"D x 52"H

\_ Hardwood Option: M - Maple or K - Oak

### Access Classic Tote Write-n-Roll Cabinet

Multi-use demonstration cart with ample storage and marker board top.

**Features**

**Casebody:** Cabinet walls and doors constructed of oak or maple hardwood veneers with an earth-friendly UV finish

**Storage:** Five single (classic) totes (13-3/4"W x 19"L x 4-3/8"D) and three wood drawers (13-1/2"W x 16-3/4"D x 2-1/8"H); additional storage underneath top

**Top:** Adjustable, 3/4" white marker board top with black 3 mm edge banding, including 10-position arms with soft-close "no pinch" safety feature

**Feet:** 4" locking, swivel casters



Item #	Style	Overall Size
4901_	Classic Tan	36"W x 24"D x 35-1/2"H

\_ Hardwood Option: M - Maple or K - Oak



4901K



## Access Tote Pedestals

Pedestals fit perfectly under desks for all your storage needs.

### Features

**Casebody:** Cabinet walls, doors, top and bottom constructed of oak or maple hardwood and veneers with an earth-friendly UV finish

**Storage:** Features our Euro-Series high-impact polystyrene translucent totes (18-1/2"W x 16-3/4"D x 3"H) in 4 colors with access on both sides; clear sturdy glide and tilt tote tray runners prevent totes from falling out

**Feet:** 4" locking, swivel casters



Item # Maple	Item # Oak	Style	Overall Size
MET-24M_	MET-24K_	Door	20-1/2"W x 20"D x 24"H
MET-30M_	MET-30K_	Door	20-1/2"W x 20"D x 30"H

\_ Indicates Euro Translucent Tote color code.

Euro Tote Colors



## Access Euro Cabinet for Axis Evolve Workstation

Perfect storage solution to move freely and then tuck away for added space.

### Features

**Base:** Constructed of oak or maple hardwood and veneers with an earth-friendly UV finish

**Storage:** 36"H unit – nine single totes (12-1/4"W x 16-3/4"L x 3"H) and six quad totes (12-1/4"W x 16-3/4"D x 12"H); 34"H unit – six single totes (12-1/4"W x 16-3/4"L x 3"H) and six quad totes (12-1/4"W x 16-3/4"D x 12"H); Features Euro-Series (high-impact polystyrene) translucent totes available in four colors

**Top:** Particle board with HPL top and phenolic backer; Available in black ChemGuard, Dry-Erase, five laminate and 11-3 mm edge band colors

**Feet:** 4" swivel casters



AET836LNLN4

### Configurator

Style	Height*	Top Type	HPL Color (L) Tops Only	3mm Edge Banding (2) or (L) Tops Only	Material	Tote Option
AET8	34	1-1/4" ChemGuard (2)	Almond (A)	Almond (A)	Maple (M)	Euro Translucent Clear (1)
	36	1-1/4" HPL (L)	Black (B)	Aqua (Q)	Oak (K)	Euro Translucent Royal (2)
			Charcoal (C)	Black (B)		Euro Translucent Carrot (3)
			Erasable (E)	Carrot (T)		Euro Translucent Lime (4)
			Natural Maple (N)	Charcoal (C)		
			White (W)	Lime (L)		
				Natural Maple (N)		
				Peacock (P)		
				Red (R)		
				Royal (Y)		
				White (W)		

\* Height of AET8 workstation tote cabinet fits under AE836LNLN4

Euro Tote Colors



AET836LWTK3



Shown with AE836LNLN4 on p.15



### Access Duo Euro Tote Cabinet

Colorful unit featuring "double" the storage with tote accessibility on both sides.

**Features**

**Casebody:** Cabinet walls, top and bottom constructed of oak or maple hardwood and veneers with an earth-friendly UV finish

**Storage:** Features our Euro-Series high-impact polystyrene translucent totes (18-1/2"W x 16-3/4"D x 3"H) in 4 colors with access on both sides; clear sturdy glide and tilt tote tray runners prevent totes from falling out

**Feet:** 4" locking, swivel casters



DE-41K4



DE-65M2

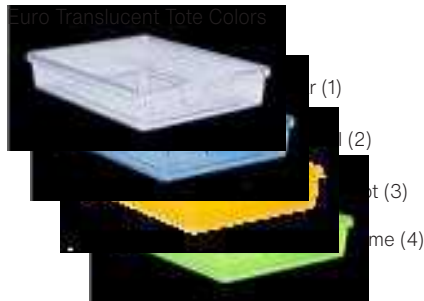


DE-30M3

Item # Maple	Item# Oak	Size	Tote Qty
DE-30M_	DE-30K_	21"W x 37"D x 32-1/2"H	12
DE-41M_	DE-41K_	21"W x 37"D x 43-1/2"H	18
DE-65M_	DE-65K_	21"W x 37"D x 66-1/2"H	30

\_ Indicates Euro Translucent Tote color code.

Euro Tote Colors



TW-4221M4



TW-4221WDK3

### Access Euro Tote-n-More Cabinet

Flexible storage option for a steady moving space.

**Features**

**Casebody:** Top, back, sides and doors constructed of oak or maple hardwood veneers with an earth-friendly UV finish

**Storage:** Euro-Series high-impact polystyrene totes available in 4 colors with clear sturdy glide and tilt tote tray runners prevent totes from falling out; six single totes (12-1/4"W x 16-3/4"L x 3"H), six double totes (12-1/4"W x 16-3/4"L x 6"H), and two quad totes (12-1/4"W x 16-3/4"L x 12"H); backpack/coat space (13"W x 37"H) with interior hook

**Model Options:** Open-style or two-door cabinet unit with three-point locking handle system

**Feet:** 4" locking, swivel casters



Item # Maple	Item # Oak	Style	Overall Size
TW-4221M_	TW-4221K_	Open	42"W x 21"D x 53-3/4"H
TW-4221WDM_	TW-4221WDK_	Door	42"W x 21"D x 53-3/4"H

\_ Indicates Euro Translucent Tote color code.

Euro Tote Colors





MTTE-4324M4



MTTE-4324WDK2

## Access Euro Tote Cabinet

Similar to our Access XL Cabinet but with single totes.

### Features

**Casebody:** Top, back, sides and locking doors constructed of oak or maple hardwood and veneers with an earth-friendly UV finish

**Storage:** Twenty-seven single Euro-Series high-impact polystyrene totes (12-1/4"W x 16-3/4"L x 3"H), available in 4 colors; clear sturdy glide and tilt tote tray runners secure totes from falling out

**Model Options:** Open-style or locking-two door cabinet unit with three-point locking handle system

**Feet:** 4" locking, swivel casters



Item # Maple	Item # Oak	Style	Overall Size
MTTE-4324M_	MTTE-4324K_	Open	43-1/2"W x 22-1/2"D x 52"H
MTTE-4324WDM_	MTTE-4324WDK_	Door	43-1/2"W x 22-1/2"D x 52"H

\_ Indicates Euro Translucent Tote color code.

Euro Tote Colors



## Access Euro Tote XL Cabinet

Durable, practical and fun storage unit for any environment.

### Features

**Casebody:** Top, back, sides and locking doors constructed of oak or maple hardwood and veneers with an earth-friendly UV finish

**Storage:** Euro-Series high-impact polystyrene totes available in 4 colors with clear sturdy glide and tilt tote tray runners prevent totes from falling out; nine single totes (12-1/4"W x 16-3/4"L x 3"H); nine double totes (12-1/4"W x 16-3/4"L x 6"H); three quad totes (12-1/4"W x 16-3/4"L x 12"H)

**Model Options:** Open-style or locking-two door cabinet unit with three-point locking handle system

**Feet:** 4" locking, swivel casters



Item # Maple	Item # Oak	Style	Overall Size
TS-4221M_	TS-4221K_	Open	42"W x 21"D x 53-3/4"H
TS-4221WDM_	TS-4221WDK_	Door	42"W x 21"D x 53-3/4"H

\_ Indicates Euro Translucent Tote color code.

Euro Tote Colors



TS-4221M2



TS-4221WDK4

### Access Euro Tote Cabinet with Worksurface

Conveniently store and organize daily essentials with ample tote storage.

**Features**

**Casebody:** Back, sides and doors constructed of oak or maple hardwood veneers with an earth-friendly UV finish

**Storage:** 27 single Euro-Series (high-impact polystyrene) translucent totes (12-1/4"W x 16-3/4"D x 3"H) available in clear, royal, carrot or lime; clear sturdy glide and tilt tote tray runners secure totes from falling out

**Top:** 1-1/4" HPL top with matching edge band

**Model Options:** Open-style or locking, two-door cabinet unit

**Feet:** 4" locking, swivel casters



4811K4

Item # Maple	Item # Oak	Overall Size
4811M_	4811K_	48"W x 24"D x 43-1/2"H

\_ Indicates Euro Translucent Tote color code.

Euro Tote Colors



4801K1

### Access Euro Tote Cabinet with Drawer

Substantial storage space allows for easy organizing of supplies, tools and other resources.

**Features**

**Casebody:** Back and sides constructed of oak or maple hardwood and veneers with an earth-friendly UV finish

**Storage:** Clear, royal, carrot or lime Euro-Series (high-impact polystyrene) translucent totes with clear sturdy glide and tilt tote tray runners prevent totes from falling out; 12 single totes (12-1/4"W x 16-3/4"D x 3"H), three double totes (12-1/4"W x 16-3/4"D x 6"H) and one large wood drawer (39"W x 20"D x 4"H)

**Top:** 1-1/4" HPL top with matching edge band

**Feet:** 4" locking, swivel casters



Item # Maple	Item # Oak	Style	Overall Size
4801M_	4801K_	Open	48"W x 24"D x 40-1/2"H

\_ Indicates Euro Translucent Tote color code.

Euro Tote Colors



### Access Euro Tote Write-n-Roll Cabinet

Versatile and colorful mobile storage with dry erase top for drawing or demonstration.

**Features**

**Casebody:** Cabinet walls and locking doors constructed of oak or maple hardwood veneers with an earth-friendly UV finish

**Storage:** Euro-Series high-impact polystyrene totes (12-1/4"W x 16-3/4"D x 3"H) available in 4 colors with clear sturdy glide and tilt tote tray runners prevent totes from falling out; three wood drawers (14-5/8"W x 16-3/4"D x 2-1/8"H); additional storage underneath top

**Top:** Adjustable, 3/4" white marker board top with black 3 mm edge banding, including 10-position arms with soft-close "no pinch" safety feature

**Feet:** 4" locking, swivel casters



Item # Maple	Item # Oak	Overall Size
4821M_	4821K_	36"W x 24"D x 35-1/2"H

\_ Indicates Euro Translucent Tote color code.

Euro Tote Colors



4821M2



### Access Touchdown Cabinet

Versatile mobile storage unit perfect for use as a work area or demonstration center.

#### Features

**Casebody:** Cabinet walls and locking doors constructed of oak or maple hardwood veneers with an earth-friendly UV finish

**Storage:** Enclosed compartment with adjustable shelf

**Top:** Matching edge band

**Feet:** 4" locking, swivel casters

**Mobile Capacity:** 500 lbs.



Item #	Top	Overall Size
4401_	1-1/4" HPL	36"W x 24"D x 36"H
4402_	1-1/4" ChemGuard	36"W x 24"D x 36"H

\_ Hardwood Option: M - Maple or K - Oak



4401K



4101K

### Access Sliding Door Cabinet

Both a storage solution and lab experiment unit for any STEM classroom.

#### Features

**Casebody:** Cabinet walls and sliding, locking doors constructed of oak or maple hardwood veneers with an earth-friendly UV finish

**Storage:** Enclosed compartment with fixed shelf (weight capacity of 40 lbs. per sq. ft.)

**Top:** Matching edge band

**Feet:** 4" locking, swivel casters

**Mobile Capacity:** 500 lbs.



Item #	Top	Overall Size
4101_	1-1/4" HPL	48"W x 24"D x 36"H
4102_	1-1/4" ChemGuard	48"W x 24"D x 36"H

\_ Hardwood Option: M - Maple or K - Oak

### Access Touchdown Worktop Cabinet

All-in-one demonstration bench and transporting solution for equipment and supplies.

#### Features

**Casebody:** Cabinet walls and doors constructed of maple hardwood and veneers with an earth-friendly UV finish

**Storage:** Enclosed compartment with adjustable shelf

**Maple Butcher Block Top:** Face-glued hardwood strips with clear coat finish

**Laminate Top:** HPL or ChemGuard top with matching edge band

**Model Options:** Open style or locking, two-door cabinet unit

**Feet:** 4" locking, swivel casters

**Mobile Capacity:** 500 lbs.



Item #	Top	Style	Overall Size
MDC-2436C	1-1/4" ChemGuard	Open	36"W x 24"D x 33-1/2"H
MDC-2436M	1-3/4" Maple BB	Open	36"W x 24"D x 34"H
EMDC-2436C	1-1/4" ChemGuard	Doors	36"W x 24"D x 33-1/2"H
EMDC-2436M	1-3/4" Maple BB	Doors	36"W x 24"D x 34"H



MDC-2436M

# Mobile



M19-2422-H30K  
Table not included



**Coordinates with tables  
on p.8 & 40**

## Access Pedestals

Use as standalone unit or underneath our best-selling tables.

### Features

**Casebody:** All sides, locking door and dovetailed, locking drawers constructed of solid oak or maple hardwood and veneers with an earth-friendly UV finish

**Storage:** Door, door/drawer, 2-drawer or 3-drawer options

**Top Material:** Veneer

**Feet:** 3" locking, swivel casters



Item #	Layout	Size	Table Height
M95-2422-H24_	Door/Right	22"D x 24"W x 24"H	30"H
M96-2422-H24_	Door/Left	22"D x 24"W x 24"H	30"H
M95-2422-H30_	Door/Right	22"D x 24"W x 30"H	36"H
M96-2422-H30_	Door/Left	22"D x 24"W x 30"H	36"H
M18-2422-H30_	Door/Drawer, Right	22"D x 24"W x 30"H	36"H
M19-2422-H30_	Door/Drawer, Left	22"D x 24"W x 30"H	36"H
M40-2422-H30_	2 Drawer	22"D x 24"W x 30"H	36"H
M33-2422-H30_	3 Drawer	22"D x 24"W x 30"H	36"H

\_ Hardwood Option: M - Maple or K - Oak



M18-2422-H30K



M40-2422-H30K



M33-2422-H30M

## Access Cabinet

Similar to our Mobile Storage Cabinet, but with more storage space!

### Features

**Casebody:** Top, back, sides and doors constructed of oak or maple hardwood and veneers with an earth-friendly UV finish

**Storage:** Two fixed and two adjustable shelves concealed behind two doors with three-point locking handle system

**Feet:** 4" locking, swivel casters



Item #	Product	Overall Size
MSSC-200_	XL Mobile Storage	48-1/2"W x 22-1/2"D x 66"H

\_ Hardwood Option: M - Maple or K - Oak



MSSC-200M

### Access Wall Storage Bench

Durable work surface and secure storage for art studios, drafting classrooms and more.

**Features**

**Casebody:** Cabinet walls, drawers and doors constructed of oak or maple hardwood and veneers with an earth-friendly UV finish

**Storage:** Seven dovetailed pull out drawers (43"W x 25"D x 2-1/8"H), eight exterior drawers (18-1/2"W x 18-3/4"D x 1-3/8"H) and locking doors

**Maple Butcher Block Top:** Face-glued hardwood strips with clear coat finish

**Laminate Top:** Almond top with matching edge band

**Overall Dimensions:** 72W x 30"D x 36-1/4"H



SB-4PM

Item # - Maple	Item # - Oak	Product	Overall Size
SB-4LM	n/a	1-3/4" Maple BB	72W x 30"D x 36-3/4"H
SB-4PM	SB-4PK_	1-1/4" Almond HPL	72W x 30"D x 36-1/4"H



Unit above includes:  
FFST-3624M (Top),  
FFS-3624M (Drawers),  
FFSB-3624 (Base)

### Access Flat Storage Cabinet

Stackable unit to protect and store artwork, drawings, biological collections and more.

**Features**

**Casebody:** Cabinet walls, top and drawers constructed of oak or maple hardwood and veneers with an earth-friendly UV finish; ADA-compliant pulls and label holders

**Storage:** Five drawers (37"W x 24-3/4"D x 1-3/8"H) with full extension glides; up to three units can be stacked for added storage - can be interlocked or independent of each other

**Configuration:** Start with 4" sub bottom, then stack flat files and add finished top



Item #	Product	Overall Size
FFSB-3624_	Sub Bottom	40-3/4"W x 27"D x 4"H
FFS-3624_	5-Drawer Flat File Section	40-1/2"W x 27"D x 17"H
FFST-3624_	Flat Finished Top	41"W x 28"D x 3/4"H

### Access Large Format Paper Cabinet

Provides storage space for flat items like paper, blueprints, and maps.

**Features**

**Casebody:** Cabinet walls, doors and drawers constructed of oak or maple hardwood and veneers with an earth-friendly UV finish

**Storage:** Seven pull-out drawers measuring 43"W x 25"D x 2-1/8"H (inside size)

**Laminate Top:** 1-1/4" almond HPL top with matching edge band

**Overall Dimensions:** 50"W x 30"D x 36-1/4"H



Item #	Product	Overall Size
DPSC-50_	7-Drawer Flat Storage	50"W x 30"D x 36-1/4"H

Laminate Top



DPSC-50M

## Signature Wall Cabinets

### Features

**Construction:** Oak or maple solid hardwood and veneers with an earth-friendly UV finish

**Style Options:** Veneered solid or solid framed glass doors featuring 3/16" safety glass

**Storage:** Two adjustable shelves



D06-3612



D03-3612M

Item # - Maple	Item # - Oak	Description	Dimensions (WxHxD)
D03-3012M	D03-3012	Solid Double Doors	30" x 30" x 12"
D03-3612M	D03-3612	Solid Double Doors	36" x 30" x 12"
D03-4212M	D03-4212	Solid Double Doors	42" x 30" x 12"
D03-4812M	D03-4812	Solid Double Doors	48" x 30" x 12"
D06-3012M	D06-3012	Glass Double Doors	30" x 30" x 12"
D06-3612M	D06-3612	Glass Double Doors	36" x 30" x 12"
D06-4212M	D06-4212	Glass Double Doors	42" x 30" x 12"
D06-4812M	D06-4812	Glass Double Doors	48" x 30" x 12"

## Signature Base Cabinets

### Features

**Construction:** Oak or maple solid hardwood and veneers with an earth-friendly UV finish

**Style Options:** Door cabinet, door/drawer cabinet or drawer cabinet (all locking); Cabinets can be joined together to create wall of base cabinets



121-3622\*



121-3622M\*

Item # - Maple	Item # - Oak	Description	Dimensions (WxHxD)
121-3622M	121-3622	Drawer Base Cabinet	36" x 35" x 22"
106-3622M	106-3622	Door/Drawer Base Cabinet	36" x 35" x 22"
103-3622M	103-3622	Door Base Cabinet	36" x 35" x 22"

## Toe Kick Accessories

### Features

Base molding must be glued to toe kick, add metal corners to create a finished look.



103-3622\*

Item #	Description
100283	Rubber Base Molding (4"H, sold by the foot)
206513	Metal Corners (2/pkg)



103-3622M\*

## Signature Countertops

### Features

**Epoxy and Phenolic Top:** Superior chemical resistance

**Maple Top:** Very durable in climate controlled areas.

Countertops oversized for 1" overhangs on each end and 2" overhang to the front, also included is a 4" backsplash on epoxy and phenolic tops to length of countertop



106-3622\*

Item #	Description	Dimensions (LxD)
207529F	1" Epoxy Resin Top	38"L x 24"D
207530F	1" Epoxy Resin Top	74"L x 24"D
214515F	3/4" Solid Phenolic Top	38"L x 24"D
214516F	3/4" Solid Phenolic Top	74"L x 24"D
247866	1-3/4" Maple Butcher Block Top	38"L x 24"D
229717	1-3/4" Maple Butcher Block Top	74"L x 24"D



106-3622M\*

of top, rubber base molding, and metal corner. Back splash not shown.



## Looking for custom sizes?

Contact our team for pricing.



206513



100283



## Lab Hand

Designed to provide a safe, convenient surface for laptop, tablets or books in a laboratory setting. The Lab Hand is mounted on a solid plastic rod which fits securely into standard rod sockets. The platform is made of powder coated steel to create a surface that will withstand the typical chemicals found in today's laboratories. The Lab Hand holds laptops and books off the work surface protecting them from spills and increasing the amount of work space available. Unit has 12" square platform with 5 1/2" rod for mounting.



Item #	Product
100994	Lab Hand Units
100994X6	Set of 6 Lab Hand Units



100994

## Greenlaw Arm

Used for conducting experiments, the Greenlaw Arm includes 3/4" x 3/4" clamp, a 3/4" x 36" upright and 3/4" x 18" crossbar. The upright fits into a rod socket with a 3/4" receiver that is found in many laboratory units. Pieces are made of solid machined aluminum.



Item #	Product
100245GRARM	Greenlaw Arm



100245GRARM

## Mirror & Mirror/Markerboard

Mirror and Mirror/Markerboard are enclosed in a solid oak frame. Mirror is a shatter resistant acrylic. Units easily mount on 1/2" diameter crossbars (not included). Can be tilted to any angle and is held secure with nylon screws in the mounting brackets.



Item #	Product	Size
4000K	Mirror	27-1/2"W x 20-1/2"H
4001K	Mirror/Marker Board	27-1/2"W x 20-1/2"H



4001K

## Uprights, Arms & Crossbars

The upright set includes two clamps (3/4" x 1/2"), two uprights (3/4" x 36") and one crossbar (1/2" x 40") that fits in rod socket with 3/4" receiver.

Item#	Product	Size
100604	Upright Set w/Full Crossbar	
100002	Clamp	3/4" x 3/4"
100003	Clamp	3/4" x 1/2"
100004	Upright	3/4" x 36"
100005	Crossbar	3/4" x 18"
100006	Crossbar	3/4" x 48"
100007	Crossbar	1/2" x 40"
100008	Crossbar	1/2" x 32"
206505	Rod Sockets	Receives 3/4" Uprights



100604



206505



100002

## Gas Cocks

Fittings have a ground key valve for long life; Units are complete with nipple, lock nut and washer for installation and are deck-mounted.



Item #	Product	Item #	Product
100047	Single Gas Cock	100048	Double Gas Cock at 90°
100466	Four Gas Cock	100049	Double Gas Cock at 180°



100048

# Accessories



100074-BKR

## Gooseneck Faucet

Chrome-plated brass, deck-mounted faucets with multi-service fixture includes cold water and two gas cocks; Mounting hardware provided



Item #	Product
100074-BKR	Multi-Service Fixture (18"H)
100051	Cold Water Faucet (12-3/4"H)
100061	Hot Water Faucet (12-3/4"H)
100467	Mixing Faucet (12-1/4"H)



100013

## Hand Pump

Piston action mechanism for high water flow action and long term prime lock. It is unaffected by water deposits which reduce the ability of other types of hand pumps to hold prime. Chrome base and spout. NSF Approved.



Item #	Product
100013	Chrome Hand Pump



100118

## Water Jugs

Plastic jugs utilized in our mobile units



Item #	Product
100118	2-1/2 Gallon Jug (Kinetic Demo Stations)
256312	5 Gallon Jug (WSP Models)
251695	5 Gallon Potable Water Jug (HWS Models)
251696	6 Gallon Waste Water Jug (HWS Models)



## Toe Kick

Pair the rubber base molding with the stainless steel corners to complete your cabinet install. Rubber base molding must be glued to the toe kick and corners are fastened in place with supplied screws. Molding sold by the foot and corners sold in sets of two with screws.



Item #	Description
100283	Rubber Base Molding (Sold per foot)
206513	Two Metal Corners w/screws



100076X4



100728X4



L3030MP

## Table Leg Replacements, Boots and Brackets

Item #	Description
L3030	30"H Oak Legs (Qty: 4)
L3034	34"H Oak Legs (Qty: 4)
L3036	36"H Oak Legs (Qty: 4)
L3030MP	30"H Maple Legs (Qty: 4)
L3034MP	34"H Maple Legs (Qty: 4)
L3036MP	36"H Maple Legs (Qty: 4)
100076X4	Leg Boots (Qty: 4)
100728X4	Floor Mounting Brackets (Qty: 4)



See online FASTRAK catalog for available models

## Power Outlet with Clamp & USB Hub

The new Clamp Mount Outlet & USB Charger will add instant convenient AC power and USB charging accessibility to your work surface. Keep your laptops, tablets, tools, or other mobile computing devices charged and ready to go at your table, workbench, or anywhere else power access is needed. Fits on worksurfaces from 3/4" to 2" thick.

Item #	Product	Size
251975	Clamp Outlet/USB Hub	5-1/4"H x 7-1/4"W x 3"D



## Heavy-Duty Vice

Solid steel dog in the front jaw, when used in conjunction with a bench stop, allows oversized work to be held securely on the bench top

**Construction:** Machined, toed-in jaws provide a solid grip; Steel, no-pinch handles provide adequate clamping pressure

**Jaws:** Front and back jaws are drilled and countersunk to allow installation of optional wood facing

**Fitment:** Easily fits butcher block tops or shop tops 2-1/4" thick

**Installation:** Template included



## Bench Vice

Sturdy 4-1/2" swivel base vise is ideal for the Robotics Bench


**Construction:** Made of cast iron with steel vise jaws, threaded spindle assembly and a chrome lock down

**Adjustable:** Can be rotated up to 240° on its base

**Jaws:** Built-in pipe jaws allow holding small pipes and tubes ranging in diameter from 0.6"D to 1.85"D

**Color:** Powder-coated royal blue

**Installation:** Template included



Item #	Product
234708	Heavy Duty Vice
251909	Bench Vice

## Magnetic Tool Holder

Magnetic Tool Holder can be used to organize hammers, wrenches, screwdrivers and more. This is perfect for use for your tools on the Vex Robotics Bench. Has durable black powder coating. Magnet is 13"W x 1"D x 1"H, and made of powder coated steel.

Item #	Product
251913	Magnetic Tool Holder



## Safety Glasses & Goggles

**Glasses:** Durable planos feature fold out contouring side shields for maximum eye protection, arms are extended for maximum fit and comfort dual clear polycarbonate lenses.

**Goggles:** Indirect vents protect against liquids, dust and smoke while permitting indirect ventilation. UV absorbing polycarbonate lens are Anti-Fog. The high quality green tinted flexible PVC body ensures a proper fit and fits over most prescription glasses. Adjustable 18" (45.72 cm) green elastic headband. Our safety glasses have durable planos feature adjustable temples, universal-fit nose bridges and flat-fold side shields.

Item #	Product
SG-72000	Safety Glasses
FG-88210	Flexible Goggles



SG-72000




FG-88210

# Color Specifier

## HPL and 3mm PVC Edge Banding *Check product info for available options.*



## Premium HPL Top Options




## Powder-Coat Options *Check product info for available options*



## Acumen Vinyl Chairs




## Tractor Stool & Poly-Chair Colors





HPL WITH 3MM PVC EDGE BANDING (L)	
CORE MATERIAL	Industrial-grade particle board with high-pressure laminate (HPL) on top, resin backer sheet on bottom
TOP COLOR	Six color options: black, charcoal, almond, white, natural maple and erasable
EDGE BAND COLOR	11 color options: black, charcoal, almond, white, natural maple, carrot, lime, aqua, red, peacock and royal
EDGE	3mm PVC edge with radius corners
THICKNESS	1-1/4"



CHEMGUARD (2)	
CORE MATERIAL	Industrial-grade particle board with chemical-resistant (CR) high-pressure laminate (HPL) on top, resin backer sheet on bottom
TOP COLOR	Black
EDGE BAND COLOR	11 color options: black, charcoal, almond, white, natural maple, carrot, lime, aqua, red, peacock and royal
EDGE	3mm PVC edge with radius corners
THICKNESS	1-1/4"



PHENOLIC RESIN (4)	
CORE MATERIAL	Solid phenolic compact, standard resistant-grade pigmented resin core with electron-beam cured surface
FINISH	Black, matte finish
EDGE	No edge, solid top with square corners, 1/8" bevel on exposed edges and corners
THICKNESS	3/4"



EPOXY RESIN (6)	
CORE MATERIAL	Monolithic compounded mixture of modified epoxy resin
FINISH	Black, matte finish
EDGE	No edge, solid top with square corners, 1/8" bevel on exposed edges and corners
THICKNESS	1"



MAPLE BUTCHER BLOCK (5)	
CORE MATERIAL	Solid hard maple top consisting of face-glued hardwood strips
FINISH	Clear varnique finish—two coats on the top, one coat on the bottom
EDGE	Solid edge with 1/8" radius on top, bottom and corner edges
THICKNESS	1-3/4" or 2-1/4"



WALNUT BUTCHER BLOCK (W)	
CORE MATERIAL	Solid hard walnut top consisting of face-glued hardwood strips
FINISH	Clear varnique finish—two coats on the top, one coat on the bottom
EDGE	Solid edge with 1/8" radius on top, bottom and corner edges
THICKNESS	1-3/4"



SHOPTOP® (7)	
CORE MATERIAL	Composite of medium density fiberboard (MDF) sandwiched between two pieces of 1/2" particle board
SURFACE MATERIALS	1/2" industrial-grade particle board (Top & Bottom)
FINISH	Particle board, sealed and finished with a clear chemical-resistant, earth-friendly UV finish—two coats on the top, one coat on the bottom
EDGE	3/8" radius on top edge
THICKNESS	1-1/2"



**Scan or Click Here for info on Chemicals & Surface Damage**

For sizes or additional specification information on any of these tops, please contact [info@DiversifiedSpaces.com](mailto:info@DiversifiedSpaces.com)

# Warranty

## Warranty Promise

Diversified Spaces promises to repair or replace any Diversified Spaces brand product or component that is defective in material or workmanship under normal use for as long as the Original Purchaser owns it. This is the sole and exclusive remedy for Diversified Spaces products to be found defective. This warranty applies to Diversified Spaces products from the date of delivery to the Original Purchaser and is non-transferable. This Warranty is subject to limitations, exclusions or other provisions detailed below. Original Purchaser implies the final purchasing entity acquiring the product from a Diversified Spaces Authorized Dealer for the purchaser's use and not for resale, remarketing or distribution.

## Limited Lifetime Warranty Terms

**Limited Lifetime Warranty** — Diversified Spaces warrants that its products shall be free of material defect and/or faulty workmanship from the date of delivery. This warranty is subject to the limitations and exclusions indicated below

**12 Year Warranty** — Diversified Spaces warrants that its laminate tops, butcher block tops, phenolic tops, epoxy tops, stainless steel tops, high wear, and moveable parts (ie: casters, glides, etc.) shall be free of substantial defects in original material and workmanship for twelve (12) years from the date of delivery.

**1 Year Warranty** — Diversified Spaces warrants that all wood veneer, electrical components, and dry erase markerboard surfaces are free of substantial defects in original materials and workmanship for one (1) year from the date of delivery.

**6 Month Warranty** — Diversified Spaces warrants that all hand sanitizers and dispensers are free of substantial defects in original materials and workmanship for six months from the date of delivery.

## Warranty Exclusions and Limitations

**Exclusions** — This warranty is considered null and void by the following:

- Abnormal defects caused by abuse or unruly use, modification, or alteration of product
- Any damage caused in transit by the carrier (Contact Diversified Spaces Customer Service to address carrier damage.)
- Ordinary wear and tear (including but not limited to: scratching of laminate, phenolic, epoxy and butcher block tops; ghosting on dry-erase markerboard; chips caused by the moving of epoxy tops)
- Products installed, used, or maintained without adherence to product specifications, assembly instructions or Diversified Spaces' recommendations and warnings
- Product exposure to water or dense humidity

Caution is advised when abutting epoxy surfaces, as chipping and cracking may occur when an epoxy edge is bumped into another. Chipping and cracking caused by bumping of epoxy surfaces is not covered under the Diversified Spaces Warranty.

## Warranty Limitations

This warranty is provided only to the initial purchaser, is non-transferable and is valid strictly for as long as the product is owned by the original purchaser. To be protected under this warranty, all products must be stored in areas of controlled temperature and humidity, and periodic regular scheduled maintenance must be performed. See separate Care and Maintenance documents for further detail.

Any incidental or consequential damages, including but not limited to business losses, personal property damage, and third-party liabilities are hereby expressly excluded.

Diversified Spaces shall repair or replace, at its discretion, any portion of the product which proves to be defective under the terms of this warranty. Diversified Spaces may elect to substitute a reasonably comparable product, or a cash refund of the original purchase price (less reasonable depreciation) in the event the original warranted product is no longer manufactured at the time the warranty is exercised. Liability is limited to replacement parts and labor.

Freight and installation costs are excluded from Warranty consideration and are the sole responsibility of the Purchaser.

Diversified Spaces products are not recommended or warranted for outdoor use.

Some natural color variations occurring in wood, veneer, plastics, laminates, paints, or other natural materials are inherent to their character and cannot be avoided, and Diversified Spaces does not consider these variations to be defects. Colorfastness and variation of colors, grains or textures of such materials are not warranted. There are no implied warranties of fitness or merchantability, and there are no other warranties beyond the warranties expressed here.

## Purchase Orders

Purchase Orders will be accepted only from authorized Diversified Spaces dealers, and must be submitted in writing or electronically. Acceptance of orders is the sole discretion of Diversified Spaces. Delivery is FOB Suring, WI 54174.

## Pricing & Payment Terms

Prices are subject to change without notice and Diversified Spaces is not responsible for typographical errors. Quoted prices do not include federal, state, or local taxes. Sales Tax is required for deliveries to Wisconsin and Michigan and will be added to the invoice unless resale certificate applies. Standard payment terms are 1% 10/Net 30 days.

## Handling Fee

In some cases, extra fees may apply to your order that are not indicated on the individual pricing pages. Contact your Diversified Spaces Project Manager or Estimating Team for applicable fees.

Any special delivery services, including but not limited to lift gate and inside delivery, will incur upcharges.

## Cancellation and Change Policy

Customer is responsible for all costs incurred by Diversified Spaces prior to receipt of any change or cancellation. Orders for custom products may not be canceled.

## Returns

Returned Merchandise will not be accepted unless authorized in writing prior to return. Contact our Customer Service Department for a Return Materials Authorization (RMA) number. Standard product returns are subject to a 25% restocking charge, and must be freight prepaid.

## Freight Damage

**Note: A clear receipt for a shipment that contained damaged merchandise or a shortage relieves the carrier of further responsibility. Check all deliveries for damage, and note any damage or shortage on the delivery receipt.**

**Merchandise Title passes from Diversified Spaces to the consignee upon delivery to the Carrier. It is the Customer's responsibility to submit a freight claim, including the cost of the shipment, for any damaged merchandise. Customer failure to follow the below instructions may result in added costs to Customer for delivery and replacement for damaged goods.**

**All Deliveries:** Count and thoroughly inspect all items for shipping damage before accepting delivery. If it appears that damage could be possible, insist that the carton be opened and contents inspected by Driver. If damage has occurred, report damage to Diversified Spaces immediately. Recipient has the right to accept partial shipments and refuse the remaining damaged units. Refuse shipments of severely damaged items. If there is a shortage, note the shortage on the delivery receipt.

**Motor Freight Deliveries:** Inspect the shipment for damage immediately following delivery. Driver must note all damaged cartons or shortages on the Bill of Lading and/or delivery receipt prior to acknowledgment of shipment delivery.

**UPS or FedEx Deliveries:** Inspect the shipment for damage immediately following delivery. Note all damage on the receipt and have Driver initial acknowledgment of damage before signing receipt. Do not remove any damaged merchandise from the original carton until an inspection has been made or waived by the shipping company.

## Product Suitability

Many states and localities have codes and regulations governing sales, construction, installation and/or use of products for certain purposes, which may vary from those in neighboring areas. While Diversified Spaces attempts to assure that its products comply with such codes, it cannot guarantee compliance, and cannot be responsible for how the product is installed or used. Before purchase and use of product, please review the product application, and national and local codes and regulations, and be sure that the product, installation and use are in compliance with all applicable codes.

## OSHA Hazardous Substance & California Prop 65 Product Information

Material Safety Data Sheets (MSDS) for OSHA defined hazardous substances and a list of products known to the State of California to cause cancer or reproductive harm are available. For details, contact:

Diversified Spaces  
300 Krueger Street  
Suring, WI, 54174  
Phone 877-842-5420  
Fax 920-842-5420

The information and recommendations contained on the MSDS supplied by the manufacturer is considered to be accurate and reliable. However, Diversified Spaces makes no warranty with respect to the accuracy or reliability of the information or the suitability of the recommendations.

# Index

Model Number	Collection Name	Product	Page
100283	Signature	Rubber Base Molding	120
103 Series	Signature	Door Base Cabinet	120
106 Series	Signature	Drawer over Door Base Cabinet	120
1110 Series	Kinetic	8' Instructor Desk	31
1131	Kinetic	Teacher's Work Desk	30
1140 Series	Kinetic	Side Desk	31
121 Series	Signature	Drawer Base Cabinet	120
1210 Series	Kinetic	5' Instructor Desk	30
1210-ADA Series	Kinetic	ADA Instructor Desk	30
1500 Series	Kinetic	Octagon Workstation w/Pedestal	16
1536 Series	Kinetic	Trifacial Workstation	16
1600 Series	Kinetic	Octagon Workstation w/Drawers	16
1800 Series	Protocol	Mobile Fume Hood Station	81
2000 Series	Kinetic	2- and 4-Person Lab Tables	13
20-006	Apprentice	Optional Shelves for WBML Series	58
206513	Signature	Metal Corner w/Screws for 100283	120
207529-30	Signature	Epoxy Resin Countertop	120
214515-16	Signature	Phenolic Resin Countertop	120
229717	Signature	Maple Top	120
247866	Signature	Maple Countertop	120
249732	Protocol	Flammable Liquid Storage Cabinet	79
250487	Menu	Drawer for Stainless Steel Table	89
250511-14	Menu	Wall Shelf	89
253244	Kinetic	Privacy Panels, Set of 3	26
253259	Protocol	Flammable Liquid Storage Cabinet	79
253260	Protocol	Flammable Liquid Storage Cabinet	79
253261	Protocol	Acid and Corrosive Storage Cabinet	79
253262-65	Protocol	Paint and Ink Storage Cabinet	79
253266-69	Protocol	Steel Oily Waste Can	78
255588-255590	Fab-Lab	Shelves for Fab-Lab Tables	92
260000 Series	Protocol	Hand Sanitizer Dispenser and Stand	77
260004-7 Series	Protocol	Mobile Metered Hand-Washing Sinks	76
260008-10	Protocol	Sanitizer Dispenser	77
260011	Protocol	Hygiene Station	77
260012-15	Protocol	Glove Dispenser	77
2800 Series	Kinetic	Perimeter Workstation	18
2900 Series	Forward Vision™	Lab Workstations	14
301 Series	Access	Bookcases	108
3010	Perspective	Art Sink	62
3116	Kinetic	Service Island	17
313 Series	Access	Tall Storage Cabinet	100
315 Series	Access	Tall Storage w/Glass Doors	101
318 Series	Access	Tall Storage w/Split Doors	101
320 Series	Access	Tall Storage w/Split Glass Doors	101
3200 Series	Kinetic	Wall Service Station	18
3303	Kinetic	Clean-Up Sink	17
333-3630	Perspective	Portfolio Storage Cabinet	65
3420 Series	Protocol	Corrosives Cabinet	78
3440 Series	Protocol	Flammables Cabinet	78
351-4822	Access	Tote Tray and Shelf Storage Cabinet	110
353 Series	Access	General Storage Cabinet	100
354-4830	Perspective	Flat Paper Storage Cabinet	65
356 Series	Access	Tall Storage Cabinet with Split Doors	101
357 Series	Access	Tall Storage w/Split Glass Doors	101
358 Series	Access	Tall Storage w/Glass Doors	101
359-4822	Perspective	Canvas Door Display Cabinet	64
360-3622	Access	Deluxe Wardrobe Cabinet	102
370 Series	Perpetulab	Microscope Cabinet	21
372 Series	Perpetulab	Microscope Cabinet	21
374-2422	Perpetulab	Torso Cabinet	22
375-377 Series	Perpetulab	Skeleton Cabinet	22
380-4822	Access	Premier Display Cabinet	103
390 Series	Access	Open Tall Tote Storage	110
391 Series	Access	Tall Tote Tray Storage w/Doors	110
3DP-3624M	Kinetic	Multi-Purpose Cart	87
4100-4102	Access	Mobile Sliding Door Cabinet	117
4111 Series	Kinetic	Mobile Demo Lab Table	29
4121	Kinetic	Mobile Demo Lab Table with Sink	29,88
4222 Series	Kinetic	Mobile Demo Table with Drawers	29
4332 Series	Kinetic	Mobile Desk with Sink and Storage	29
4342 Series	Kinetic	XL Mobile Demo Center	29
4352 Series	Kinetic	ADA Mobile Lab Station	26
4400 Series	Access	Mobile Touchdown Storage Cabinet	117
445-7 Series	Access	Lipped Shelf Bookcases	109
4500 Series	Access	Mobile Demo Cart	26
4701	Perpetulab	Mobile Microscope Storage Cabinet	20
4711	Perpetulab	Large Mobile Microscope Storage Cabinet	20
4741	Perpetulab	Mobile Micro-Charge Storage Cabinet	20
4751	Access	Mobile Tote Tray Cabinet	111
4801	Access	Mobile Open Tote Cabinet	115

Model Number	Collection Name	Product	Page
4811	Access	Mobile Tote Storage Cabinets	115
4821	Access	Write-n-Roll Storage Cabinet - Euro	115
4901	Access	Write-n-Roll Storage Cabinet - Classic	111
5100	Perspective	Sculpture Ware Cart	63
5201	Perpetulab	Mobile Balance Storage Cabinet	20
5301	Access	Mobile Laptop Recharging Station	109
6900	Protocol	Shower and Eyewash Stations	80
6950	Protocol	Safety Station	80
8200	Perspective	Paint Hood and Cabinet System	66
9100BL	Perspective	Damp Cabinet	63
9200BL	Perspective	Drying Cabinet	63
A2900 Series	Forward Vision™	Forward Vision with Axis Top	14
A32-37	Apprentice	Angle Iron Workbench	60
A7 Series	Perpetulab	Adjustable Leg Wood Table	9,41
AB	Perspective	Art Bench	97
ABH	Perspective	Art Bench	97
AE7 Series	Axis Evolve	Workstation	15
AE8 Series	Axis Evolve	Workstation	15
AET8	Access	Mobile Euro Tote for Axis Evolve	112
AFB Series	Avenuu	Bench Seating	96
AFT Series	Avenuu	A-Frame Tables	34
AH	Perspective	Art Horse	64
ALT Series	UpLift!	Table with Adjustable Legs	36
ALTD Series	UpLift!	Drawing Tables	73
AMS Series	Fab-Lab	Workbench	84
ARS-4030	Sandbox	Augmented Reality Sandbox	82
ATS	Protocol	Athletic Taping Stations	75
ATT	Protocol	Athletic Taping and Training Benches	75
AVT Series	Forward Vision™	Forward Vision with Axis Top	38
BP Series	Access	Backpack Locker	104,105
BT-LOC	Access	Heavy-Duty Book Truck	108
C2000 Series	Kinetic	Storage Cabinet Lab Tables	12
C2400 Series	Kinetic	Island Workstation with Doors/Drawers	12
C2500 Series	Kinetic	Island Workstation with Door/Drawers	12
C2600 Series	Kinetic	Island Workstation with Cupboards	12
C2700 Series	Kinetic	Island Workstation with Cupboards	12
C-38	Perspective	Mobile Clay Cart	62
C7 Series	Perpetulab	Wood Lab Table with Book Compartments	9, 41
C9 Series	Perpetulab	Steel Table with Book Compartments	9, 41
CC Series	Access	Wood Cubbies	106,107
CDTC	Draftsman	Drawing/CAD Table	69,70
CTS	Protocol	Taping Station	75
CWC-72P	Perspective	Ceramic Work Center	63
D03 Series	Signature	Solid Door Wall Cabinets	120
D06 Series	Signature	Glass Door Wall Cabinets	120
D7 Series	Perpetulab	Wood Lab Table with Drawers in Apron	9,41
D9 Series	Perpetulab	Steel Table with Drawers in Apron	9,41
DBC-1	Perspective	Paper Storage Cabinet	65
DE Series	Access	Duo Mobile Tote Storage Cabinet	113
DPSC-50	Access	Flat Paper Storage Cabinet	119
DT Series	Draftsman	Drawing Tables	68
DT-2 Series	Draftsman	Drawing Table with Small Drawer	68
DT-3 Series	Draftsman	Drawing Table System with 1-Piece Top	69
DT-4 Series	Draftsman	Drawing Table with Drawers	71
DT-6 Series	Draftsman	Drawing Table System with 2-Piece Top	69
DT-8 Series	Draftsman	Drawing Table	71
DT-9 Series	Draftsman	Four-station Drawing Table	68,73
DTA-21A	Draftsman	Two-Station Drawing Table Six Drawers	71
DTC Series	Perspective	Drawing Supply Cabinet	67
DW-VTT Series	Menu	Open Base Stainless Steel Work Table	89
EMDC-2436 Series	Access	Enclosed Mobile Storage Cabinet	117
EMWB-6	Access	Mobile Workbench	88
ESC11-11LM	Protocol	Eye Safety Cabinet	81
FAB Series	Protocol	Medical Treatment Bench	75
FAC-3613	Protocol	First Aid Wall Cabinet	80
FCC-29 Series	Perspective	Hanging Wall Storage Cabinet	66
FFS Series	Access	Flat File Storage System	119
FVT Series	Forward Vision™	Mobile Table with Wood Legs	38
GCT Series	Apprentice	Side Clamp Bench	56
GSB-6024	Apprentice	Glue and Stain Bench	56
GSC Series	Access	General Storage Cabinet	100
HFD Series	Helm	H-Frame Desk	27
HGC-52	Sprout	Hydroponics Growing Center	83
HLB Series	Hi-Lo	Adjustable-height Hand Crank Tables	37
HLBE Series	Hi-Lo	Adjustable-height Electric Tables	37
HWS-3624K	Protocol	Mobile Hot Water Station	76
IDT Series	Draftsman	Instructor Drafting Tables	72
IMS Series	Intermix	Workstation - Square Top	85
IMW Series	Intermix	Workstation - Wave Top	85
IP Series	Kinetic	Mobile Lecterns	26



Model Number	Collection Name	Product	Page
LB Series	Forum	Steel Locker Bases	47
LR-12M	Forum	Metal Lumber Rack	58
LR-13W	Forum	Wood Lumber Rack	59
LR-1WM	Forum	Upright with Five Pipe Arms	59
LR-9SB	Forum	16" Wall Spacer Bracket	59
LT	Draftsman	Light Tables	72
LW-8	Knowledge Plus	Work Wall	103
M Series	Access	Mobile Pedestal	118
MA Series	Forum	Steel Wall Lockers	47
MBB-7224	Apprentice	Miter Box Bench	56
MC-1	Forum	Hanging Storage Cabinet	55
MDC-2436 Series	Access	Mobile Touchdown Storage Cabinet	117
MET	Access	Mobile Tote Pedestal	112
MGC-4818	Sprout	Plant Growing Stand	83
MGSB-6024	Apprentice	Glue and Stain Bench	56
MLB Series	Apprentice	Adj. Height Industrial Steel Workbench	50
MSSC-200	Access	XL Mobile Storage Cabinet	118
MTTC-4824	Access	Tall Mobile Classic Tote Tray Storage	111
MTTE Series	Access	XL Mobile Euro Tote Storage Cabinet	114
OS Series	Access	Bookcases	108
P7 Series	Perpetulab	Wood Lab Tables with Plain Aprons	9,41
P8 Series	UpLift!	Height-adjustable Table w/Wood Apron	10,36
P9 Series	Perpetulab	Steel Table with Plain Apron	9,41
PDC-2436	Access	Mobile Demo Cart	26
PDT-2420	Draftsman	Portable Drafting Table	73
PLB-201	Draftsman	Planning and Layout Bench	70
PSC-80 Series	Forum	Tall Parts Cabinet	55
PSC-90 Series	Perspective	Art Supply Storage Cabinet	66
PT Series	Perspective	Planning Tables	42,43,61,70
S Series	Apprentice	Metal Stools	95
SB-4 Series	Access	Wall Storage Bench	119
SE-NPC	Acumen	Poly Chair	92
SE-PC	Acumen	Poly Chair	92
SE-PS	Acumen	Poly Stool	93
SE-T Series	Acumen	Vinyl Chair	92
SE-TR Series	Tractor	Stool	93
SE-W Series	Perspective	Classic Maple Chair and Stool	94
SG-72000	Protocol	Safety Glasses	81,123
SLT7186	Chroma	Steel Stools	95
SMB-540 Series	Apprentice	Sheet Metal Bench	60
SMT Series	Sewing	Tables	88
STL9186 Series	Perspective	Wooden Seat Stools with Steel Base	95
T-1000	Perspective	Taboret	64
TC Series	Forum	Tool Storage Cabinets	54,55
TETC Series	Forum	Tool Storage Cabinets	54
TL Series	Access	Mobile Lockers	104
TS-4221	Access	Mobile Euro Tote XL Cabinet	114
TTC-48	Access	Tote Tray Storage Cabinet	110
TW-4221 Series	Access	Mobile Euro Tote	113
TZ Series	Trapezoid	Tables	39
VSR-277M	Forum	Vertical Lumber Rack	58
VXM Series	Command	Robot Compartment Storage Cabinet	86
VXP Series	Command	Robotics Storage Cabinet	86
VXR Series	Command	Robotics Workbench	87
VXT Series	Command	Robot Tote Storage	86
W Series	Forum	Wood Top Workbench	49
WB12	Forum	Four-Station Steel Workbench	46
WB2 Series	Forum	Four-Station Steel Workbench	46
WB4 Series	Forum	Four-Station Steel Workbench	46
WB6 Series	Forum	Two-Station Steel Workbench	46
WBB4 Series	Forum	Two-Station Steel Workbench	46
WBD Series	Forum	Two-Station Steel Workbench	46
WBML Series	Apprentice	Adj. Height Industrial Arts Workbench	50
WMSC	Forum	Mobile Touchdown Cabinet w/Pegboard	57
WSC-26	Access	Wardrobe Cabinet	102
WSP Series	Protocol	Mobile Hand-Washing Station	76
WT7142_30N	Perspective	Clay Wedging Table	62
WW12 Series	Forum	Mobile Workbench Butcher Block Top	48
WW2 Series	Forum	Open Style Wood Workbench	49
WW231 Series	Forum	Wood Workbench with Double Doors	49
WW232 Series	Forum	Wood Workbench with Door/Drawer	49
WW31 Series	Forum	Wood Workbench with Double Doors	48
WW32 Series	Forum	Wood Workbench with Door/Drawer	48
WW33 Series	Forum	Wood Workbench with Drawer/Door	48
WW4 Series	Forum	Open Style Wood Workbench	49
WX4 Series	Perspective	Worktop Classic Table	42, 61
X7 Series	LOBO	Fixed Metal Multipurpose Table	35
X8 Series	LOBO	Adj. Height Metal Multipurpose Tables	35
XM-4424	Command	Robot Compartment Storage Cabinet	86
XP	Command	Robotics Storage Cabinet	86

Model Number	Collection Name	Product	Page
XR	Command	Robotics Workbench	87
XS	Menu	Stainless Steel Tables	89
XT Series	Command	Robot Tote Storage	86
XW Series	Command	Robotics Mobile Workbench	87
<b>Accessories</b>			
Model Number	Product Description	Page	
100002	Clamp, 3/4 x 3/4	121	
100003	Clamp, 3/4 x 1/2	121	
100004	Upright	121	
100005	Crossbar 18"	121	
100006	Crossbar 48"	121	
100007	Crossbar 40"	121	
100008	Crossbar 32"	121	
100047-49	Gas Cocks	121	
100074-BKR	Multi Service Fixture - Water and Gas	122	
100076X4	Rubber Leg Boots, Set of 4	122	
100245GRARM	Greenlaw Arm	121	
100709X4	Casters for UpLift! Tables	10,36	
100728X4	Floor Mounting Brackets, Set of 4	122	
100013	Hand Pump	122	
100051	Cold Water Faucet	122	
100061	Hot Water Faucet	122	
100118	2-1/2 Gallon Water Jug	122	
100466	Gas Cocks	121	
100467	Mixing Faucet - Hot and Cold Water	122	
100604	Upright Set with Crossbar	121	
100994	Lab Hand	121	
15-0081-84	Tool Cabinet Accessories	54,55	
206505	Rod Sockets	121	
234708	Heavy-Duty Vise	123	
250516	Locking Casters, Set of 4	89	
251695	5 Gallon Portable Water Jug	122	
251696	6 Gallon Portable Water Jug	122	
251909	Bench Vise	123	
251913	Magnetic Tool Holder	123	
251975	Clamp Outlet/USB Hub	123	
253560-GF4 HEPA	HEPA Filter for Fume Hood	81	
253996	Casters, Set of 4 for AMS Tables	84	
256312	5 Gallon Jug	122	
4000K	Mirror	87,121	
4001K	Mirror/Marker Board	121	
FG-88210	Flexible Goggles	89,123	
L30 Series	Replacement Legs	122	
LCS	Locking Casters, Set of 4	64	
SE-C	Caster, Set of 5	92,93	
SG-72000	Safety Glasses	89,123	

📍 300 S Krueger Street - Suring, WI 54174

☎ 877.348.9663

📠 920.842.2499

✉ [Info@DiversifiedSpaces.com](mailto:Info@DiversifiedSpaces.com)

🌐 Visit Our Website!



2024 Diversified Spaces Catalog

